

REGULAR MEETING OF THE FLORIN RESOURCE CONSERVATION DISTRICT BOARD OF DIRECTORS

Agenda

Tuesday, June 21, 2022

6:00 PM

Join Zoom Meeting: <https://zoom.us/j/88087813278>

Join by Phone: Dial US +1 669 900 6833 Meeting ID: 880 8781 3278

Compliance with Government Code Section 54957.5

Public records, including writings related to an agenda item for an open session of a regular meeting of the Florin Resources Conservation District that are distributed less than 72 hours before the meeting, are available by email request. In addition, such writings may be posted, whenever possible, on the Elk Grove Water District website at www.egwd.org. The Board will discuss all items on the agenda and may take action on any item listed as an "Action" item. The Board may discuss items that do not appear on the agenda but will not act on those items unless there is a need to take immediate action and the Board determines by a two-thirds (2/3) vote that the need for action arose after posting of the agenda. If necessary, the Meeting will be adjourned to Closed Session to discuss items on the agenda listed under "Closed Session." At the conclusion of the Closed Session, the meeting will reconvene to "Open Session."

CALL TO ORDER, ROLL CALL AND PLEDGE OF ALLEGIANCE

Public Comment

This is the opportunity for the public to comment on non-agenda items within the subject matter jurisdiction. Comments are limited to three (3) minutes.

- | | Page Numbers |
|--|--------------|
| 1. Future Florin Resource Conservation District Board Meetings by Teleconference
(Stefani Phillips, Human Resources Administrator/Board Secretary) | 4-6 |

Associate Director Comment

Public Comment

Recommended Action: Consider finding by a majority vote under Gov. Code § 54953, subd. (e)(1)(B) that as a result of the COVID-19 emergency: (i) meeting in person would present imminent risks to the health or safety of attendees; and (ii) the meeting is authorized to be held by teleconference pursuant to Gov. Code § 54953, subd. (e)(1)(C).

2. Proclamations and Announcements

Associate Director Comment

Public Comment

- | | |
|--|-------|
| 3. Consent Calendar
(Stefani Phillips, Board Secretary and Patrick Lee, Treasurer) | 7-8 |
| a. Minutes of Regular Board Meeting of May 17, 2022 | 9-11 |
| b. Minutes of Special Board Meeting of June 9, 2022 | 12-13 |

Page Numbers

c. Accounts Payable Check History – May 2022	14-17
d. Board and Employee Expense/Reimbursements – May 2022	18
e. Active Accounts – May 2022	19
f. Bond Covenant Status for FY 2021-22 – May 2022	20
g. CASH - Detail Schedule of Investments – May 2022	21
h. Consultants Expenses – May 2022	22
i. Major Capital Improvement Projects – May 2022	23

Associate Director Comment

Public Comment

Recommended Action: Approve Florin Resource Conservation District Consent Calendar items a – i.

4. Year to Date Revenues and Expenses Compared to Budget – May 2022 24-26
(Patrick Lee, Finance Manager)

Associate Director Comment

Public Comment

5. Elk Grove Water District Fiscal Year 2023-27 Capital Improvement Program 27-133
(Ben Voelz, Associate Engineer)

Associate Director Comment

Public Comment

Recommended Action: Adopt Resolution No. 06.21.22.01, approving the Elk Grove Water District Fiscal Year 2023-27 Capital Improvement Program and the appropriation of \$1,684,000 from designated reserve funds to the Fiscal Year 2022-23 Capital Improvement Program budget.

6. Elk Grove Water District Employee Policy Manual Amendment 134-140
(Stefani Phillips, Human Resources Administrator)

Associate Director Comment

Public Comment

Recommended Action: Adopt Resolution No. 06.21.22.02, amending the 2019 Elk Grove Water District Employee Policy Manual Section 4.2.5 Cost of Living Adjustment.

7. Florin Resource Conservation District/Elk Grove Water District Fiscal Year 2022-23 Operating Budget 141-248
(Patrick Lee, Finance Manager/Treasurer)

Associate Director Comment

Public Comment

Recommended Action: Adopt Resolution No. 06.21.22.03, approving the proposed Florin Resource Conservation District/Elk

Grove Water District Fiscal Year 2022-23 Operating Budget projecting revenues of \$15.873 million and expenses of \$16.433 million and appropriating \$0.560 million from operating reserves to fund expenses in excess of revenues for Fiscal Year 2022-23.

8. Fiscal Year 2022-23 Investment Policy Guidelines 249-271
(Patrick Lee, Finance Manager/Treasurer)

Associate Director Comment

Public Comment

Recommended Action: Adopt Resolution No. 06.21.22.04, approving the Fiscal Year 2022-23 Investment Policy Guidelines of the Florin Resource Conservation District and delegating investment authority to the Finance Manager/Board Treasurer.

9. Legislative Matters and Potential Direction to Staff 272-276
(Travis Franklin, Program Manager)

Associate Director Comment

Public Comment

10. General Manager's Report 277-278
(Bruce Kamilos, General Manager)

Associate Director Comment

Public Comment

11. Elk Grove Water District Operations Report – May 2022 279-328
(Bruce Kamilos, General Manager)

Associate Director Comment

Public Comment

12. Directors Comments

13. Closed Session

- a. PUBLIC EMPLOYEE PERFORMANCE EVALUATION (Section 54957)
Title: General Manager

Adjourn to Regular Meeting – July 19, 2022

June 21, 2022

TO: Chair and Directors of the Florin Resource Conservation District

FROM: Stefani Phillips, Human Resources Administrator/Board Secretary

SUBJECT: **FUTURE FLORIN RESOURCE CONSERVATION DISTRICT BOARD MEETINGS BY TELECONFERENCE**

RECOMMENDATION

This item is being presented to the Florin Resource Conservation District Board of Directors to consider finding by a majority vote under Gov. Code § 54953, subd. (e)(1)(B) that as a result of the COVID-19 emergency: (i) meeting in person would present imminent risks to the health or safety of attendees; and (ii) the meeting is authorized to be held by teleconference pursuant to Gov. Code § 54953, subd. (e)(1)(C).

SUMMARY

The Florin Resource Conservation District (FRCD) Board of Directors (Board) has conducted board meetings by teleconference since April 21, 2020. On September 15, 2021, the Governor passed Assembly Bill (AB) 361 extending the allowance of public board meetings to be conducted by teleconference effective October 1, 2021, through December 31, 2023. The Board voted that meetings continue to be conducted by teleconference in accordance with AB-361 and concurred that this item be brought back each month for action.

DISCUSSION

Background

Governor Newsom issued Executive Order N-29-20 which allows public agencies to hold board meetings by teleconference without violating the Brown Act. On April 21, 2020, the Board began conducting board meetings by teleconference. Fast forward, Governor Newsom passed AB-361 extending the allowance of public board meetings to be conducted by teleconference through December 31, 2023.

The Board voted that meetings continue to be conducted by teleconference in accordance with AB-361 and concurred that this item be brought back each month for action.

In light of the Governor's declaration that a state of emergency exists due to the incidence and spread of the novel coronavirus, and the pandemic caused by the resulting disease COVID-19, the Board should consider whether meeting in person would present imminent risks to the health or safety of meeting attendees.

FUTURE FLORIN RESOURCE CONSERVATION DISTRICT BOARD MEETINGS BY TELECONFERENCE

Page 2

The Centers for Disease Control indicates that COVID-19 is a highly transmissible virus that is spread when an infected person breathes out droplets and very small particles that contain the virus, and such droplets and particles are breathed in by other people. Variants of the virus continue to emerge, presenting an imminent risk to the health and safety of meeting attendees.

Present Situation

Conducting meetings by teleconference would directly reduce the risk of transmission among meeting attendees, including members of the public and staff, which has the ancillary effect of reducing risk of serious illness and death, as well as reducing community spread of the virus.

To meet by teleconference under AB-361, local agency boards must include an initial agenda item, such as this, to consider finding that the circumstances allowing a teleconference meeting under AB-361 exist. At the October 2021 regular board meeting, the Board reviewed this commencing agenda item and voted that meetings continue to be conducted by teleconference in accordance with AB-361. They also concurred that this item be brought back each month for action.

If the authorization to meet by teleconference is not approved by a majority vote, then the meeting will adjourn after this item and the remaining agenda items will be rescheduled to a future in-person meeting.

If authorization to meet by teleconference is approved by a majority vote, staff will continue to bring a re-authorization to the Board as an action item, at every regular board meeting, until such time the Board determines meetings will continue in person.

Staff recommends that the Board consider finding by a majority vote, that as a result of the COVID-19 emergency, meeting in person would present imminent risks to the health or safety of attendees, and the meeting should be held by teleconference as authorized by subdivision (e)(1)(C) of section 54943 of the Government Code.

ENVIRONMENTAL CONSIDERATIONS

There are no direct environmental considerations associated with this report.

June 21, 2022

**FUTURE FLORIN RESOURCE CONSERVATION DISTRICT BOARD MEETINGS BY
TELECONFERENCE**

Page 3

STRATEGIC PLAN CONFORMITY

This item conforms with Strategic Goal No. 1, Governance and Customer Engagement, of the Strategic Plan 2020-2025.

FINANCIAL SUMMARY

There is no direct financial impact associated with this report.

Respectfully submitted,

A handwritten signature in blue ink that reads "Stefani Phillips". The signature is written in a cursive style with a large initial 'S'.

STEFANI PHILLIPS,
HUMAN RESOURCES ADMINISTRATOR/BOARD SECRETARY

June 21, 2022

TO: Chair and Directors of the Florin Resource Conservation District

FROM: Stefani Phillips, Board Secretary and Patrick Lee, Treasurer

SUBJECT: **CONSENT CALENDAR**

RECOMMENDATION

It is recommended that the Florin Resource Conservation District Board of Directors approve Florin Resource Conservation District Consent Calendar items a – i.

SUMMARY

Consent Calendar items a – i are standing items on the Regular Board Meeting agenda.

By this action, the Florin Resource Conservation District (FRCD) Board of Directors will approve FRCD Consent Calendar items a – i.

DISCUSSION

Background

Consent Calendar items are standing items on the Regular Board Meeting agenda.

Present Situation

Consent Calendar items a – i are standing items on the Regular Board Meeting agenda.

ENVIRONMENTAL CONSIDERATIONS

There are no direct environmental considerations associated with this report.

STRATEGIC PLAN CONFORMITY

This item conforms to the FRCD/Elk Grove Water District 2020-2025 Strategic Plan. The monthly Consent Calendar report provides transparency, which aligns with Goal No. 1, Governance and Customer Engagement, of the Strategic Plan 2020-2025.

CONSENT CALENDAR

Page 2

FINANCIAL SUMMARY

There is no financial impact associated with this report.

Respectfully Submitted,



STEFANI PHILLIPS
BOARD SECRETARY

And



PATRICK LEE
TREASURER

Attachments

MINUTES OF THE REGULAR MEETING OF THE FLORIN RESOURCE CONSERVATION DISTRICT BOARD OF DIRECTORS

Tuesday, May 17, 2022

The regular meeting of the Florin Resource Conservation District Board of Directors was called to order at 6:00 p.m. by Chair Sophia Scherman via Zoom.

Call to Order, Roll Call, and Pledge of Allegiance.

Directors Present: Sophia Scherman, Tom Nelson, Paul Lindsay, Lisa Medina, Elliot Mulberg
Directors Absent: None
Staff Present: Bruce Kamilos, General Manager; Patrick Lee, Finance Manager/Treasurer; Stefani Phillips, Human Resources Administrator/ Board Secretary; Donella Murillo, Finance Supervisor; Ben Voelz, Associate Engineer; Travis Franklin, Program Manager; Amber Kavert, Administrative Assistant II (Confidential)
Staff Absent: None
Associate Directors Present: None
Associate Directors Absent: None
General Counsel Present: Ren Nosky, JRG Attorneys at Law
Consultants Present: Shellie Anderson, Bryce Consulting; Dave Richardson, Woodard & Curran

Public Comment

No comment.

1. Future Florin Resource Conservation District Board Meeting by Teleconference

Board Secretary Stefani Phillips presented the item to the Florin Resource Conservation District (District) Board of Directors (Board).

In summary, the Board has conducted board meetings by teleconference since April 21, 2020. On September 30, 2021, Executive Order No. N-29-20, which allows for board meetings to be conducted by teleconference expired. On September 15, 2021, the Governor passed Assembly Bill (AB) 361 extending the allowance of public board meetings to be conducted by teleconference effective October 1, 2021, through December 31, 2023. At the September regular board meeting, the Board concurred that meetings continue to be conducted by teleconference in accordance with AB-361. To meet by teleconference under AB-361, local agency boards must include an initial agenda item to consider finding that the circumstances allowing a teleconference meeting under AB-361 exist. After the initial meeting, if 30 days or less have elapsed since the last meeting, an agenda item should be included to renew the determination that meeting in person presents health risks. However, if more than 30 days have passed, an initial agenda item must be included to re-authorize meeting by teleconference under AB-361.

By unanimous consent, the Board found a majority vote under Gov. Code § 54953, subd. (e)(1)(B) that as a result of the COVID-19 emergency: (i) meeting in person would present imminent risks to the health or safety of attendees; and (ii) the meeting is authorized to be held by teleconference pursuant to Gov. Code § 54953, subd. (e)(1)(C). 5/0: Ayes: Lindsay, Medina, Mulberg, Nelson and Scherman

2. Proclamations and Announcements

Nothing to report.

3. **Consent Calendar**

- a. Minutes of Regular Board Meeting of April 19, 2022
- b. Minutes of Special Board Meeting of April 26, 2022
- c. Accounts Payable Check History – April 2022
- d. Board and Employee Expense/Reimbursements – April 2022
- e. Active Accounts – April 2022
- f. Bond Covenant Status for FY 2021-22 – April 2022
- h. CASH - Detail Schedule of Investments – April 2022
- i. Consultants Expenses – April 2022
- j. Major Capital Improvement Projects – April 2022

Vice Chair Tom Nelson asked that item a. Minutes of Regular Board Meeting of April 19, 2022 be pulled to make a correction.

MSC (Scherman/Medina) to approve Florin Resource Conservation District Consent Calendar items a-j with amendments. 4/1: Ayes: Medina, Mulberg, Nelson and Scherman Abstain: Lindsay

4. **Year to Date Revenues and Expenses Compared to Budget – April 2022**

Finance Manager Patrick Lee presented the item to the Board.

5. **Groundwater Workshop – Harvest Water**

General Manager Bruce Kamilos presented a PowerPoint on Harvest Water.

6. **Florin Resource Conservation District/Elk Grove Water District Human Resources Technician Classification and Salary Study**

Ms. Phillips presented the item to the Board.

In summary, the Florin Resource Conservation District/Elk Grove Water District (District) retained Bryce Consulting to assess the duties and responsibilities of the Administrative Assistant II (Confidential) position. The Administrative Assistant II (Confidential) position works directly for the Human Resources Administrator. Staff also requested the consultant develop a classification specification and conduct a base salary study (Study) for the proposed Human Resources Technician position.

MSC (Lindsay/Nelson) to adopt Resolution No. 05.17.22.01, approving the Florin Resource Conservation District/Elk Grove Water District Human Resources Technician Classification and Salary Study and authorizing changes to the Florin Resource Conservation District's Organization Chart and the Elk Grove Water District Salary Schedule. 5/0: Ayes: Lindsay, Medina, Mulberg, Nelson and Scherman.

7. **Cost of Living Adjustment**

Mr. Lee presented the item.

Mr. Kamilos explained to the Board that for the past four (4) years, the District has inadvertently used Consumer Price Index U (CPI-U) as opposed to the CPI-W for the Cost-of-Living Adjustment (COLA), which is what the Employee Policy Manual calls for. He mentioned that using the CPI-U resulted in employees receiving 0.17% less in COLAs over the four (4) year period.

After discussion, the Board asked staff to bring back the Employee Policy Manual with the amendment to change the CPI-W to the CPI-U at the next regular board meeting.

The consensus of the Board was to use the CPI-U percentage of 7.2% for the Fiscal Year 2022-23 COLA.

8. Draft Florin Resource Conservation District/Elk Grove Water District Fiscal Year 2022-23 Proposed Operating Budget

Mr. Lee presented the item to the Board.

After a lengthy discussion, the Board requested staff to bring back four (4) scenarios: 5% COLA with 3% rate increase, 5% COLA without 3% rate increase, 7.2% COLA with 3% rate increase, and 7.2% COLA without 3% rate increase, at a special board meeting on June 9, 2022.

9. Legislative Matters and Potential Direction to Staff

Program Manager Travis Franklin presented the item to the Board.

10. General Managers Report

Mr. Kamilos presented the item to the Board.

In summary, Mr. Kamilos gave an update on the Administrative Office Tenant Improvements Project explaining the opening date is being pushed back a month. He also explained there is a Low-Income Household Water Assistance Program that staff will inform the customers about through a bill insert. Lastly, he informed the Board that he was asked to join the Regional Water Authority's Executive Director Employment Agreement Committee.

11. Elk Grove Water District Operations Report – April 2022

Mr. Kamilos presented the EGWD Operations Report – April 2022 to the Board.

12. Directors Comments

Nothing to report.

Adjourn to Regular Board Meeting on June 21, 2022.

Respectfully submitted,

Stefani Phillips

Stefani Phillips, Board Secretary

AK/SP

**MINUTES OF THE SPECIAL MEETING OF THE
FLORIN RESOURCE CONSERVATION DISTRICT
BOARD OF DIRECTORS**

Thursday, June 9, 2022

The special meeting of the Florin Resource Conservation District Board of Directors was called to order at 7:00 p.m. by Sophia Scherman, Chair, by zoom conference.

Call to Order, Roll Call, and Pledge of Allegiance.

Directors Present: Sophia Scherman, Tom Nelson, Paul Lindsay, Lisa Medina, Elliot Mulberg
Directors Absent: None
Staff Present: Bruce Kamilos, General Manager; Patrick Lee, Finance Manager/Treasurer; Stefani Phillips, Human Resources Administrator/ Board Secretary; Donella Murillo, Finance Supervisor; Ben Voelz, Associate Engineer; Travis Franklin, Program Manager; Amber Kavert, Administrative Assistant II (Confidential); including field staff
Staff Absent: None
Associate Directors Present: None
Associate Directors Absent: None
General Counsel Present: Ren Nosky, JRG Attorneys at Law

Public Comment

Nothing to report.

1. Florin Resource Conservation District/Elk Grove Water District Fiscal Year 2022-23 Operating Budget Revenue and Expense Assumptions

General Manager Bruce Kamilos presented a PowerPoint presentation on the item to the Florin Resource Conservation District (District) Board of Directors (Board).

In summary, staff completed an analysis showing the results on revenue and expenses based on the following scenarios: 1. A 3.0% revenue rate increase and a cost-of-living-adjustment (COLA) of 5.0%; 2. A 0.0% revenue rate increase and a COLA of 5.0%; 3. A 3.0% revenue rate increase and a COLA of 7.2%; and 4. A 0.0% revenue rate increase and a COLA of 7.2%. In addition to the analysis completed, staff provided items to be taken into consideration in selecting the revenue and expense assumptions to be used for the District's Fiscal Year (FY) 2022-23 Proposed Operating Budget.

A question period occurred.

Vice-Chair Tom Nelson motioned for a 3% rate increase with the assumption that there may not be any election costs, resulting in the Board coming back at a later date to change to a 2% rate increase once filing date for election passes. There was no second for this motion.

Staff provided the Board information on what would happen if the District went below the 1.15% bond covenant ratio, explaining that a representative from the bank would require the District to perform a rate study to get back on track.

The Board heard comment from District staff in relation to the COLA.

MSC (Mulberg/Nelson) to approve a 7.20% cost-of-living-adjustment to be included in the Fiscal Year 2022-23 Operating Budget. 4/1: Ayes: Lindsay, Medina, Mulberg, and Nelson Noes: Scherman

MSC (Nelson/Lisa) to approve a 3.0% revenue rate increase effective January 1, 2023. 2/3: Ayes: Medina, Nelson Noes: Lindsay, Mulberg, and Scherman

MSC (Nelson/Medina) to approve a 2.0% revenue rate increase effective January 1, 2023. 3/2 Ayes: Lindsay, Medina, and Nelson Noes: Mulberg, Scherman

MSC (Mulberg/Lindsay) to direct staff to return with a policy amendment at the next regular board meeting to use the CPI-U index instead of the CPI-W index when calculating future cost-of-living-adjustments. 5/0: Ayes: Lindsay, Medina, Mulberg, Nelson and Scherman

Adjourn to Regular Board Meeting on June 21, 2022 at 6:00 p.m.

Respectfully submitted,

Stefani Phillips

Stefani Phillips, Board Secretary
AK/SP

Check History Report

5/1/2022 to 5/31/2022
Elk Grove Water District

Check Number	Check Date	Vendor Number	Name	Check	Explanation
055145	5/4/2022	ACWA JP	ACWA JPIA	70.00	Human Resources Group Training - Stefani/Amber
55146	5/4/2022	ACWAJPI	CB&T/ ACWA-JPIA	67,083.90	Medical Benefits - June 2022
055147	5/4/2022	AMAZON	AMAZON CAPITAL SERVICES	92.32	
055148	5/4/2022	BAY 2	BAY ALARM COMPANY	165.70	
055149	5/4/2022	BEN RES	BENEFIT RESOURCE, INC	125.00	
055150	5/4/2022	BG SOLU	SOLUTIONS BY BG INC.	9,625.00	Daily Tasks/Help Tickets
055151	5/4/2022	BSK4	BSK ASSOCIATES	450.75	Sampling - Treatment
055152	5/4/2022	CAL CUT	CALIFORNIA CUT & CORE, INC	400.00	
055153	5/4/2022	CINTAS2	CINTAS	307.22	
055154	5/4/2022	COEG	CITY OF ELK GROVE	725.25	Encroachment & Overhead Allocation Charge - General District Maintenance
055155	5/4/2022	COEG	CITY OF ELK GROVE	545.24	Encroachment & Overhead Allocation Charge - Fiber Optic
055156	5/4/2022	COUNTY4	SACRAMENTO COUNTY UTILITIES	254.07	
055157	5/4/2022	COVER A	COVERALL NORTH AMERICA, INC	859.00	
055158	5/4/2022	CR CHH	CHRISTINE HESS	231.63	Account Closed - Customer Refund
055159	5/4/2022	CR DMA	DAVID MARTCHENKE	245.39	Account Closed - Customer Refund
055160	5/4/2022	CR KAR	KATHERINE REED	64.12	Account Closed - Customer Refund
055161	5/4/2022	CRF CTR	CHANEL T. TROUNG	264.88	Account Closed - Customer Refund
055162	5/4/2022	CRF FLI	FLINT BUILDERS	439.36	Account Closed - Customer Refund
055163	5/4/2022	CRF LIT	LIEN TRAN	13.24	Account Closed - Customer Refund
055164	5/4/2022	CRF NFT	THE NORGAARD FAMILY TRUST	315.82	Account Closed - Customer Refund
055165	5/4/2022	CRF OPM	OLTIPA P. MCDANIEL	212.95	Account Closed - Customer Refund
055166	5/4/2022	CRFMARP	MARGUERITE POLLARD	141.58	Account Closed - Customer Refund
055167	5/4/2022	EARL CO	EARL CONSULTING CO., LLC	3,802.50	Project Management - New ADMIN Building
055168	5/4/2022	FASTENA	FASTENAL COMPANY	245.88	
055169	5/4/2022	FRONT C	FRONTIER COMMUNICATIONS	249.15	
055170	5/4/2022	HACH	HACH COMPANY	802.79	Materials & Supplies - Treatment
055171	5/4/2022	HANFORD	HANFORD SAND & GRAVEL, INC	3,052.76	(3) Invoices - Water Main Replacement Project
055172	5/4/2022	INT STA	INTERSTATE OIL COMPANY	2,447.03	Fuel
055173	5/4/2022	JAYS	JAY'S TRUCKING SERVICE	540.47	Materials - Water Main Replacement Project
055174	5/4/2022	KEVIN Y	KEVIN YOUNG CONCRETE	2,250.00	Remove and Replace Concrete - Distribution
055175	5/4/2022	NORCAL	NOR*CAL ASPHALT	34,774.00	Water Main Replacement Project
055176	5/4/2022	PACE	PACE SUPPLY CORP	8,003.06	(9) Invoices - Materials & Supplies - Distribution
055177	5/4/2022	RDO	RDO EQUIPMENT CO.	123.38	
055178	5/4/2022	REPUBLI	REPUBLIC SERVICES #922	2,254.59	
055179	5/4/2022	SAC 5	SACRAMENTO COUNTY	20.00	Lien Release
055180	5/4/2022	SIERRA	SIERRA OFFICE SUPPLIES	140.39	
055181	5/4/2022	SMUD	SMUD	543.85	
055182	5/4/2022	SMUD	SMUD	70.08	
055183	5/4/2022	SOUTHWE	SOUTHWEST ANSWERING SERVICE,	998.34	
055184	5/4/2022	TEICH A	TEICHERT AGGREGATES	302.33	
055185	5/4/2022	TRENCH	TRENCH PLATE RENTAL CO	463.48	Rental Equipment - Water Main Replacement Project
055186	5/4/2022	TRENCH	TRENCH PLATE RENTAL CO	463.48	Rental Equipment - Water Main Replacement Project

055187	5/4/2022	TRENCH	TRENCH PLATE RENTAL CO	463.48	Rental Equipment - Water Main Replacement Project
055188	5/4/2022	TRENCH	TRENCH PLATE RENTAL CO	258.55	Rental Equipment - Water Main Replacement Project
055189	5/4/2022	TRENCH	TRENCH PLATE RENTAL CO	114.91	Rental Equipment - Water Main Replacement Project
055190	5/4/2022	USS	UNITED SITE SERVICES	1,129.78	
055191	5/11/2022	A.P.TH	A.P. THOMAS CONSTRUCTION, INC	310,981.67	9829 Waterman Road - Improvements (construction)
055192	5/11/2022	AMAZON	AMAZON CAPITAL SERVICES	358.40	
055193	5/11/2022	B WAGNE	BRANDON WAGNER	350.00	Boot Reimbursement
055194	5/11/2022	BSK4	BSK ASSOCIATES	169.50	Sampling - Treatment
055195	5/11/2022	CASTEAM	CALIFORNIA STEAM	592.41	Materials - Treatment
055196	5/11/2022	CDW	CDW GOVERNMENT	1,312.73	Server Rack - 9829 Waterman Road
055197	5/11/2022	CHECK P	CHECK PROCESSORS, INC	343.90	
055198	5/11/2022	CINTAS2	CINTAS	698.14	
055199	5/11/2022	COUNTY	COUNTY OF SACRAMENTO	467,062.59	Sacramento County Water Billing - March & April 2022
055200	5/11/2022	CS BK	CARD SERVICES	1,900.52	Meals, Supplies, CSD Fire Plan Check, Permits, CSDA 2022 Conference
055201	5/11/2022	CS BV	CARD SERVICES	848.31	Hotel, Transportation, Meals for AWWA Spring Conference
055202	5/11/2022	CS DM	CARD SERVICES	63.67	Software, Supplies
055203	5/11/2022	CS SP	CARD SERVICES	1,356.56	Storage Rental, Supplies, Software, Employee Appreciation
055204	5/11/2022	CS SS	CARD SERVICES	719.36	Hotel for the AWWA Spring Conference
055205	5/11/2022	DATAPRO	DATAPROSE LLC	12,227.33	April & May Billing
055206	5/11/2022	DB COLS	DB CONSTRUCTIONAL LANDSCAPE	3,150.00	Landscape & Maintenance - Wellsite's & Offices
055207	5/11/2022	DITCH 3	DITCH WITCH WEST	2,137.94	Equipment - Distribution
055208	5/11/2022	EG MAS	ELK GROVE MASONIC LODGE #173	6,000.00	June 2022 Rent - 9257 Elk Grove Blvd.
055209	5/11/2022	FASTENA	FASTENAL COMPANY	361.59	
055210	5/11/2022	GRAINGE	GRAINGER	115.60	
055211	5/11/2022	HANFORD	HANFORD SAND & GRAVEL, INC	1,539.77	Water Main Replacement Project
055212	5/11/2022	HOLY TR	H.T.E.O.C.	600.00	Rental - Construction Yard - Adams/Truman
055213	5/11/2022	JRG	JRG ATTORNEYS, LLP	1,326.00	Legal - May 2022
055214	5/11/2022	MCCLAT	MCCLATCHY COMPANY LLC	3,803.05	Board Member Vacancy
055215	5/11/2022	MURPHY	MURPHY AUSTIN ADAMS	1,400.00	Legal - May 2022
055216	5/11/2022	POWER	POWER ELECTRIC PRODUCTS CO	134.07	
055217	5/11/2022	RADIAL	RADIAL TIRE OF ELK GROVE	462.33	
055218	5/11/2022	REPUBLI	REPUBLIC SERVICES #922	77.48	
055219	5/11/2022	SIERRA	SIERRA OFFICE SUPPLIES	539.40	
055220	5/11/2022	SKORY	SKORY EMPLOYER SOLUTIONS, LLC	2,910.00	Administrated Services - HR & Payroll
055221	5/11/2022	SMUD	SMUD	940.31	
055222	5/11/2022	SMUD	SMUD	2,226.97	
055223	5/11/2022	SMUD	SMUD	7,915.83	
055224	5/11/2022	SMUD	SMUD	8,084.98	
055225	5/11/2022	SMUD	SMUD	2,041.81	
055226	5/11/2022	SMUD	SMUD	49.83	
055227	5/11/2022	SMUD	SMUD	3,259.71	
055228	5/11/2022	SMUD	SMUD	1,805.37	
055229	5/11/2022	SUMMIT	AIR WORKS INC	448.00	
055230	5/11/2022	TAP MAS	TAP MASTERS, INC.	3,549.00	6" Hot Tap - Water Main Replacement Project
055231	5/11/2022	TRE&TRA	TRENCH & TRAFFIC SUPPLY	5,255.09	(3) Invoices - Rental Equipment - Water Main Replacement Project
055232	5/11/2022	TRENCH	TRENCH PLATE RENTAL CO	1,025.10	Rental Equipment - Treatment
055233	5/11/2022	VERIZON	VERIZON WIRELESS	540.51	
055234	5/11/2022	WALKER	WALKER KREATIVE	1,800.00	Social Media Public Outreach Campaign
055235	5/11/2022	YOUNGDA	YOUNGDAHL CONSULTING GROUP	320.00	
055236	5/18/2022	AMAZON	AMAZON CAPITAL SERVICES	33.63	
055237	5/18/2022	ARBOR	ARBOR TECH SERVICES	1,000.00	Tree Removal - 9829 Waterman Road

055238	5/18/2022	BG SOLU	SOLUTIONS BY BG INC.	9,820.00	Daily Tasks/Help Tickets
055239	5/18/2022	BRYCE	BRYCE CONSULTING, INC	720.00	
055240	5/18/2022	BSK4	BSK ASSOCIATES	466.50	Sampling - Treatment
055241	5/18/2022	CINTAS2	CINTAS	171.29	
055242	5/18/2022	CONSOLI	CONSOLIDATED COMMUNICATIONS	690.69	
055243	5/18/2022	CR FIT2	FIRST INTEGRITY TITLE COMPANY	221.41	Account Closed - Customer Refund
055244	5/18/2022	CR LTI	LENNAR TITLE	864.80	Account Closed - Customer Refund
055245	5/18/2022	CRF CEP	CHARLIE EPSY	69.74	Account Closed - Customer Refund
055246	5/18/2022	CRF KDA	KAREN DAVENPORT	78.21	Account Closed - Customer Refund
055247	5/18/2022	CRF KYH	KYLE HARLOW	2.08	Account Closed - Customer Refund
055248	5/18/2022	CRF PFT	PRICE FAMILY TRUST	15.78	Account Closed - Customer Refund
055249	5/18/2022	CRF SPH	SIGNPOST HOMES, INC	62.20	Account Closed - Customer Refund
055250	5/18/2022	CS AA	CARD SERVICES	309.38	Material & Supplies - Utility Crew
055251	5/18/2022	CS TF	CARD SERVICES	1,265.92	Conservation Material
055252	5/18/2022	EG FORD	ELK GROVE FORD	114.70	
055253	5/18/2022	FAC	FORENSIC ANALYTICAL	2,646.12	Asbestos NEA Training
055254	5/18/2022	GATE WR	GATE WRX	535.00	Repairs - MOC
055255	5/18/2022	GRAINGE	GRAINGER	63.45	
055256	5/18/2022	HANFORD	HANFORD SAND & GRAVEL, INC	6,477.90	(3) Invoices - Water Main Replacement Project
055257	5/18/2022	INLAND	INLAND BUSINESS SYSTEMS	422.92	
055258	5/18/2022	KAISER3	THE PERMANENTE MEDICAL GROUP	115.00	
055259	5/18/2022	KEVIN Y	KEVIN YOUNG CONCRETE	2,250.00	Remove and Replace Concrete - Distribution
055260	5/18/2022	PEST	PEST CONTROL CENTER INC	84.00	
055261	5/18/2022	PG&E	PACIFIC GAS & ELECTRIC COMPANY	42.23	
055262	5/18/2022	PG&E	PACIFIC GAS & ELECTRIC COMPANY	8.02	
055263	5/18/2022	PIT 5	PURCHASE POWER	24.27	
055264	5/18/2022	RBI	ROBERTSON-BRYAN, INC	2,136.00	2020-2022 CCRs & 2022 PHG Report
055265	5/18/2022	RYAN PR	RYAN PROCESS INC	9,067.29	CL2 Analyzer
055266	5/18/2022	SAC 5	SACRAMENTO COUNTY	20.00	Lien Release
055267	5/18/2022	SHAW	STEVE SHAW	329.94	Boot Reimbursement
055268	5/18/2022	SIERRA	SIERRA OFFICE SUPPLIES	347.07	
055269	5/18/2022	TEICH A	TEICHERT AGGREGATES	345.73	
055270	5/18/2022	TRAFF S	TRAFFIC SIGN SPECIALTIES	247.83	
055271	5/18/2022	TRE&TRA	TRENCH & TRAFFIC SUPPLY	3,271.40	(2) Invoices - Rental Equipment Water Main Replacement Project
055272	5/18/2022	USABLUE	USABlueBook	190.58	
055273	5/18/2022	WOOD RO	WOOD RODGERS	5,218.75	Well Siting Study
055274	5/25/2022	AFLAC	AFLAC	1,476.02	
055275	5/25/2022	ALTA CO	ALTA CONCRETE INC.	3,625.00	Pothole Repair - Water Main Replacement Project
055276	5/25/2022	AMAZON	AMAZON CAPITAL SERVICES	550.81	(3) Invoices - Supplies - OPS
055277	5/25/2022	AQUA ME	AQUA-METRIC SALES, CO.	8,184.34	Meters - Distribution
055278	5/25/2022	BACK TE	BACKFLOW TECHNOLOGIES, INC	845.00	Back Flow Testing - Treatment
055279	5/25/2022	BAY 3	BAY ALARM COMPANY	638.40	
055280	5/25/2022	BSK4	BSK ASSOCIATES	252.00	Sampling - Treatment
055281	5/25/2022	CFFNT2	FIDELITY NATIONAL TITLE	80.04	Account Closed - Customer Refund
055282	5/25/2022	CHI TI	CHICAGO TITLE CO	1.69	Account Closed - Customer Refund
055283	5/25/2022	CHIC12	CHICAGO TITLE COMPANY	535.69	Account Closed - Customer Refund
055284	5/25/2022	CINTAS2	CINTAS	171.29	
055285	5/25/2022	COEG	CITY OF ELK GROVE	897.87	Encroachment & Overhead Allocation Charge -General District Maintenance
055286	5/25/2022	CR CTC2	CHICAGO TITLE CO.	1,064.26	Account Closed - Customer Refund
055287	5/25/2022	CR FAT2	FIRST AMERICAN TITLE	243.18	Account Closed - Customer Refund
055288	5/25/2022	CRF DAA	DAVID ARNOLD	95.00	Account Closed - Customer Refund

055289	5/25/2022	CRF DLU	DAVID LUNDE	614.44	Account Closed - Customer Refund
055290	5/25/2022	CRF GHI	GHITA UNDERGROUND	2,589.93	Account Closed - Customer Refund
055291	5/25/2022	CRF JEB	JEFFREY & ESTHER BECKER	61.15	Account Closed - Customer Refund
055292	5/25/2022	CRF PCW	PACIFIC CASTLE WATERMAN	79.91	Account Closed - Customer Refund
055293	5/25/2022	CRF PCW	PACIFIC CASTLE WATERMAN	127.77	Account Closed - Customer Refund
055294	5/25/2022	CRF PCW	PACIFIC CASTLE WATERMAN	491.25	Account Closed - Customer Refund
055295	5/25/2022	CRF SKY	SKYWEST PROPERTY MGMT.	60.47	Account Closed - Customer Refund
055296	5/25/2022	CRF SVD	ST. VINCENT DE PAUL SOCIETY OF	5.00	Account Closed - Customer Refund
055297	5/25/2022	CRF YMA	YUHUA MAI	23.80	Account Closed - Customer Refund
055298	5/25/2022	CS SH	CARD SERVICES	1,916.16	Materials, Supplies, Training - Distribution
055299	5/25/2022	E&M	E&M ELECTRIC & MACHINERY, INC	13,785.00	*Annual Wonderware Licensing Support
055300	5/25/2022	EGTREE	ELK GROVE TREE SERVICE	1,000.00	Tree Removal - Water Main Replacement Project
055301	5/25/2022	INLAND	INLAND BUSINESS SYSTEMS	434.47	
055302	5/25/2022	INLAND	INLAND BUSINESS SYSTEMS	437.00	
055303	5/25/2022	INT STA	INTERSTATE OIL COMPANY	2,933.81	Fuel
055304	5/25/2022	MFDB AC	MFDB ARCHITECTS INC.	4,857.14	EGWD Administration Building Tenant Improvements
055305	5/25/2022	MUNIQUE2	MUNIQUEIP, LLC	2,170.31	(2) Invoices - Materials & Supplies - Treatment
055306	5/25/2022	OREILLY	O'REILLY AUTO PARTS	91.52	
055307	5/25/2022	PACE	PACE SUPPLY CORP	524.05	Materials - Distribution
055308	5/25/2022	PEPC	POWERS ELEC PRODUCTS CO.	276.67	Materials - Treatment
055309	5/25/2022	PEST	PEST CONTROL CENTER INC	84.00	
055310	5/25/2022	RY HERC	RYAN HERCO PRODUCTS CORP	92.17	
055311	5/25/2022	SAC 5	SACRAMENTO COUNTY	20.00	Lien Release
055312	5/25/2022	SAC 5	SACRAMENTO COUNTY	20.00	Lien Release
055313	5/25/2022	SIERRA	SIERRA OFFICE SUPPLIES	137.86	
055314	5/25/2022	USBANK	U.S. BANK EQUIPMENT FINANCE	752.14	Copier - ADMIN
Total:				1,110,947.97	

BOARD AND EMPLOYEE MONTHLY EXPENSE/REIMBURSEMENTS

As of 5/31/2022

INDIVIDUAL	DESCRIPTION	AMOUNT PAID
Sean Hinton	Certification Training	\$160.98
Elliot Mulberg	CSDA 2022 Annual Conference	\$650.00
Steve Shaw	CA-NV AWWA Lodging	\$719.36
Steve Shaw	Boot Reimbursement	\$329.94
Brandon Wagenr	Boot Reimbursement	\$350.00
Ben Voelz	CA-NV AWWA Lodging	\$594.36
Ben Voelz	Transportation CA-NV Conference	\$155.75
		\$2,960.39

Active Account Information
As of 5/31/2022

	JULY	AUG	SEPT	OCT	NOV	DEC	JAN	FEB	MAR	APR	MAY	JUNE
Water Accounts:												
Metered												
Residential	12,305	12,318	12,300	12,309	12,299	12,312	12,300	12,293	12,312	12,297	12,293	
Commercial	362	363	362	362	362	363	362	362	362	366	361	
Irrigation	183	183	183	183	183	183	184	184	185	186	184	
Fire Service	183	183	183	183	183	184	184	184	185	188	185	
Total Accounts	13,033	13,047	13,028	13,037	13,027	13,042	13,030	13,023	13,044	13,037	13,023	-

Active Account Information
FY 2020/2021

	JULY	AUG	SEPT	OCT	NOV	DEC	JAN	FEB	MAR	APR	MAY	JUNE
Water Accounts:												
Metered												
Residential	12,161	12,163	12,308	12,294	12,295	12,311	12,292	12,291	12,298	12,301	12,309	12,317
Commercial	363	363	364	363	362	363	361	363	363	362	362	362
Irrigation	178	178	178	181	180	180	181	181	183	184	183	182
Fire Service	180	180	181	182	180	180	180	181	183	183	182	182
Total Accounts	12,882	12,884	13,031	13,020	13,017	13,034	13,014	13,016	13,027	13,030	13,036	13,043

**Bond Covenant Status
For Fiscal Year 2021-22
As of 5/31/2022**

Operating Revenues:	
Charges for Services	\$ 14,577,467
 Operating Expenses:	
Salaries & Benefits	3,354,540
Seminars, Conventions and Travel	15,975
Office & Operational	996,772
Purchased Water	2,878,556
Outside Services	680,139
Equipment Rent, Taxes, and Utilities	471,056
Total Operating Expenses	8,397,037
 Net Operating Income	 \$ 6,180,431
Annual Interest & Principal Payments \$3,882,499	\$ 3,558,957 (1)
 Debt Service Coverage Ratio, YTD Only:	 1.74
 Required	 1.15

Notes

1. Reflects budget divided by number of months year to date.
However, first Principal/Interest Payments made in September.
Projected Annual Budget Coverage Ratio is **1.26**

CASH - Detail Schedule of Investments
As of 5/31/2022

<u>G/L Account : Fund</u>	<u>Account number / name</u>	<u>Investment Name</u>	<u>Investment Type</u>		<u>Restrictions</u>	<u>Market Value</u>			
HELD BY BOND TRUSTEE:									
1110-000-20 Water	BNY 892744 FRCD 2014A DEBT SERVICE	Dreyfus Inst Treasury	MM Mutual Fund		Restricted	0.00			
1112-000-20 Water	BNY 743850 FRCD 2016A DEBT SERVICE	Dreyfus Inst Treasury	MM Mutual Fund		Restricted	0.00			
					Subtotal	\$ -			
1001-000-20 Water	Cash on Hand				Unrestricted	\$ 300.00			
HELD BY F&M BANK:									
1011-000-10 FRCD	F&M 08-032009-01 CHECKING ACCOUNT				Unrestricted	109.26			
1011-000-20 Water	F&M 08-032017-01 OPERATING ACCOUNT				Unrestricted	4,851,942.22			
1084-000-20 Water	F&M 08-03201702-31 MONEY MARKET			0.25%	Unrestricted	100,803.86			
1031-000-20 Water	F&M 08-032912-01 CREDIT CARD ACCOUNT				Unrestricted	898,042.69			
1061-000-20 Water	F&M 08-032890-01 PAYROLL ACCOUNT				Unrestricted	175,659.78			
1071-000-20 Water	F&M 08-032920-01 DRAFTS ACCOUNT				Unrestricted	540,277.92			
					Subtotal	\$ 6,566,835.73			
INVESTMENTS									
1080-000-20 Water	Office of the Treasurer - Sacramento California	LAIF	Investment Pool	0.52%	Unrestricted	\$ 5,481,141.93			
1081-000-20 Water	CALTrust Medium Term		Investment	0.27%	Unrestricted	\$ 1,347,745.49			
1082-000-20 Water									
	<u>PURCHASE DATE</u>	<u>CUSIP</u>	<u>ISSUED BY</u>	<u>CALL DATE</u>	<u>MATURITY DATE</u>	<u>% of Portfolio</u>	<u>Current Yield</u>	<u>COST BASIS</u>	<u>MARKET VALUE</u>
	9/30/2016	N/A	US Bank	N/A	N/A	1.40%	0.18%	\$ 51,548.24	\$ 51,548.24
	11/19/2020	3135GA5H0	Federal Home Loan (FHLB)	07/10/20 - qrtly	11/25/2025	24.40%	0.630%	\$ 1,000,000.00	927,000.00
	7/31/2020	3133ELQ56	Federal Home Loan (FHLB)	11/25/20 - qrtly	7/2/2024	25.20%	0.600%	\$ 1,000,000.00	956,890.00
	7/29/2021	3133EMT36	Federal Home Loan (FHLB)	04/15/26- qrtly	4/26/2026	24.40%	0.940%	\$ 1,000,000.00	928,370.00
	7/31/2020	3136G4YP2	Federal Natl MTG ASSN	07/09/2021 - qrtly	7/9/2025	24.70%	0.770%	\$ 1,000,000.00	939,590.00
								\$ 4,051,548.24	\$ 3,803,398.24
								Total	\$ 17,199,421.39
								Total Restricted	\$ -
								Total Unrestricted	\$ 17,199,421.39

YTM = Yield to Maturity
qtrly = quarterly
cont. = continuous

<u>Call Date</u>	<u>CUSIP</u>	<u>Issued by:</u>	<u>Call Date</u>	<u>Maturity Date</u>	<u>Interest Rate</u>	<u>YTM</u>	<u>Price</u>	<u>Market Value</u>
							\$ -	\$ -

Authorized Signers
Bruce Kamilos
Patrick Lee
Donella Murillo
Stefani Phillips

\$ -

Consultant Expenses

As of 5/31/2022

Fiscal Retainer Contracts

Consultant	Description	Total Contract	Current Month	Paid to date	2021-2022 FY Budget	Percent of year (0.92%)
JRG Attorneys, LLP	Task orders	TBD	\$ 1,326	\$ 20,923		
Somach Simmons & Dunn	Task orders	TBD	\$ -	\$ -		
BAKER MANOCK & JENSEN	Task orders	TBD	\$ -	\$ -		
Liebert Cassidy Whitmore	Task orders	TBD		\$ 8,925		
Murphy Austin Adams	Task orders	TBD	\$ 1,400	\$ 1,655		
Total			\$ 2,726	\$ 31,503	\$ 175,000	18.00%
Solutions by BG, Inc.	Task orders	792,676	\$ 19,445	\$ 244,448	\$ 274,600	89.02%

Major Contracts

Consultant	Description	Total Contract	Paid to date	2021-2022 FY Budget	Percent of Contract
*Earl Consulting	PSA	\$ 78,000	\$ 3,803	\$ 58,819	75.41%
**MFDB Architects	PSA	\$ 205,270	\$ 4,875	\$ 180,142	87.76%
Stantec Consulting	PSA	\$ 98,212	\$ -	\$ 76,490	77.88%
***Tully & Young	PSA	\$ 79,970	\$ -	\$ 79,856	99.86%
A.P. Thomas (Pre Construction)	PSA	\$ 39,108		\$ 37,153	95.00%
A.P. Thomas (Construction)	PSA	\$ 2,554,565	\$ 310,982	\$ 717,153	28.07%
****Flowline	Construction	\$ 665,157	\$ -	\$ 665,147	100.00%
Arrow Drillers	Construction	\$ 290,547	\$ -	\$ 290,534	100.00%
		\$ 4,010,829	\$ 319,660	\$ 2,105,294	52.49%

on 2/25/22. Original Contract amount was \$40,000.

**Change Order to Amend Contract for an additional \$12,770.00. Original Contract amount was \$192,500.

***Change Order to Amend Contract for an additional \$1470.00. Original Contract amount was \$78,500.00

****Change Order to Amend Contract for an additional \$43,081.41. Original Contract amount was \$622,075.42.

**Major Capital Improvement Project
Budget vs Actuals
As of 5/31/2022**

Capital Project	Total Project Budget	Total Project Exp to Date	Percent Spent	Capitalized Labor	Fund Type	Project Type	May			YTD % Spent
							2021-22 Budget	Project Exp	Total YTD (1)	
Backyard Water Mains/Service Replacement	1,500,000	1,335,787	89.05%	\$ 219,623	R&R	Supply/Distribution	\$ 1,500,000	\$ 37,013	\$ 1,335,787	89.05%
2nd Ave Water Main	86,000	-	0.00%	-	R&R	Supply/Distribution	86,000	-	-	0.00%
Truman St/Adams St Water Main	244,000	186,491	76.43%	60,635	R&R	Supply/Distribution	244,000	62,085	186,491	76.43%
Well Rehabilitation Program	75,000	55,017	73.36%	-	R&R	Supply/Distribution	75,000	-	55,017	73.36%
PLC Bucket Replacements	50,000	21,143	42.29%	-	R&R	Treatment	50,000	-	21,143	42.29%
Pavement Repair and Coat Seal	25,000	-	0.00%	-	R&R	Building and Site	25,000	-	-	0.00%
Service Line Replacements	100,000	13,373	13.37%	-	CIP	Supply/Distribution	100,000	3,625	13,373	13.37%
Brinkman Transmission Main	42,000	-	0.00%	-	CIP	Supply/Distribution	42,000	-	-	0.00%
Chlorine Analyzers Shallow Wells	70,000	9,067	12.95%	-	CIP	Treatment	70,000	9,067	9,067	12.95%
Well 4D Radio Antenna	35,000	-	0.00%	-	CIP	Treatment	35,000	-	-	0.00%
9829 Waterman Rd	3,238,028	1,002,553	30.96%	-	CIP	Building and Site	3,238,028	321,701	1,002,553	30.96%
Fiber Optic Cable	300,000	300,509	100.17%	-	CIP	Building and Site	300,000	545	300,509	100.17%
Digital Data Collector & GPS Rover	23,000	19,520	84.87%	-	CIP	Building and Site	23,000	-	19,520	84.87%
Compact Loader with Cold Plate	105,000	98,308	93.63%	-	CIP	Building and Site	105,000	-	98,308	93.63%
Unforeseen Capital Projects	100,000	62,473	62.47%	-	-	-	100,000	-	62,473	62.47%
Sub-Total	\$ 5,993,028	\$ 3,104,241	51.80%	\$ 280,258			\$ 5,993,028	\$ 434,037	\$ 3,104,241	51.80%

(1) Includes \$280,258 in capitalized labor through 05/31/2022

(2) Includes unforeseen capital projects, including:

Well logging services for Well 11D Rehab	775
Pacific Survey - Well 11D Survey	3,790
Longmire Swaging - Well 11D Video Survey	16,300
Arrow Construction - Concrete work Camden	19,845
Eaton Pumps - Well 11D	21,763
Total	\$ 62,473

June 21, 2022

TO: Chair and Directors of the Florin Resource Conservation District

FROM: Patrick Lee, Finance Manager/Treasurer

SUBJECT: **YEAR TO DATE REVENUES AND EXPENSES COMPARED TO BUDGET – MAY 2022**

RECOMMENDATION

This item is presented for discussion purposes only. No action by the Florin Resource Conservation District Board of Directors is requested at this time.

SUMMARY

Per the Florin Resource Conservation District (District) Board of Directors (Board) request, the Year to Date Revenues and Expenses Compared to Budget item is being presented as a standalone agenda item.

DISCUSSION

Background

The Year to Date Revenues and Expenses Compared to Budget was a standing item included in the monthly consent calendar presented to the Board each month. The Board requested that staff remove the report from consent calendar and include it as a standalone agenda item for discussion purposes for all future Board meetings.

Present Situation

The Year to Date Revenues and Expenses Compared to Budget report for May 2022 is being provided to the Board for review and discussion.

ENVIRONMENTAL CONSIDERATIONS

There are no direct environmental considerations associated with this report.

June 21, 2022

YEAR TO DATE REVENUES AND EXPENSES COMPARED TO BUDGET – MAY 2022

Page 2

STRATEGIC PLAN CONFORMITY

This item conforms to the FRCD/Elk Grove Water District 2020-2025 Strategic Plan Goal No. 1, Governance and Customer Engagement by providing transparency in the District's financial operations.

FINANCIAL SUMMARY

There is no financial impact associated with this report.

Respectfully Submitted,



PATRICK LEE
TREASURER

Attachment

Elk Grove Water District
Year to Date Revenues and Expenses Compared to Budget
As of May 31, 2022

	General Ledger Reference	YTD Activity	Annual Budget	11/12=91.67% % Realized
Revenues	4100 - 4900	\$ 14,577,467	\$ 15,716,094	92.76%
Operating Expenses				
Salaries & Benefits	5100 - 5280	3,634,798	4,619,614	78.68%
less Capitalized Labor		(280,258)	(400,192)	70.03%
Adjusted Salaries and Benefits:		\$ 3,354,540	\$ 4,219,422	79.50%
Seminars, Conventions and Travel	5300 - 5350	15,975	42,609	37.49%
Office & Operational	5410 - 5494	996,772	1,351,521	73.75%
Purchased Water est. (1)	5495 - 5495	2,878,556	3,511,320	81.98%
Outside Services	5505 - 5580	680,139	1,150,358	59.12%
Equipment Rent, Taxes, Utilities	5620 - 5760	471,056	561,740	83.86%
Total Operational Expenses		\$ 8,397,037	\$ 10,836,970	77.49%
Net Operating Income		\$ 6,180,431	\$ 4,879,124	126.67%
Non-Operating Revenues				
Interest Received	9910 - 9910	45,876	25,000	183.51%
Unrealized Gains/(Losses)	9911 - 9911	(285,050)	-	-100.00%
Other Income/(Expense)	9920 - 9973	24,881	-	-100.00%
Total Non-Operating Revenues		\$ (214,293)	\$ 25,000	-857.17%
Non-Operating Expenses				
Election Costs	9950 - 9950	-	-	0.00%
Capital Expenses (2):				
Capital Improvements	1705 - 1760	1,443,330	3,913,028	36.89%
Capital Replacements	1705 - 1760	1,598,438	1,980,000	80.73%
Unforeseen Capital Projects	1705 - 1760	62,473	100,000	62.47%
Total Capital Expenses:		\$ 3,104,241	\$ 5,993,028	51.80%
Bond Interest Accrued (3)	7300 - 7300	1,322,291	1,442,499	91.67%
Total Non Operating Expenses		\$ 4,426,532	\$ 7,435,527	59.53%
Bond Retirement (3):		\$ 2,236,667	\$ 2,440,000	91.67%
Total Expenditures		15,274,528	20,687,497	73.83%
Revenues in Excess of All Expenditures, including Capital		\$ (697,061)	\$ (4,971,403)	14.02%

Notes:

1. There is a lag in water billings from the Sacramento County Water Agency. Included above is an estimate of costs to date based on water used.
2. YTD Activity includes \$280,258 in capitalized labor charged to capital projects.
3. Bond retirement payments are made two times a year in September and March
4. Accounts receivable balance, which represents the difference between the total amount billed and total amount collected, as of May 31, 2022 is \$208,040.80

June 21, 2022

TO: Chair and Directors of the Florin Resource Conservation District

FROM: Ben Voelz, Associate Engineer

SUBJECT: **ELK GROVE WATER DISTRICT FISCAL YEAR 2022-23 CAPITAL IMPROVEMENT PROGRAM**

RECOMMENDATION

It is recommended that the Florin Resource Conservation District Board of Directors adopt Resolution No. 06.21.22.01, approving the Elk Grove Water District Fiscal Year 2023-27 Capital Improvement Program and the appropriation of \$1,684,000 from designated reserve funds to the Fiscal Year 2022-23 Capital Improvement Program budget.

SUMMARY

The Fiscal Year (FY) 2023-27 Capital Improvement Program (CIP) describes capital improvement projects planned by the Elk Grove Water District (EGWD) over the next five (5) fiscal years. Staff presented the FY 2023-27 CIP at the Infrastructure Committee (IC) meeting held on April 5, 2022. Revisions to the CIP have been made based on comments from that meeting. The final version of the FY 2023-27 CIP (attached) is being presented to the Florin Resource Conservation District (FRCD) Board of Directors (Board) for consideration.

By this action, if approved, the Board will adopt Resolution No. 06.21.22.01, approving the Elk Grove Water District Fiscal Year 2023-27 Capital Improvement Program and the appropriation of \$1,684,000 from designated reserve funds to the Fiscal Year 2022-23 Capital Improvement Program budget.

DISCUSSION

Background

The FY 2023-27 CIP describes capital improvement projects planned by EGWD over the next five (5) fiscal years. The CIP serves as a plan to improve, rehabilitate, and replace EGWD's water system infrastructure, and other facilities owned and operated by the EGWD. Staff presented the FY 2023-27 CIP to the IC on April 5, 2022. Revisions to the CIP have been made based on comments from that meeting.

ELK GROVE WATER DISTRICT FISCAL YEAR 2023-27 CAPITAL IMPROVEMENT PROGRAM

Page 2

Present Situation

The following is a summary of notable changes to this year's CIP.

- Approximately 80% of the FY 2023-27 CIP budget is allocated to water main replacements over the next five (5) years compared to roughly 60% of the FY 2022-2026 CIP budget. This year's CIP will be focusing on multiple areas within Service Area 1 where sections of the distribution system are meeting the end of useful life.

New Projects Added to the FY 2023-27 CIP

- Mazatlan Way Water Main
- Webb St. Water Main
- 2nd Ave./Mazatlan Way Water Main
- Halverson Dr. Water Main
- La Diana Ct. Water Main
- Glorieta Ct. Water Main
- Aquarius Ct. Water Main
- Back-Up IT Server Replacement
- RRWTP Interior Storage Tank Repairs

The final version of the FY 2023-27 CIP is being presented to the Board for consideration. Although the FY 2023-27 CIP is a five-year program, the CIP is funded on a year-to-year basis. Therefore, an appropriation of \$1,684,000 is being requested from designated reserve funds to the FY 2022-23 CIP budget.

Staff recommends the Board adopt Resolution No. 06.21.22.01, approving the Elk Grove Water District Fiscal Year 2023-27 Capital Improvement Program and the appropriation of \$1,684,000 from designated reserve funds to the Fiscal Year 2022-23 Capital Improvement Program budget.

ENVIRONMENTAL CONSIDERATIONS

The adoption of the FY 2023-27 CIP does not, in and of itself, have a physical effect on the environment. Any environmental considerations related to the projects contained in the FY 2023-27 CIP will be addressed in the future, consistent with California Environmental Quality Act (CEQA). Environmental considerations will be addressed when staff reports are taken to the Board requesting authorization to proceed on each project.

ELK GROVE WATER DISTRICT FISCAL YEAR 2023-27 CAPITAL IMPROVEMENT PROGRAM

Page 3

STRATEGIC PLAN CONFORMITY

The recommendation made in this staff report conforms to Goal 2, Fiscal Responsibility, of the FRCD/EGWD 2020-2025 Strategic Plan. An approved CIP that guides how capital money will be spent is key to operating with fiscal responsibility and balancing the annual budget.

FINANCIAL SUMMARY

The financial impact of the FY 2023-27 CIP on capital funds is \$10,083,000 over five (5) fiscal years. A breakdown by year of capital funds required is as follows:

FY 2022-23	\$1,684,000
FY 2023-24	\$2,656,000
FY 2024-25	\$1,885,000
FY 2025-26	\$1,852,000
<u>FY 2026-27</u>	<u>\$2,006,000</u>
Total	\$10,083,000

To fund the FY 2023-27 CIP would require an appropriation of \$1,684,000 from designated reserves to the FY 2022-23 CIP budget.

Respectfully submitted,



BEN VOELZ
ASSOCIATE ENGINEER

Attachment

RESOLUTION NO. 06.21.22.01

A RESOLUTION OF THE FLORIN RESOURCE CONSERVATION DISTRICT BOARD OF DIRECTORS APPROVING THE ELK GROVE WATER DISTRICT FISCAL YEAR 2023-27 CAPITAL IMPROVEMENT PROGRAM AND THE APPROPRIATION OF \$1,684,000 FROM DESIGNATED RESERVE FUNDS TO THE FISCAL YEAR 2022-23 CAPITAL IMPROVEMENT PROGRAM BUDGET

WHEREAS, the Florin Resource Conservation District (District) is a Resource Conservation District organized pursuant to Division 9 of the California Public Resources Code, Sections 9001, et seq. (Resource Conservation Law); and

WHEREAS, the District is formed for the purposes delineated in the Public Resources Code Section 9001 and all things necessary to carry out the provisions of the Resource Conservation Law and adopted District Bylaws; and

WHEREAS, the Elk Grove Water District Fiscal Year 2023-27 Capital Improvement Program (hereinafter, EGWD FY 2023-27 CIP) was presented to the Infrastructure Committee on April 5, 2022, for review; and

WHEREAS, comments from the Infrastructure Committee have been incorporated into the final version of the EGWD FY 2023-27 CIP; and

WHEREAS, the adoption of the EGWD FY 2023-27 CIP does not, in and of itself, have a physical effect on the environment. Any environmental considerations related to the projects contained in the EGWD FY 2023-27 CIP will be addressed in the future, consistent with the California Environmental Quality Act (CEQA); and

WHEREAS, the adoption of the EGWD FY 2023-27 CIP conforms to Goal No. 2, Fiscal Responsibility, of the Florin Resource Conservation District/Elk Grove Water District's 2020-2025 Strategic Plan; and

WHEREAS, the financial impact of the EGWD FY 2023-27 CIP on capital funds is \$10,083,000 over the next five fiscal years, however, the actual commitment of CIP funds is done on a year-to-year basis with \$1,684,000 being requested for the FY 2022-23 Capital Improvement Program.

NOW, THEREFORE, THE FLORIN RESOURCE CONSERVATION DISTRICT BOARD OF DIRECTORS DOES HEREBY RESOLVE:

SECTION 1. The Board of Directors hereby adopts the foregoing recitals as true and correct and incorporates them herein by reference.

SECTION 2. The Board of Directors hereby adopts Resolution No. 06.21.22.01, approving the Elk Grove Water District Fiscal Year 2023-27 Capital Improvement Program, attached hereto as Exhibit "A", and the appropriation of \$1,684,000 from designated reserve funds to the Fiscal Year 2022-23 Capital Improvement Program budget.

SECTION 3. The Board Secretary shall certify to the adoption of this Resolution.

SECTION 4. This Resolution shall take effect immediately upon its adoption.

PASSED, APPROVED AND ADOPTED this 21st day of July 2022.

AYES:

NOES:

ABSENT:

ABSTAIN:

Sophia Scherman
Chair

ATTEST:

Stefani Phillips
Board Secretary

APPROVED AS TO FORM:

Ren Nosky
General Counsel

EXHIBIT “A”

**“ELK GROVE WATER DISTRICT
FY 2023-27 CAPITAL IMPROVEMENT PROGRAM”**

[Attached behind this cover page]



FY 2023-27

CAPITAL IMPROVEMENT PROGRAM

BOARD OF DIRECTORS

Sophia Scherman, Chair

Tom Nelson, Vice Chair

Lisa Medina, Director

Paul Lindsay, Director

Elliot Mulberg, Director

TABLE OF CONTENTS

Overview.....1

Well Rehabilitation Program10

Derr St. Water Main Looping12

School St./Locust Water Main14

Locust St./Summit Alley Water Main..... 16

Elk Grove Blvd./Grove St. Alley Water Main..... 18

Locust St./Elk Grove Blvd. Alley/Derr St. Water Main 20

Locust St./Elk Grove Blvd. Water Main22

2nd Ave./Mazatlan Way Water Main24

Adams St. Water Main.....26

Grove St. Water Main 28

Elk Grove Florin Frontage Road Water Main 30

Kilkenny Ct. Water Main32

Leo Virgo Ct. Water Main35

Plaza Park Dr. Water Main 36

Durango Wy. Water Main38

Sierra St. Service Line Replacements40

Lark St. Water Main42

Mazatlan Way Water Man44

Webb St. Water Main46

2nd Ave. Water Main48

Grove St./Elk Grove Blvd. Water Main50

Halverson Dr. Water Main52

Railroad Corridor Water Line 54

Cadura Circle Water Main Looping..... 56

Aizenberg Cir. Water Main Looping..... 58

Transmission Main Brinkman Ct. (Cost Share).....60

Elk Grove Shopping Center Water Main62

Glorieta Ct. Water Main64

La Diana Ct. Water Main66

Aquarius Ct. Water Main68

Storage Tank Coating Repairs70

Storage Tank Interior Repairs72

Media Replacement – RRWTP Filter Vessels	74
Media Replacement – HVWTP Filter Vessels.....	76
PLC – RRWTP Main & Filter Panel.....	78
ChlorTec System Replacements.....	80
Chlorine Analyzers Shallow Wells	82
Back-Up I.T. Server Replacements	84
Backhoe Loader.....	86
Truck Replacements	88
Pavement Repair & Seal Coat - RRWTP	90
Unforeseen Capital Projects	92

APPENDICES

Appendix A – Project List by Priority.....	95
Appendix B – CIP Priority Ranking Criteria Score Sheets	97

LIST OF FIGURES AND TABLES

Figure 1 – Opportunities for Board Direction on Capital Projects	2
Table 1 – 5-Year CIP Summary	3
Table 2 – Funding Source Requirements, User Fees.....	4
Table 3 – Funding Source Requirements, Connection Fees.....	4
Table 4A – Schedule of User Fees, Supply/Distribution Improvements, Capital Improvement Funds	5
Table 4B – Schedule of User Fees, Treatment Improvements, Capital Improvement Funds.....	5
Table 4C – Schedule of User Fees, Bldg. & Site Improvements/Vehicles, Capital Improvement Funds	5
Table 4D – Schedule of User Fees, Supply/Distribution, Capital Repair/Replacement Funds.....	6
Table 4E – Schedule of User Fees, Treatment Improvements, Capital Repair/Replacement Funds.....	7
Table 4F – Schedule of User Fees, Bldg. & Site Improvements/Vehicles, Capital Repair/Replacement Funds.....	7
Table 4G – Schedule of User Fees, Unforeseen Capital Projects, Unforeseen Capital Projects Funds	8
Table 5A – Schedule of Connection Fees, Supply/Distribution Improvements.....	8
Table 5B – Schedule of Connection Fees, Treatment Improvements	9

OVERVIEW

The Elk Grove Water District's (District) FY 2023-27 Five-Year Capital Improvement Program (CIP) is a projection of the District's capital funding for planned capital projects in fiscal years 2022/23 through 2026/27. The CIP is reviewed and updated on an annual basis and is a key component of the District's overall Strategic Plan. The CIP is an important document for performing water rate studies and for managing the District's operations. The CIP also provides a basis to align District plans with other local agency plans so that an integrated approach may be applied to projects within the community at large.

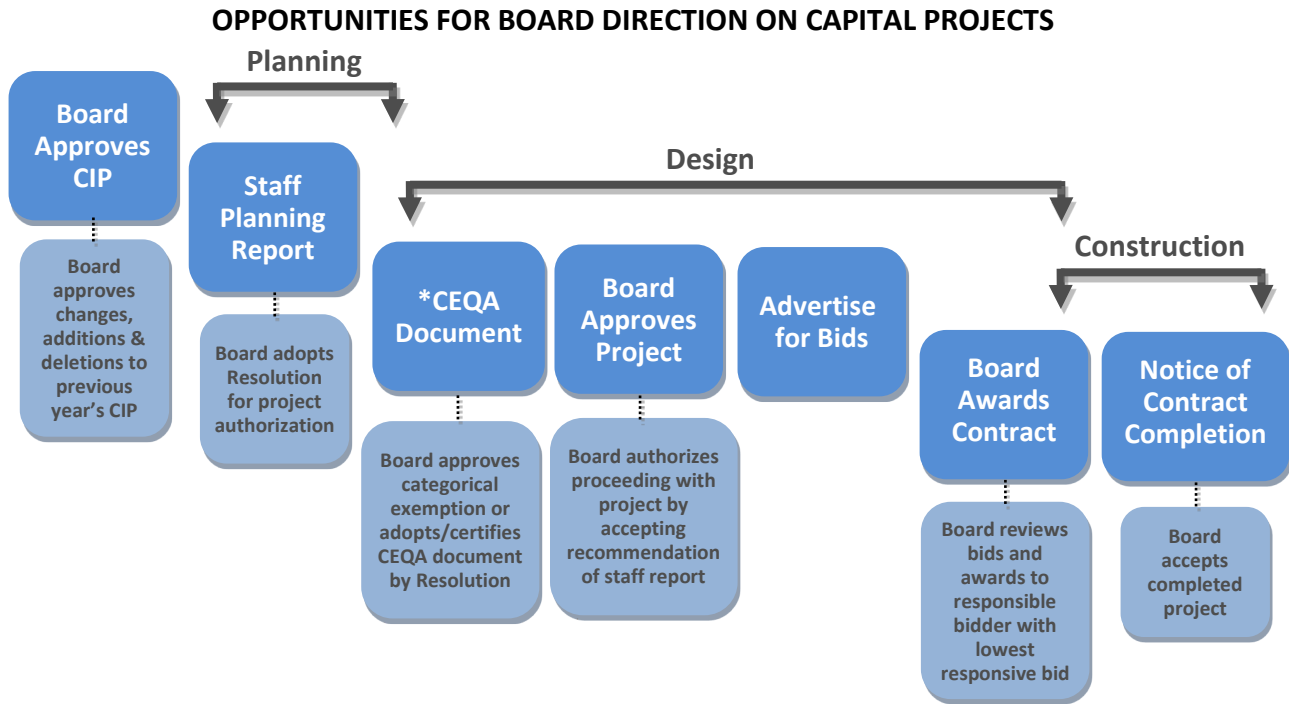
Annually, District staff members and the General Manager meet to identify projects to be included in the CIP. Each project defined in the CIP is summarized by a brief project description and justification. The project location, timing, expenditure schedule, funding source, impact on operating costs and useful life are given for each project. After the CIP is updated, the General Manager reviews the CIP to ensure proposed projects are aligned with the District's Strategic Plan. The CIP is developed in parallel with the District's budget and water rate setting analyses. The General Manager reviews the CIP's proposed expenditure schedule and funding sources to ensure that the CIP's financial elements are consistent with the District's financial policies.

The Board has opportunities each year to provide direction on projects contained in the CIP. During the year, the CIP is presented to the Board on separate occasions for review and input. The Board's comments and direction are incorporated into a draft CIP. The draft CIP is reviewed and accepted by the Board prior to releasing the CIP for public view.

Each project in the CIP goes through a planning phase, design phase and construction phase. At the beginning of the design phase, the environmental impacts relevant to the California Environmental Quality Act (CEQA) are determined for the project. For smaller projects with little or no impact on the environment, the lead agency may declare a negative declaration for the project or deem it exempt from CEQA. In these cases, project-specific information from the planning phase and requirements related to CEQA may be combined and summarized in a single staff report. This approach will help expedite the project schedule.

The Board may determine to not implement a project based on various considerations such as financial constraints, environmental impacts or community desire during a project's planning or design phases. Approval of a capital project by the Board occurs near the end of the design phase when the Board approves proceeding with contract document preparation per the recommendation of a staff report. Figure 1 schematically summarizes the opportunities for Board direction on capital projects.

FIGURE 1



**For smaller projects that have a negative declaration or are exempt, CEQA determination may be included in the staff planning report to expedite the project schedule.*

Principal sources of revenue for the District come from water usage charges and developer connection fees. These revenues are organized into four fund sources – unrestricted reserves, capital improvements, capital repairs/replacements, elections and special studies. The CIP allocates the use of funds related only to capital improvements and capital repairs/replacements.

On the following page, Table 1 presents the project funding schedule of capital improvements for fiscal years 2022/23 through 2026/27. Each project was scored on a score sheet using priority ranking criteria. (All of the score sheets are provided in Appendix B.) A project priority list (Appendix A) was generated based on the priority scores from the score sheets. Projects with a priority score of 85-100 were assigned a priority 1. Projects with a priority score of 75-84 were assigned a priority 2. Projects with a priority score of 60-74 were assigned a priority 3. Projects with a priority score of 35-59 were assigned a priority 4. Projects with a priority score of 0-34 were assigned a priority 5. Detailed information for each project can be found starting on page 10 of this document. The detailed information for each project is presented in the same order as that in Table 1.

Table 1
5-Year CIP Summary (in thousands \$)

Priority	PROJECT NAME	FY22/23	FY23/24	FY24/25	FY25/26	FY 26/27	Total
SUPPLY / DISTRIBUTION IMPROVEMENTS							
1	Well Rehabilitation Program <i>pg. 10</i>	-	82	-	-	-	82
1	Derr St. Water Main Looping <i>pg. 12</i>	-	60	-	-	-	60
1	School St./Locust Water Main <i>pg.14</i>	-	298	-	-	-	298
2	Locust/Summit Alley Water Main <i>pg. 16</i>	635	-	-	-	-	635
2	Elk Grove Blvd./Grove St. Alley Water Main <i>pg. 18*</i>	376	-	-	-	-	376
2	Locust St. Elk Grove Blvd Alley/Derr St. Water Main <i>pg. 20**</i>	-	377	-	-	-	377
2	Locust St. Elk Grove Blvd. Main <i>pg. 22</i>	-	140	-	-	-	140
2	2nd Ave./Mazatlan Way Water Main <i>pg. 24</i>	-	-	-	441	-	441
2	Adams St. Water Main <i>pg. 26</i>	64	-	-	-	-	64
3	Grove St. Water Main <i>pg. 28</i>	-	431	-	-	-	431
3	Elk Grove Florin-Frontage Rd. Water Main <i>pg. 30</i>	-	670	-	-	-	670
3	Kilkenny Ct. Water Main <i>pg. 32</i>	-	-	-	223	-	223
3	Leo Virgo Ct. Water Main <i>pg. 34</i>	-	-	-	223	-	223
3	Plaza Park Dr. Water Main <i>pg. 36</i>	-	-	753	-	-	753
3	Durango Way Water Main <i>pg. 38</i>	-	-	363	-	-	363
3	Sierra St. Service Line Replacements <i>pg. 40</i>	-	88	-	-	-	88
3	Lark St. Water Main <i>pg. 42</i>	-	-	369	-	-	369
3	Mazatlan Way Water Main <i>pg. 44</i>	-	-	-	321	-	321
3	Webb St. Water Main <i>pg. 46</i>	-	-	-	-	428	428
3	2nd Ave. Water Main <i>pg. 48</i>	188	-	-	-	-	188
4	Grove St./Elk Grove Blvd Water Main <i>pg. 50</i>	-	-	-	-	446	446
4	Halverson Dr. Water Main <i>pg. 52</i>	-	-	-	-	654	654
4	Railroad Corridor Water Line <i>pg. 54</i>	-	-	-	145	-	145
4	Cadura Circle Water Main Looping <i>pg. 56</i>	-	-	-	-	60	60
4	Aizenberg Cir. Water Main Looping <i>pg. 58</i>	-	-	-	-	103	103
4	Transmission Main Brinkman Ct. (Cost Share) <i>pg. 60</i>	50	-	-	-	-	50
4	Elk Grove Shopping Center Water Main <i>pg. 62</i>	-	-	-	-	70	70
4	Glorieta Ct. Water Main <i>pg. 64</i>	-	-	-	53	-	53
4	La Diana Ct. Water Main <i>pg. 66</i>	-	-	-	56	-	56
4	Aquarius Ct. Water Main <i>pg. 68</i>	-	-	-	140	-	140
TREATMENT IMPROVEMENTS							
2	Storage Tank Coating Repairs <i>pg. 70</i>	-	-	-	20	-	20
2	Storage Tank Interior Repairs <i>pg. 72</i>	-	30	-	-	-	30
2	Media Replacement - RRWTP Filter Vessels <i>pg. 74</i>	90	-	-	-	-	90
2	Media Replacement - HVWTP Filter Vessels <i>pg. 76</i>	-	-	95	-	-	95
2	PLC - RRWTP Main & Filter Panel <i>pg. 78</i>	-	-	60	-	-	60
2	ChlorTec System Replacements <i>pg. 80</i>	150	-	-	-	-	150
2	Chlorine Analyzers Shallow Wells <i>pg. 82</i>	-	70	-	-	-	70
BUILDING & SITE IMPROVEMENTS / VEHICLES							
2	Back-Up I.T. Server Replacement <i>pg. 84</i>	30	-	-	-	-	30
2	Backhoe Loader <i>pg. 86</i>	-	160	-	-	-	160
2	Truck Replacements <i>pg. 88</i>	-	150	120	130	145	545
3	Pavement Repair & Seal Coat - RRWTP <i>pg.90</i>	-	-	25	-	-	25
UNFORESEEN CAPITAL PROJECTS							
	Unforeseen Capital Projects <i>pg. 92</i>	100	100	100	100	100	500
TOTAL CAPITAL IMPROVEMENT BUDGET		1,684	2,656	1,885	1,852	2,006	10,083
*	Project to receive \$221K of American Rescue Plan Act Funds						
**	Project to receive \$215K of American Rescue Plan Act Funds						

Table 2 and Table 3 separate the funding source requirements into two components – user fees, and connection fees. The relevance of separating the funding source requirements into two components is critical when performing water rate studies. Water rate studies determine how capital improvements will be funded – either through rates charged to existing users (user fees), or through fees collected from new users (connection fees). On the next pages, Tables 4A through 4G provide supporting data for Table 2. Tables 4A through 4G break down **user fees** by funding sources and capital improvement programs. Tables 5A and 5B provide supporting data for Table 3. Tables 5A and 5B break down **connection fees** by capital improvement programs.

Table 2
Funding Source Requirements
User Fees

FUND	FY22/23	FY23/24	FY24/25	FY 25/26	FY 26/27	Total
CAPITAL IMPROVEMENT FUNDS						
Supply/Distribution Improvements	50	288	-	145	233	716
Treatment Improvements	-	-	-	-	-	0
Building & Site Improvements/Vehicles	-	310	120	130	145	705
SUB-TOTAL	50	598	120	275	378	1,421
CAPITAL REPAIR/REPLACEMENT FUNDS						
Supply/Distribution Improvements	1,264	1,858	1,485	1,457	1,528	7,592
Treatment Improvements	240	100	155	20	-	515
Building & Site Improvements/Vehicles	30	-	25	-	-	55
SUB-TOTAL	1,534	1,958	1,665	1,477	1,528	8,162
UNFORESEEN CAPITAL PROJECT FUNDS						
Unforeseen Capital Projects	100	100	100	100	100	500
SUB-TOTAL	100	100	100	100	100	500
TOTAL	1,684	2,656	1,885	1,852	2,006	10,083

Table 3
Funding Source Requirements
Connection Fees

FUND	FY22/23	FY23/24	FY24/25	FY 25/26	FY 26/27	Total
CAPITAL IMPROVEMENT FUNDS						
Supply/Distribution Improvements	50	-	-	-	-	50
Treatment Improvements	-	-	-	-	-	0
TOTAL	50	0	0	0	0	50

Table 4A
 Schedule of User Fees
 Supply / Distribution Improvements
 Capital Improvement Funds

CAPITAL IMPROVEMENT FUND	FY22/23	FY23/24	FY24/25	FY 25/26	FY 26/27	Total
SUPPLY / DISTRIBUTION IMPROVEMENTS						
Derr St. Water Main Looping	-	60	-	-	-	60
Locust/Elk Grove Blvd. Looping	-	140	-	-	-	140
Sierra St. Service Line Replacements	-	88	-	-	-	88
Railroad Corridor Water Line	-	-	-	145	-	145
Cadura Circle Water Main Looping	-	-	-	-	60	53
Aizenberg Cir. Water Main Looping	-	-	-	-	103	108
Elk Grove Shopping Center Water Main	-	-	-	-	70	70
TOTAL	0	228	0	145	233	664

Table 4B
 Schedule of User Fees
 Treatment Improvements
 Capital Improvement Funds

CAPITAL IMPROVEMENT FUND	FY22/23	FY23/24	FY24/25	FY 25/26	FY 26/27	Total
TREATMENT IMPROVEMENTS						
Chlorine Analyzers Shallow Wells	-	70	-	-	-	70
TOTAL	0	70	0	0	0	70

Table 4C
 Schedule of User Fees
 Building & Site Improvements/Vehicles
 Capital Improvement Funds

CAPITAL IMPROVEMENT FUND	FY22/23	FY23/24	FY24/25	FY 25/26	FY 26/27	Total
BUILDING & SITE IMPROVEMENTS						
Backhoe Loader	-	160	-	-	-	160
Truck Replacements	-	150	120	130	145	545
TOTAL	0	310	120	130	145	705

Table 4D
Schedule of User Fees
Supply / Distribution Improvements
Capital Repair/Replacement Funds

CAPITAL REPAIR/REPLACEMENT	FY22/23	FY23/24	FY24/25	FY 25/26	FY 26/27	Total
SUPPLY / DISTRIBUTION IMPROVEMENTS						
Well Rehabilitation Program	-	82	-	-	-	82
School/Locust Water Main	-	298	-	-	-	298
Adams St. Water Main	65	-	-	-	-	65
Locust/Summit Alley Water Main	635	-	-	-	-	635
Elk Grove Blvd Grove St. Alley Water Main	376	-	-	-	-	376
Locust St.-Elk Grove Blvd Alley/Derr St. Water Main	-	377	-	-	-	377
2nd Ave./Mazatlan Way Water Main	-	-	-	441	-	441
Grove St. Water Main	-	431	-	-	-	431
Elk Grove Florin Frontage Road Water Main	-	670	-	-	-	670
Kilkenny Ct. Water Main	-	-	-	223	-	223
Leo Virgo Ct. Water Main	-	-	-	223	-	223
Plaza Park Dr. Water Main	-	-	753	-	-	753
Durango Wy. Water Main	-	-	363	-	-	363
Lark St. Water Main	-	-	369	-	-	369
Mazatlan Way Water Main	-	-	-	321	-	321
Webb St. Water Main	-	-	-	-	428	428
2nd Ave. Water Main	188	-	-	-	-	188
Grove St./Elk Grove Blvd Water Main	-	-	-	-	446	446
Halverson Dr. Water Main	-	-	-	-	654	654
Glorieta Ct. Water Main	-	-	-	53	-	53
La Diana Ct. Water Main	-	-	-	56	-	56
Aquarius Ct. Water Main	-	-	-	140	-	140
TOTAL	1,264	1,858	1,485	1,457	1,528	7,592

Table 4E
 Schedule of User Fees
 Treatment Improvements
 Capital Repair/Replacement Funds

CAPITAL REPAIR/REPLACEMENT	FY22/23	FY23/24	FY24/25	FY 25/26	FY 26/27	Total
TREATMENT IMPROVEMENTS						
Storage Tank Coating Repairs	-	-	-	20	-	20
Storage Tank Interior Repairs	-	30	-	-	-	30
Media Replacement - RRWTP Filter Vessels	90	-	-	-	-	90
Media Replacement - HVWTP Filter Vessels	-	-	95	-	-	95
PLC - RRWTP Main & Filter Panel	-	-	60	-	-	60
ChlorTec System Replacements	150	-	-	-	-	150
TOTAL	240	30	155	0	0	445

Table 4F
 Schedule of User Fees
 Building & Site Improvements/Vehicles
 Capital Repair/Replacement Funds

CAPITAL REPAIR/REPLACEMENT	FY22/23	FY23/24	FY24/25	FY 25/26	FY 26/27	Total
BUILDING & SITE IMPROVEMENTS						
Back-Up I.T. Server Replacements	30	-	-	-	-	30
Pavement Repair & Seal Coat - RRWTP	-	-	-	25	-	25
TOTAL	30	0	0	25	-	55

Table 4G
 Schedule of User Fees
 Unforeseen Capital Projects
 Unforeseen Capital Projects Funds

UNFORESEEN CAPITAL PROJECTS	FY22/23	FY23/24	FY24/25	FY 25/26	FY 26/27	Total
Unforeseen Capital Projects	100	100	100	100	100	500
TOTAL	100	100	100	100	100	500

Table 5A
 Schedule of Connection Fees
 Supply / Distribution Improvements

CAPITAL IMPROVEMENT FUND	FY22/23	FY23/24	FY24/25	FY 25/26	FY 26/27	Total
SUPPLY / DISTRIBUTION IMPROVEMENTS						
Transmission Main Brinkman Ct. (Cost Share)	50	-	-	-	-	50
TOTAL	50	0	0	0	0	50

Table 5B
 Schedule of Connection Fees
 Treatment Improvements

CAPITAL IMPROVEMENT FUND		FY22/23	FY23/24	FY24/25	FY 25/26	FY 26/27	Total
TREATMENT IMPROVEMENTS							
None		-	-	-	-		0
	TOTAL	0	0	0	0		0

Project	Well Rehabilitation Program
Funding Type	Capital Repair/Replacement Funds
Program	Supply / Distribution Improvements
Priority	1 (Scoresheet – Pg. 98)
Project No.	503



PROJECT DESCRIPTION

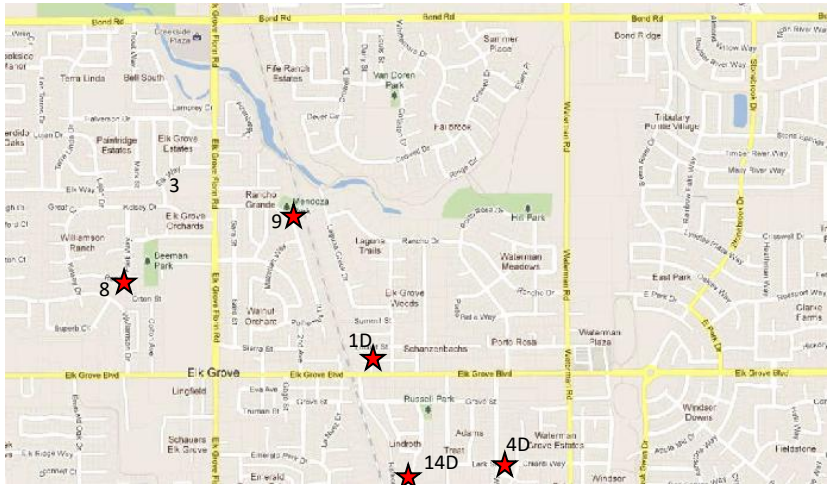
The well rehabilitation program provides for well rehabilitation projects on cyclic or as-needed basis. All district wells are assessed on a yearly basis to ensure the most impacted well gets rehabilitated in the given rehab year.

JUSTIFICATION

The well rehabilitation program maintains production and water quality from the District’s wells. By putting the well rehabilitation program in place, the District spreads the capital costs associated with maintaining its well assets. Maintaining production and water quality from the District’s wells are critical to meeting the required source capacity as prescribed by the Division of Drinking Water regulations.

PROJECT LOCATION

The project locations, some of which are shown below, are the wells within the District’s boundary.



★ Project Location

SCHEDULE & STATUS

These projects are scheduled for FY 23/24.

EXPENDITURE SCHEDULE

(in thousands \$)

Project	Planned Expenditures					Total
	FY22/23	FY23/24	FY24/25	FY25/26	FY26/27	
Well Rehabilitation Program	0	75	0	0	0	75
with inflation (3%)	0	82	0	0	0	82

Expenditure breakdown: \$3,000 design, \$79,000 construction

FUNDING SOURCES

(in thousands \$)

USER FEES

Capital Repair/Replacement Funds	
▪ Supply / Distribution Improvements	82
Total	82

OPERATING COST IMPACTS

The completion of this project is expected to decrease operating costs by an estimated \$10,000 per year due to improved efficiency of the wells and savings in electrical consumption.

USEFUL LIFE: 5-7 years (for each rehabilitated well)

Project	Derr St. Water Main Looping
Funding Type	Capital Repair/Replacement Funds
Program	Supply / Distribution Improvements
Priority	1 (Scoresheet - Pg. 100)
Project No.	TBD



PROJECT DESCRIPTION

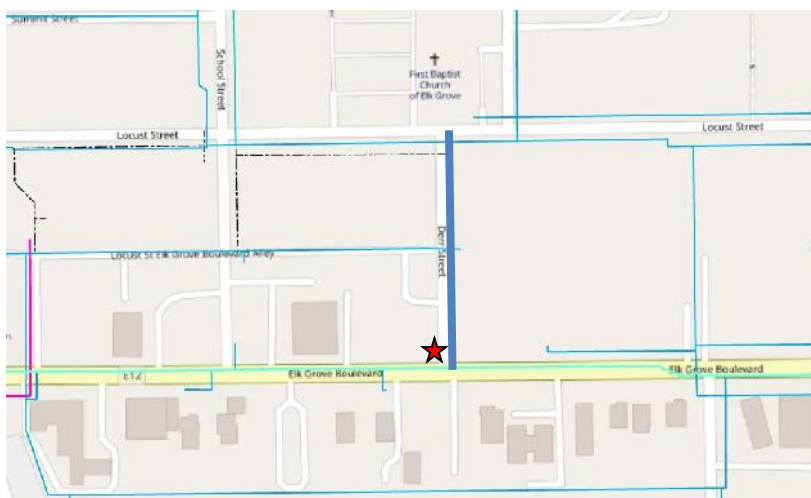
This project installs approximately 160 lineal feet of 8” C900 PVC water main in Derr St. This project will be a continuation of the Locust St.-Elk Grove Blvd. Alley/Derr St. Water Main replacement project, connecting the new water 8” C900 PVC main installed in that project to the existing transmission main in Elk Grove Blvd.

JUSTIFICATION

Derr St. is only partially served by a 2” and 4” water main installed in 1994 and 1965, respectively. The material of both water mains is asbestos-cement pipe (ACP). This project installs a new 8” PVC water main to better serve Derr St. residents and businesses while also providing for increased water circulation and fire suppression ability in this section of Old Town Elk Grove by connecting to an existing 10” PVC pipe stubbing from the existing transmission main in Elk Grove Blvd. Additionally, EGWD standard construction specifications specify minimum size of water mains to be 8” diameter and the pipe material to be either PVC or ductile iron.

PROJECT LOCATION

The project is located on Derr Street.



★ Project Location

— Proposed Water Main

— Existing Water Main

SCHEDULE & STATUS

Engineering is scheduled to occur in FY 22/23 and construction is scheduled to occur in FY 23/24.

EXPENDITURE SCHEDULE

(in thousands \$)

Project	Planned Expenditures					Total
	FY22/23	FY23/24	FY24/25	FY25/26	FY26/27	
Derr St. Water Main	0	59	0	0	0	59
with inflation (3%)	0	60	0	0	0	60

Expenditure breakdown: \$3,000 design, \$57,000 construction

FUNDING SOURCES

(in thousands \$)

USER FEES

Capital Repair/Replacement Funds	
▪ Supply / Distribution Improvements	60
Total	60

OPERATING COST IMPACTS

The completion of this project is anticipated to decrease operating costs by replacing an old water main, service lines and tapping saddles that have reached their useful life and are at risks of developing leaks. Based on EGWD’s 2019 Water Loss Audit, the distribution system loses water at a rate of 13.2 CCF per 100 lineal feet of water main. At the current Tier 1 rate of \$1.92, it is estimated that the elimination of future leaks will result in an annual savings of \$41.

USEFUL LIFE: 125 years

Project	School/Locust Water Main
Funding Type	Capital Repair/Replacement Funds
Program	Supply / Distribution Improvements
Priority	1 (Scoresheet - Pg. 102)
Project No.	TBD



PROJECT DESCRIPTION

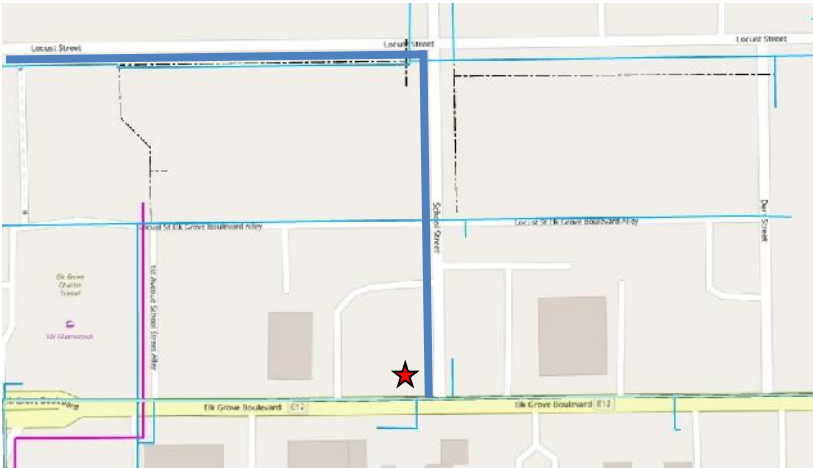
This project installs approximately 815 lineal feet of 8” C900 PVC water main in School and Locust Streets.

JUSTIFICATION

Locust Street is currently served by a 6” water main installed in 1965. The material of the water main is asbestos-cement pipe (ACP). School Street is not currently served by an existing water main south of the intersection of Locust and School St. This project installs a new 8” PVC water main to better serve Locust and School St. residents and businesses while also providing for increased water circulation and fire suppression ability in this section of Old Town Elk Grove by connecting to an existing 12” PVC pipe stubbing from the existing transmission main in Elk Grove Blvd. Additionally, School St. homes and businesses will be served by new 1” services lines from the road, allowing for the removal of old or undersized services in backyards or allies. Finally, EGWD standard construction specifications specify minimum size of water mains to be 8” diameter and the pipe material to be either PVC or ductile iron.

PROJECT LOCATION

The project is located on School and Locust Street.



- ★ Project Location
- Proposed Water Main
- Existing Water Main

SCHEDULE & STATUS

Engineering is scheduled to occur in FY 22/23 and construction is scheduled to occur in FY 23/24.

EXPENDITURE SCHEDULE

(in thousands \$)

Project	Planned Expenditures					Total
	FY22/23	FY23/24	FY24/25	FY25/26	FY26/27	
School/Locust Water Main	0	289	0	0	0	289
with inflation (3%)	0	298	0	0	0	298

Expenditure breakdown: \$7,000 design, \$291,000 construction

FUNDING SOURCES

(in thousands \$)

USER FEES

Capital Repair/Replacement Funds	
▪ Supply / Distribution Improvements	298
Total	298

OPERATING COST IMPACTS

The completion of this project is anticipated to decrease operating costs by replacing an old water main, service lines and tapping saddles that have reached their useful life and are at risks of developing leaks. Based on EGWD’s 2019 Water Loss Audit, the distribution system loses water at a rate of 13.2 CCF per 100 lineal feet of water main. At the current Tier 1 rate of \$1.92, it is estimated that the elimination of future leaks will result in an annual savings of \$206.

USEFUL LIFE: 125 years

Project	Locust/Summit Alley Water Main
Funding Type	Capital Repair/Replacement Funds
Program	Supply / Distribution Improvements
Priority	2 (Scoresheet - Pg. 104)
Project No.	TBD



PROJECT DESCRIPTION

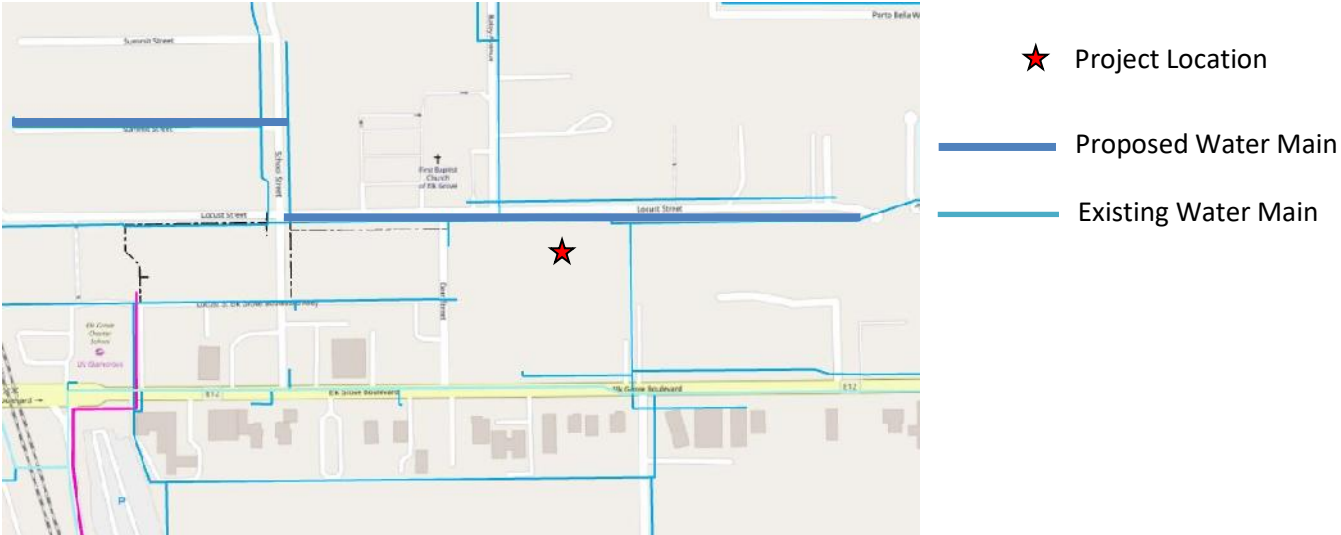
This project installs approximately 1,340 lineal feet of 8” C900 PVC water main in Locust Street, and 450 lineal feet of 8” C900 PVC water main in Summit St. Alley for a total 1,790 lineal feet of 8” C900 PVC water main.

JUSTIFICATION

Locust Street is currently served by a 4” water main installed in 1965, and Summit St. Alley are currently served by a 4” water main installed in 1977. EGWD standard construction specifications specify minimum size of water mains to be 8” diameter. Also, the lots on School Street, Locust Street, and Summit St. Alley are served by 3/4” service lines. This project installs an 8” water main in Locust Street and Summit St. Alley to current EGWD standards and replaces the 3/4” service lines with 1” service lines.

PROJECT LOCATION

The project is located on School Street and Summit Alley.



SCHEDULE & STATUS

Engineering is scheduled to occur in FY 21/22 and construction is scheduled to occur in FY 22/23.

EXPENDITURE SCHEDULE

(in thousands \$)

Project	Planned Expenditures					Total
	FY22/23	FY23/24	FY24/25	FY25/26	FY26/27	
Locust/Summit Alley Water Main	635	0	0	0	0	635
with inflation (3%)	635	0	0	0	0	635

Expenditure breakdown: \$10,000 design, \$625,000 construction

FUNDING SOURCES

(in thousands \$)

USER FEES

Capital Repair/Replacement Funds	
▪ Supply / Distribution Improvements	635
Total	635

OPERATING COST IMPACTS

The completion of this project is anticipated to decrease operating costs by replacing an old water main, service lines and tapping saddles that have reached their useful life and are at risks of developing leaks. Based on EGWD’s 2019 Water Loss Audit, the distribution system loses water at a rate of 13.2 CCF per 100 lineal feet of water main. At the current Tier 1 rate of \$1.92, it is estimated that the elimination of future leaks will result in an annual savings of \$340.

USEFUL LIFE: 125 years

Project	Elk Grove Blvd./Grove St. Alley Water Main
Funding Type	Capital Repair/Replacement Funds
Program	Supply / Distribution Improvements
Priority	2 (Scoresheet - Pg. 106)
Project No.	TBD



PROJECT DESCRIPTION

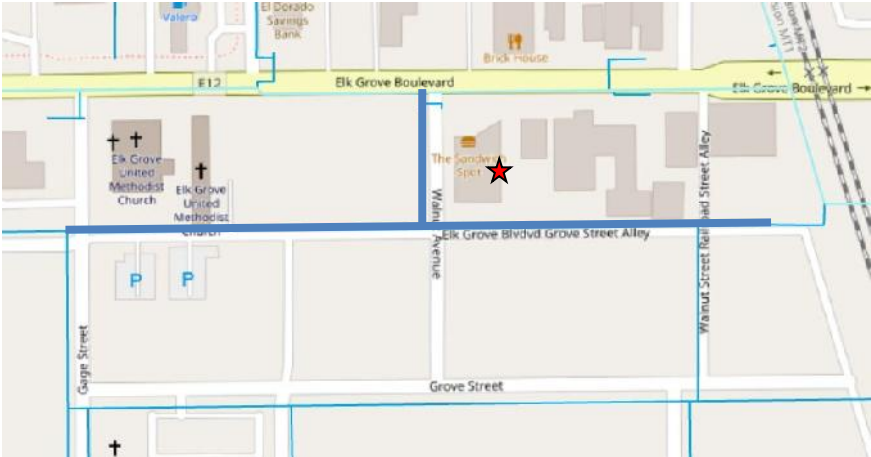
This project installs approximately 1060 lineal feet of 8” C900 PVC water main in Elk Grove Blvd Grove St. Alley. The City of Elk Grove has provided grant money to fund this project with the goal of increasing fire suppression ability and facilitating better water circulation for this area of Old Town Elk Grove.

JUSTIFICATION

Elk Grove Blvd Grove St. Alley is currently served by a 4” water main installed in 1975. EGWD standard construction specifications specify minimum size of water mains to be 8” diameter. Also, the lots on Elk Grove Blvd Grove St. Alley are served by 3/4” service lines. This project installs an 8” water main in Elk Grove Blvd Grove St. Alley to current EGWD standards and replaces the 3/4” service lines with 1” service lines.

PROJECT LOCATION

The project is located on Elk Grove Blvd Grove St. Alley.



- ★ Project Location
- Proposed Water Main
- Existing Water Main

SCHEDULE & STATUS

Engineering is scheduled to occur in FY 21/22 and construction is scheduled to occur in FY 22/23.

EXPENDITURE SCHEDULE

(in thousands \$)

Project	Planned Expenditures					Total
	FY22/23	FY23/24	FY24/25	FY25/26	FY26/27	
Elk Grove Blvd./Grove St. Alley Water Main	376	0	0	0	0	376
with inflation (3%)	376	0	0	0	0	376

Expenditure breakdown: \$8,000 design, \$368,000 construction

FUNDING SOURCES

(in thousands \$)

USER FEES

Capital Repair/Replacement Funds	
▪ Supply / Distribution Improvements	376
Total	376

OPERATING COST IMPACTS

The completion of this project is anticipated to decrease operating costs by replacing an old water main, service lines and tapping saddles that have reached their useful life and are at risks of developing leaks. Based on EGWD’s 2019 Water Loss Audit, the distribution system loses water at a rate of 13.2 CCF per 100 lineal feet of water main. At the current Tier 1 rate of \$1.92, it is estimated that the elimination of future leaks will result in an annual savings of \$265.

USEFUL LIFE: 125 years

Project	Locust St./Elk Grove Blvd. Alley/Derr St. Water Main
Funding Type	Capital Repair/Replacement Funds
Program	Supply / Distribution Improvements
Priority	2 (Scoresheet - Pg. 108)
Project No.	TBD



PROJECT DESCRIPTION

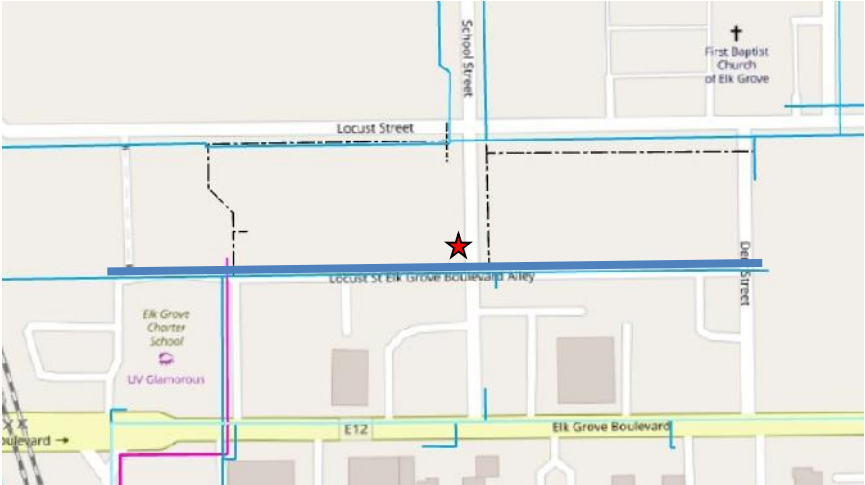
This project installs approximately 850 lineal feet of 8” C900 PVC water main in Locust St.-Elk Grove Blvd Alley and 180 lineal feet of 8” C900 PVC water main in Derr Street. The City of Elk Grove has provided grant money to fund this project with the goal of increasing fire suppression ability and facilitating better water circulation for this area of Old Town Elk Grove.

JUSTIFICATION

Locust St.-Elk Grove Blvd Alley and Derr Street are currently served by 4” water mains installed in 1965. EGWD standard construction specifications specify minimum size of water mains to be 8” diameter. Also, the lots on Locust St.-Elk Grove Blvd Alley are served by 3/4” service lines. This project installs an 8” water main in Locust St.-Elk Grove Blvd Alley and Derr Street to current EGWD standards and replaces the 3/4” service lines on Locust St. with 1” service lines.

PROJECT LOCATION

The project is located on Locust St.-Elk Grove Blvd Alley and Derr Street.



- ★ Project Location
- Proposed Water Main
- Existing Water Main

SCHEDULE & STATUS

Engineering is scheduled to occur in FY 22/23 and construction is scheduled to occur in FY 23/24.

EXPENDITURE SCHEDULE

(in thousands \$)

Project	Planned Expenditures					Total
	FY22/23	FY23/24	FY24/25	FY25/26	FY26/27	
Locust St./Elk Grove Blvd Alley/Derr St. Water Main	0	366	0	0	0	366
with inflation (3%)	0	377	0	0	0	377

Expenditure breakdown: \$7,500 design, \$369,500 construction

FUNDING SOURCES

(in thousands \$)

USER FEES

Capital Repair/Replacement Funds	
▪ Supply / Distribution Improvements	377
Total	377

OPERATING COST IMPACTS

The completion of this project is anticipated to decrease operating costs by replacing an old water main, service lines and tapping saddles that have reached their useful life and are at risks of developing leaks. Based on EGWD’s 2019 Water Loss Audit, the distribution system loses water at a rate of 13.2 CCF per 100 lineal feet of water main. At the current Tier 1 rate of \$1.92, it is estimated that the elimination of future leaks will result in an annual savings of \$215.

USEFUL LIFE: 125 years

Project	Locust St./Elk Grove Blvd. Water Main
Funding Type	Capital Repair/Replacement Funds
Program	Supply / Distribution Improvements
Priority	2 (Scoresheet - Pg. 110)
Project No.	TBD



PROJECT DESCRIPTION

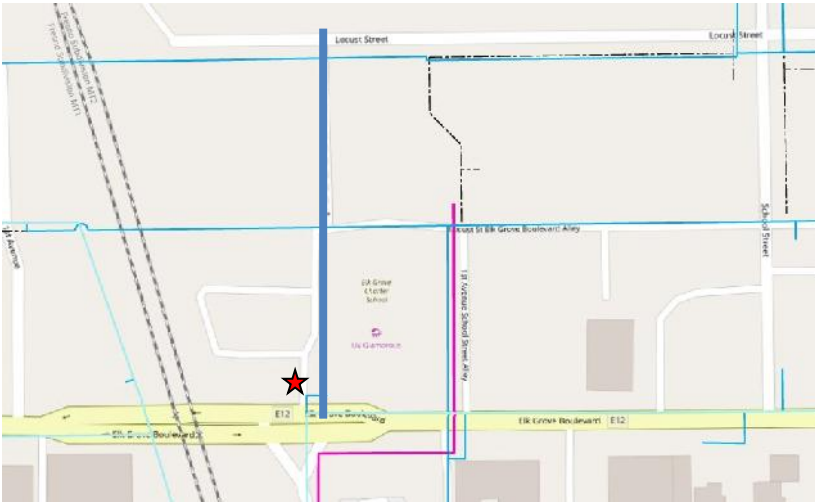
This project installs approximately 355 lineal feet of 8” C900 PVC water main adding an additional point of connection between Elk Grove Blvd. and Locust Street.

JUSTIFICATION

Following the replacement of the Elk Grove Blvd. Alley water main, the eastern Old Town area’s direct connection to the transmission main on the western side of the railroad tracks will be abandoned. A new connection to the transmission main in Elk Grove Blvd. will allow looped service and increased fire suppression capabilities. Additionally, connecting to a transmission main on the eastern side of the railroad tracks will mitigate the risk of having to construct or maintain a distribution line that passes under the railroad tracks.

PROJECT LOCATION

The project is located on Locust Street and Elk Grove Blvd.



- ★ Project Location
- Proposed Water Main
- Existing Water Main

SCHEDULE & STATUS

Engineering is scheduled to occur in FY 22/23 and construction is scheduled to occur in FY 23/24.

EXPENDITURE SCHEDULE

(in thousands \$)

Project	Planned Expenditures					Total
	FY22/23	FY23/24	FY24/25	FY25/26	FY26/27	
Locust St./Elk Grove Blvd. Water Main	0	136	0	0	0	136
with inflation (3%)	0	140	0	0	0	140

Expenditure breakdown: \$15,000 design, \$125,000 construction

FUNDING SOURCES

(in thousands \$)

USER FEES

Capital Repair/Replacement Funds	
▪ Supply / Distribution Improvements	140
Total	140

OPERATING COST IMPACTS

The completion of this project is not anticipated to increase or decrease operating costs as the project does not significantly alter the existing facilities or modes of operation.

USEFUL LIFE: 125 years

Project	2nd Ave./Mazatlan Way Water Main
Funding Type	Capital Repair/Replacement Funds
Program	Supply / Distribution Improvements
Priority	2 (Scoresheet - Pg. 112)
Project No.	TBD



PROJECT DESCRIPTION

This project installs approximately 1,140 lineal feet of 8” C900 PVC water main in 2nd Avenue starting at the intersection of 2nd Avenue and Mazatlan Way.

JUSTIFICATION

2nd Avenue is currently served by an 8” water main installed in 1965. The material of the water main is asbestos-cement pipe (ACP). When performing maintenance work on this water main in July 2018, crews discovered that the pipe is waterlogged making the outer surface slightly soft, meaning that the pipe’s structural integrity is diminishing. Given that this water main is nearing the end of its useful life (70 years), it should be replaced. Also, EGWD standard construction specifications specify minimum size of water mains to be 8” diameter and the pipe material to be either PVC or ductile iron.

PROJECT LOCATION

The project is located on 2nd Avenue and Mazatlan Way



- ★ Project Location
- Proposed Water Main
- Existing Water Main

SCHEDULE & STATUS

Engineering is scheduled to occur in FY 24/25 and construction is scheduled to occur in FY 25/26.

EXPENDITURE SCHEDULE

(in thousands \$)

Project	Planned Expenditures					Total
	FY22/23	FY23/24	FY24/25	FY25/26	FY26/27	
2 nd Ave./Mazatlan Way Water Main	0	0	0	404	0	404
with inflation (3%)	0	0	0	441	0	441

Expenditure breakdown: \$10,000 design, \$431,000 construction

FUNDING SOURCES

(in thousands \$)

USER FEES

Capital Repair/Replacement Funds	
▪ Supply / Distribution Improvements	441
Total	441

OPERATING COST IMPACTS

The completion of this project is anticipated to decrease operating costs by replacing an old water main, service lines and tapping saddles that have reached their useful life and are at risks of developing leaks. Based on EGWD’s 2019 Water Loss Audit, the distribution system loses water at a rate of 13.2 CCF per 100 lineal feet of water main. At the current Tier 1 rate of \$1.92, it is estimated that the elimination of future leaks will result in an annual savings of \$285.

USEFUL LIFE: 125 years

Project	Adams St. Water Main
Funding Type	Capital Repair/Replacement Funds
Program	Supply / Distribution Improvements
Priority	2 (Scoresheet - Pg. 114)
Project No.	TBD



PROJECT DESCRIPTION

This project finishes the installation of 8” C900 PVC water main on Truman/Adams St. from FY 21/22. Approximately 180 lineal feet of 8” C900 PVC will be installed after July 2022 to complete the Truman/Addams St. water main project from FY 21/22. When the project is completed approximately 700 lineal feet of 8” C900 PVC water main will have been installed in Truman Street and 380 lineal feet of 8” C900 PVC water main in Adams Street for a total 1,025 lineal feet of 8” C900 PVC water main.

JUSTIFICATION

Truman Street and Adams Street are currently served by 4” water mains installed in 1975. EGWD standard construction specifications specify minimum size of water mains to be 8” diameter. The lots on Truman Street and Adams Street are served by 3/4” service lines. This project installs an 8” water main in Truman Street and Adams Street to current EGWD standards and replaces the 3/4” service lines with 1” service lines. It also connects the water main in Adams Street to the existing water main in Eva Street to provide looped service.

PROJECT LOCATION

The project is located on Truman Street and Adams Street.



- ★ Project Location
- Proposed Water Main
- Existing Water Main

SCHEDULE & STATUS

Engineering was completed in FY 21/22, construction is ongoing from FY 21/22 and will carry over to FY 22/23.

EXPENDITURE SCHEDULE

(in thousands \$)

Project	Planned Expenditures					Total
	FY22/23	FY23/24	FY24/25	FY25/26	FY26/27	
Truman St./Adams St. Water Main	64	0	0	0	0	64
with inflation (3%)	64	0	0	0	0	64

Expenditure breakdown: \$65,000 construction

FUNDING SOURCES

(in thousands \$)

USER FEES

Capital Repair/Replacement Funds	
▪ Supply / Distribution Improvements	64
Total	64

OPERATING COST IMPACTS

The completion of this project is anticipated to decrease operating costs by replacing an old water main, service lines and tapping saddles that have reached their useful life and are at risks of developing leaks. Based on EGWD’s 2019 Water Loss Audit, the distribution system loses water at a rate of 13.2 CCF per 100 lineal feet of water main. At the current Tier 1 rate of \$1.92, it is estimated that the elimination of future leaks will result in an annual savings of \$45.

USEFUL LIFE: 125 years

Project	Grove St. Water Main
Funding Type	Capital Repair/Replacement Funds
Program	Supply / Distribution Improvements
Priority	3 (Scoresheet - Pg. 116)
Project No.	TBD



PROJECT DESCRIPTION

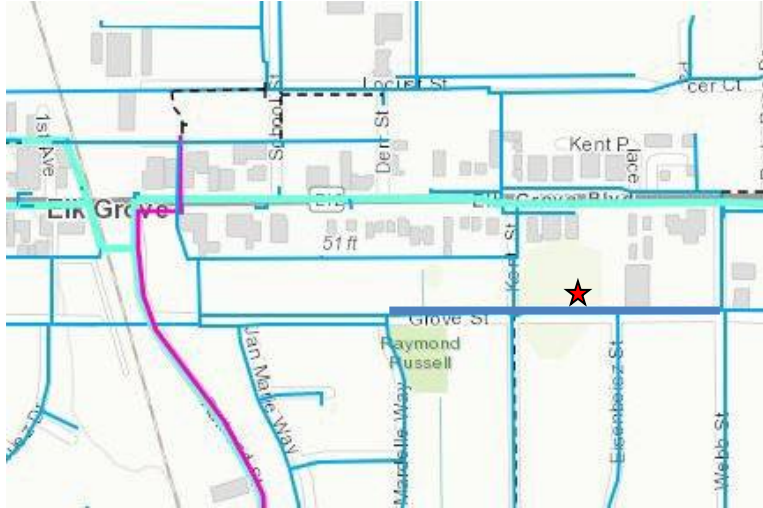
This project installs approximately 1,180 lineal feet of 8” C900 PVC water main in Grove Street.

JUSTIFICATION

Grove Street is currently served by a 4” water main installed in 1960. EGWD standard construction specifications specify minimum size of water mains to be 8” diameter. Also, the lots on Grove Street are served by 3/4” service lines. This project installs an 8” water main in Grove Street to current EGWD standards and replaces the 3/4” service lines on Grove Street with 1” service lines.

PROJECT LOCATION

The project is located on Grove Street.



SCHEDULE & STATUS

Engineering is scheduled to occur in FY 22/23 and construction is scheduled to occur in FY 23/24.

EXPENDITURE SCHEDULE

(in thousands \$)

Project	Planned Expenditures					Total
	FY22/23	FY23/24	FY24/25	FY25/26	FY26/27	
Grove St. Water Main	0	419	0	0	0	419
with inflation (3%)	0	431	0	0	0	431

Expenditure breakdown: \$8,000 design, \$423,000 construction

FUNDING SOURCES

(in thousands \$)

USER FEES

Capital Repair/Replacement Funds	
▪ Supply / Distribution Improvements	431
Total	431

OPERATING COST IMPACTS

The completion of this project is anticipated to decrease operating costs by replacing an old water main, service lines and tapping saddles that have reached their useful life and are at risks of developing leaks. Based on EGWD’s 2019 Water Loss Audit, the distribution system loses water at a rate of 13.2 CCF per 100 lineal feet of water main. At the current Tier 1 rate of \$1.92, it is estimated that the elimination of future leaks will result in an annual savings of \$300.

USEFUL LIFE: 125 years

Project	Elk Grove-Florin Frontage Rd. Water Main
Funding Type	Capital Repair/Replacement Funds
Program	Supply / Distribution Improvements
Priority	3 (Scoresheet - Pg. 118)
Project No.	TBD



PROJECT DESCRIPTION

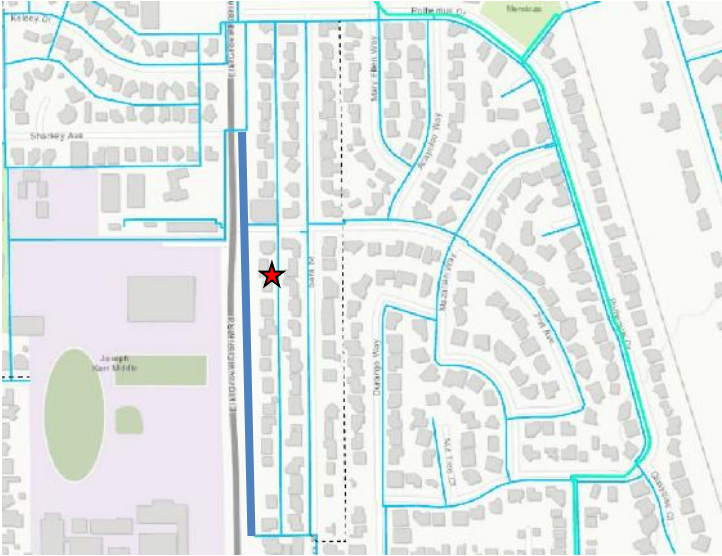
This project replaces and relocates an existing 6” ACP water main that is located in a backyard public utility easement to the right-of-way in Elk Grove-Florin Frontage Rd. This project installs approximately 1,770 lineal feet of 8” C900 PVC water main in Elk Grove-Florin Frontage Rd. while also moving water service connections from the backyards to the front of residences. This project will be carried out with a contracted workforce, not EGWD construction crews.

JUSTIFICATION

Elk Grove – Florin Frontage Rd. is currently served by a 6” water main installed between 1965 and 1970. EGWD standard construction specifications specify minimum size of water mains to be 8” diameter. In addition to bringing the undersized water main up to current EGWD standards, this project will place the new main on the front side of properties allowing for better access for maintenance or emergencies.

PROJECT LOCATION

The project is located on Elk Grove Florin – Frontage Rd.



- ★ Project Location
- Proposed Water Main
- Existing Water Main

SCHEDULE & STATUS

Engineering was completed FY 21/22 and construction is scheduled to occur in FY 23/24.

EXPENDITURE SCHEDULE

(in thousands \$)

Project	Planned Expenditures					Total
	FY22/23	FY23/24	FY24/25	FY25/26	FY26/27	
Elk Grove Florin Frontage Road Water Main	0	650	0	0	0	650
with inflation (3%)	0	670	0	0	0	670

Expenditure breakdown: \$650,000 construction

FUNDING SOURCES

(in thousands \$)

USER FEES

Capital Repair/Replacement Funds	
▪ Supply / Distribution Improvements	670
Total	670

OPERATING COST IMPACTS

The completion of this project is anticipated to decrease operating costs by replacing an old water main, service lines and tapping saddles that have reached their useful life and are at risks of developing leaks. Based on EGWD’s 2019 Water Loss Audit, the distribution system loses water at a rate of 13.2 CCF per 100 lineal feet of water main. At the current Tier 1 rate of \$1.92, it is estimated that the elimination of future leaks will result in an annual savings of \$445.

USEFUL LIFE: 125 years

Project	Kilkenny Ct. Water Main
Funding Type	Capital Repair/Replacement Funds
Program	Supply / Distribution Improvements
Priority	3 (Scoresheet - Pg. 120)
Project No.	TBD



PROJECT DESCRIPTION

This project installs approximately 575 lineal feet of 8” C900 PVC water main in Kilkenny Court.

JUSTIFICATION

Kilkenny Court is currently served by a 6” water main installed in 1980. The material of the water main is asbestos-cement pipe (ACP). Repairs on this water main in December 2016 revealed that the wall of the ACP is becoming soft from water absorption. Due to the deteriorating condition of the pipe, it is time to replace this water main and bring it up to current EGWD standard construction specifications. EGWD standard construction specifications require a minimum pipe diameter of 8”, and pipe material of either PVC or ductile iron.

PROJECT LOCATION

The project is located on Kilkenny Court.



- ★ Project Location
- Proposed Water Main
- Existing Water Main

SCHEDULE & STATUS

Engineering is scheduled to occur in FY 24/25 and construction is scheduled to occur in FY 25/26.

EXPENDITURE SCHEDULE

(in thousands \$)

Project	Planned Expenditures					Total
	FY22/23	FY23/24	FY24/25	FY25/26	FY26/27	
Kilkenny Water Main	0	0	0	204	0	204
with inflation (3%)	0	0	0	223	0	223

Expenditure breakdown: \$4,000 design, \$219,000 construction

FUNDING SOURCES

(in thousands \$)

USER FEES

Capital Repair/Replacement Funds	
▪ Supply / Distribution Improvements	223
Total	223

OPERATING COST IMPACTS

The completion of this project is anticipated to decrease operating costs by replacing an old water main, service lines and tapping saddles that have reached their useful life and are at risks of developing leaks. Based on EGWD’s 2019 Water Loss Audit, the distribution system loses water at a rate of 13.2 CCF per 100 lineal feet of water main. At the current Tier 1 rate of \$1.92, it is estimated that the elimination of future leaks will result in an annual savings of \$145.

USEFUL LIFE: 125 years

Project	Leo Virgo Ct. Water Main
Funding Type	Capital Repair/Replacement Funds
Program	Supply / Distribution Improvements
Priority	3 (Scoresheet - Pg. 122)
Project No.	TBD



PROJECT DESCRIPTION

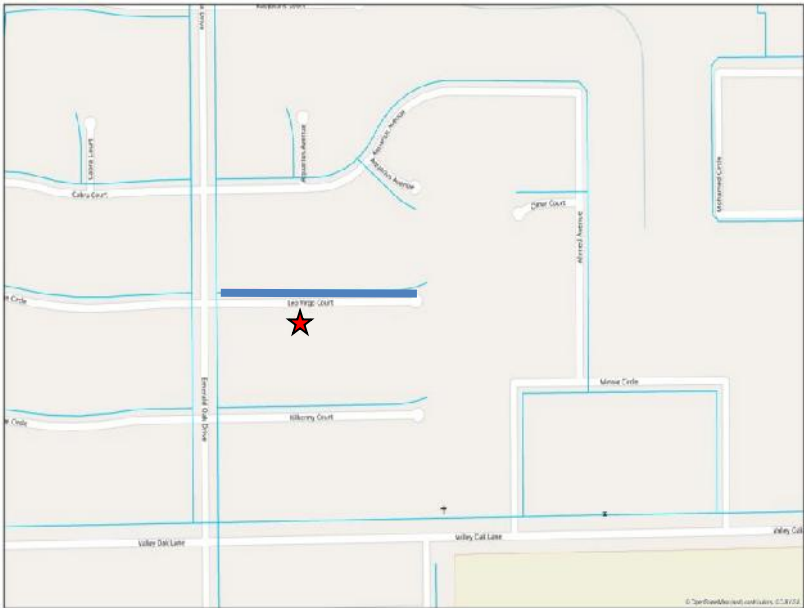
This project installs approximately 575 lineal feet of 8” C900 PVC water main in Leo Virgo Court.

JUSTIFICATION

Leo Virgo Court is currently served by a 6” water main installed in 1980. The material of the water main is asbestos-cement pipe (ACP). Repairs on this water main in July 2016 revealed that the wall of the ACP is becoming soft from water absorption. Due to the deteriorating condition of the pipe, it is time to replace this water main and bring it up to current EGWD standard construction specifications. EGWD standard construction specifications require a minimum pipe diameter of 8”, and pipe material of either PVC or ductile iron.

PROJECT LOCATION

The project is located on Leo Virgo Court.



- ★ Project Location
- Proposed Water Main
- Existing Water Main

SCHEDULE & STATUS

Engineering is scheduled to occur in FY 24/25 and construction is scheduled to occur in FY 25/26.

EXPENDITURE SCHEDULE

(in thousands \$)

Project	Planned Expenditures					Total
	FY22/23	FY23/24	FY24/25	FY25/26	FY26/27	
Leo Virgo Ct. Water Main	0	0	0	204	0	204
with inflation (3%)	0	0	0	223	0	223

Expenditure breakdown: \$4,000 design, \$219,000 construction

FUNDING SOURCES

(in thousands \$)

USER FEES

Capital Repair/Replacement Funds	
▪ Supply / Distribution Improvements	223
Total	223

OPERATING COST IMPACTS

The completion of this project is anticipated to decrease operating costs by replacing an old water main, service lines and tapping saddles that have reached their useful life and are at risks of developing leaks. Based on EGWD’s 2019 Water Loss Audit, the distribution system loses water at a rate of 13.2 CCF per 100 lineal feet of water main. At the current Tier 1 rate of \$1.92, it is estimated that the elimination of future leaks will result in an annual savings of \$145.

USEFUL LIFE: 125 years

Project	Plaza Park Dr. Water Main
Funding Type	Capital Repair/Replacement Funds
Program	Supply / Distribution Improvements
Priority	3 (Scoresheet - Pg. 124)
Project No.	TBD



PROJECT DESCRIPTION

This project installs approximately 2,000 lineal feet of 8” C900 PVC water main in Plaza Park Drive.

JUSTIFICATION

Plaza Park Drive is currently served by a 6” water main installed in 1975. The material of the water main is asbestos-cement pipe (ACP). When performing water service line replacement work on this water main in October 2018, crews discovered that the wall of the ACP is becoming soft from water absorption. Due to the deteriorating condition of the pipe, it is time to replace this water main and bring it up to current EGWD standard construction specifications. EGWD standard construction specifications require a minimum pipe diameter of 8”, and pipe material of either PVC or ductile iron.

PROJECT LOCATION

The project is located on Plaza Park Drive.



- ★ Project Location
- Proposed Water Main
- Existing Water Main

SCHEDULE & STATUS

Engineering is scheduled to occur in FY 23/24 and construction is scheduled to occur in FY 24/25.

EXPENDITURE SCHEDULE

(in thousands \$)

Project	Planned Expenditures					Total
	FY22/23	FY23/24	FY24/25	FY25/26	FY26/27	
Plaza Park Dr. Water Main	0	0	710	0	0	710
with inflation (3%)	0	0	753	0	0	753

Expenditure breakdown: \$6,000 design, \$747,000 construction

FUNDING SOURCES

(in thousands \$)

USER FEES

Capital Repair/Replacement Funds	
▪ Supply / Distribution Improvements	753
Total	753

OPERATING COST IMPACTS

The completion of this project is anticipated to decrease operating costs by replacing an old water main, service lines and tapping saddles that have reached their useful life and are at risks of developing leaks. Based on EGWD’s 2019 Water Loss Audit, the distribution system loses water at a rate of 13.2 CCF per 100 lineal feet of water main. At the current Tier 1 rate of \$1.92, it is estimated that the elimination of future leaks will result in an annual savings of \$500.

USEFUL LIFE: 125 years

Project	Durango Wy. Water Main
Funding Type	Capital Repair/Replacement Funds
Program	Supply / Distribution Improvements
Priority	3 (Scoresheet - Pg. 126)
Project No.	TBD



PROJECT DESCRIPTION

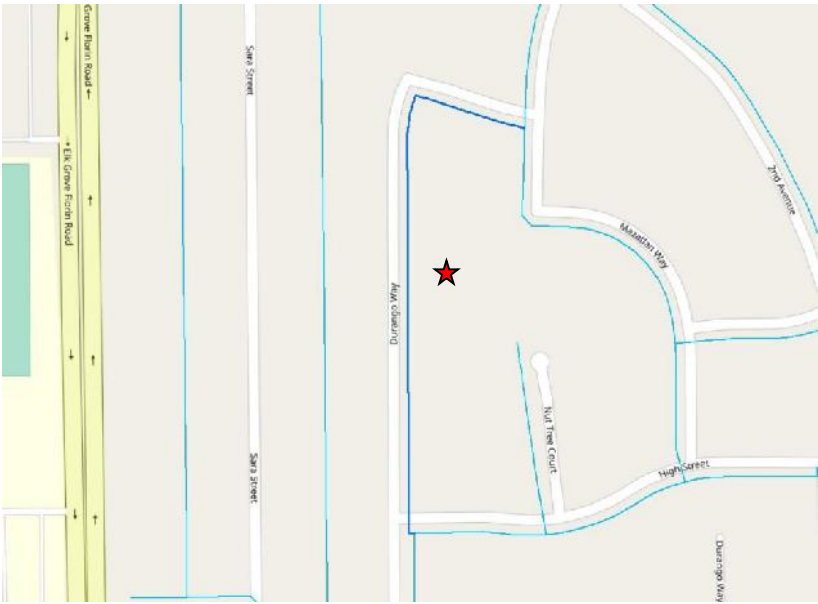
This project installs approximately 965 lineal feet of 8” C900 PVC water main in Durango Way.

JUSTIFICATION

Durango Way is currently served by a 6” water main installed in 1975. The material of the water main is asbestos-cement pipe (ACP). When performing water service line replacement work on this water main in August 2018, crews discovered that the wall of the ACP is becoming soft from water absorption. Due to the deteriorating condition of the pipe, it is time to replace this water main and bring it up to current EGWD standard construction specifications. EGWD standard construction specifications require a minimum pipe diameter of 8”, and pipe material of either PVC or ductile iron.

PROJECT LOCATION

The project is located on Durango Way.



★ Project Location

— Proposed Water Main

— Existing Water Main

SCHEDULE & STATUS

Engineering is scheduled to occur in FY 23/24 and construction is scheduled to occur in FY 24/25.

EXPENDITURE SCHEDULE

(in thousands \$)

Project	Planned Expenditures					Total
	FY22/23	FY23/24	FY24/25	FY25/26	FY26/27	
Durango Wy. Water Main	0	0	343	0	0	343
with inflation (3%)	0	0	363	0	0	363

Expenditure breakdown: \$5,000 design, \$358,000 construction

FUNDING SOURCES

(in thousands \$)

USER FEES

Capital Repair/Replacement Funds	
▪ Supply / Distribution Improvements	363
Total	363

OPERATING COST IMPACTS

The completion of this project is anticipated to decrease operating costs by replacing an old water main, service lines and tapping saddles that have reached their useful life and are at risks of developing leaks. Based on EGWD’s 2019 Water Loss Audit, the distribution system loses water at a rate of 13.2 CCF per 100 lineal feet of water main. At the current Tier 1 rate of \$1.92, it is estimated that the elimination of future leaks will result in an annual savings of \$245.

USEFUL LIFE: 125 years

Project	Sierra Street Service Line Replacements
Funding Type	Capital Improvement Funds
Program	Supply / Distribution Improvements
Priority	3 (Scoresheet - Pg. 128)
Project No.	200



PROJECT DESCRIPTION

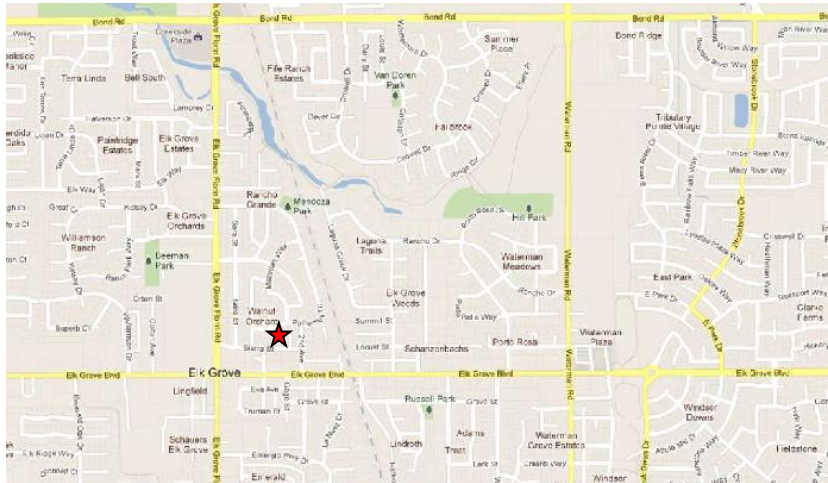
The City of Elk Grove prohibits for five (5) years excavations in streets on which the pavements have been newly overlaid. Therefore, the Elk Grove Water District was unable to replace the service lines along Sierra Street as part of the Service Line Replacements project that concluded in 2019. This project replaces services sharing a common single tap with separate 1” taps so that every water meter is fed individually by a 1” service.

JUSTIFICATION

This project will improve delivery of water to residences currently served by a common single tap.

PROJECT LOCATION

The project is located on Sierra Street in Service Area 1.



★ Project Location

SCHEDULE & STATUS

Construction of this project is scheduled to occur in FY 23/24.

EXPENDITURE SCHEDULE

(in thousands \$)

Project	Planned Expenditures					Total
	FY22/23	FY23/24	FY24/25	FY25/26	FY26/27	
Sierra St. Service Line Replacements	0	85	0	0	0	85
with inflation (3%)	0	88	0	0	0	88

Expenditure breakdown: no design costs, 100% construction

FUNDING SOURCES

(in thousands \$)

USER FEES

Capital Improvement Funds	
▪ Supply / Distribution Improvements	88
Total	88

OPERATING COST IMPACTS

The completion of this project is not anticipated to increase or decrease operating costs as the project does not significantly alter the existing facilities or modes of operation.

USEFUL LIFE: 25 years

Project	Lark St. Water Main
Funding Type	Capital Repair/Replacement Funds
Program	Supply / Distribution Improvements
Priority	3 (Scoresheet - Pg. 130)
Project No.	TBD



PROJECT DESCRIPTION

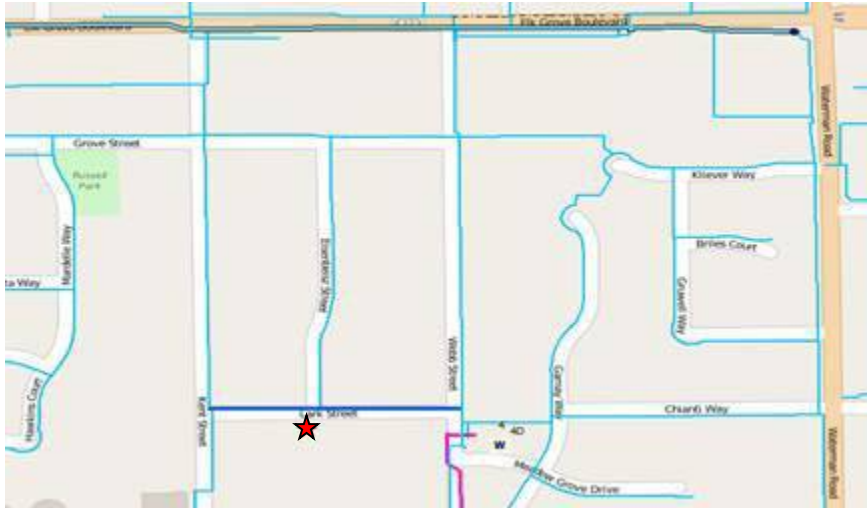
This project installs approximately 730 lineal feet of 8” C900 PVC water main in Lark Street and 250 lineal feet of 8” C900 PVC water main in Eisenbeisz Street.

JUSTIFICATION

Lark Street is currently served by a 6” water main installed in 1960 and a portion of Eisenbeisz Street is served by a 4” water main. The material of the Lark St. and Eisenbeisz Street water mains is asbestos-cement pipe (ACP). Repairs on the Lark St. water main in September 2015 revealed that the wall of the ACP is becoming soft from water absorption. Due to the deteriorating condition of the Lark Street pipe and the inadequate size of the Eisenbeisz Street pipe, the water mains will be replaced and brought up to current EGWD standard construction specifications. Six of the eighteen lots on Lark Street are served by 3/4” service lines. This project installs an 8” water main in Lark Street and a portion of Eisenbeisz Street and replaces the six (6) 3/4” service lines with 1” service lines.

PROJECT LOCATION

The project is located on Lark Street and Eisenbeisz Street.



- ★ Project Location
- Proposed Water Main
- Existing Water Main

SCHEDULE & STATUS

Engineering is scheduled to occur in FY 23/24 and construction is scheduled to occur in FY 24/25.

EXPENDITURE SCHEDULE

(in thousands \$)

Project	Planned Expenditures					Total
	FY22/23	FY23/24	FY24/25	FY25/26	FY26/27	
Lark St. Water Main	0	0	348	0	0	348
with inflation (3%)	0	0	369	0	0	369

Expenditure breakdown: \$7,500 design, \$361,500 construction

FUNDING SOURCES

(in thousands \$)

USER FEES

Capital Repair/Replacement Funds	
▪ Supply / Distribution Improvements	369
Total	369

OPERATING COST IMPACTS

The completion of this project is anticipated to decrease operating costs by replacing an old water main, service lines and tapping saddles that have reached their useful life and are at risks of developing leaks. Based on EGWD’s 2019 Water Loss Audit, the distribution system loses water at a rate of 13.2 CCF per 100 lineal feet of water main. At the current Tier 1 rate of \$1.92, it is estimated that the elimination of future leaks will result in an annual savings of \$185.

USEFUL LIFE: 125 years

Project	Mazatlan Way Water Main
Funding Type	Capital Repair/Replacement Funds
Program	Supply / Distribution Improvements
Priority	3 (Scoresheet - Pg. 132)
Project No.	TBD



PROJECT DESCRIPTION

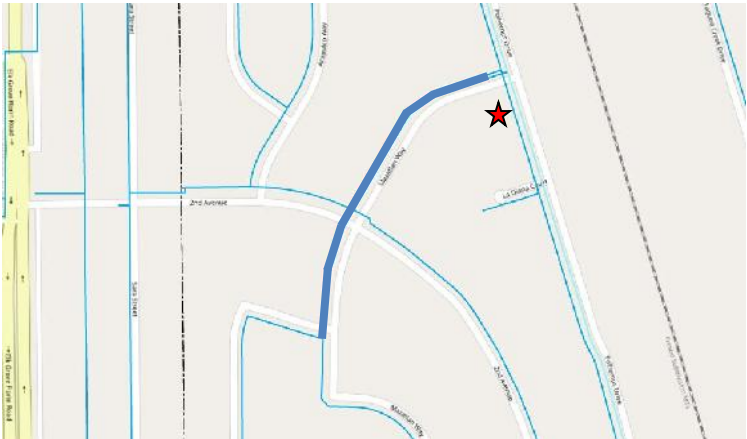
This project installs approximately 830 lineal feet of 8” C900 PVC water main in Mazatlan Way.

JUSTIFICATION

This section of Mazatlan Way is currently served by a 6” water main installed in 1975. The material of the water main is asbestos-cement pipe (ACP). When performing maintenance work on this water main in October 2017, crews discovered that the pipe is “waterlogged” making the outer surface slightly soft, meaning that the pipe’s structural integrity is diminishing. To avoid continual maintenance and breakage the pipe should be replaced and brought to current EGWD standards. EGWD standard construction specifications specify minimum size of water mains to be 8” diameter and the pipe material to be either PVC or ductile iron.

PROJECT LOCATION

The project is located on Mazatlan Way.



- ★ Project Location
- Proposed Water Main
- Existing Water Main

SCHEDULE & STATUS

Engineering is scheduled to occur in FY 24/25 and construction is scheduled to occur in FY 25/26.

EXPENDITURE SCHEDULE

(in thousands \$)

Project	Planned Expenditures					Total
	FY22/23	FY23/24	FY24/25	FY25/26	FY26/27	
Mazatlan Way Water Main	0	0	0	294	0	294
with inflation (3%)	0	0	0	321	0	321

Expenditure breakdown: \$8,000 design, \$313,000 construction

FUNDING SOURCES

(in thousands \$)

USER FEES

Capital Repair/Replacement Funds	
▪ Supply / Distribution Improvements	321
Total	321

OPERATING COST IMPACTS

The completion of this project is anticipated to decrease operating costs by replacing an old water main, service lines and tapping saddles that have reached their useful life and are at risks of developing leaks. Based on EGWD’s 2019 Water Loss Audit, the distribution system loses water at a rate of 13.2 CCF per 100 lineal feet of water main. At the current Tier 1 rate of \$1.92, it is estimated that the elimination of future leaks will result in an annual savings of \$210.

USEFUL LIFE: 125 years

Project	Webb St. Water Main
Funding Type	Capital Repair/Replacement Funds
Program	Supply / Distribution Improvements
Priority	3 (Scoresheet - Pg. 134)
Project No.	TBD



PROJECT DESCRIPTION

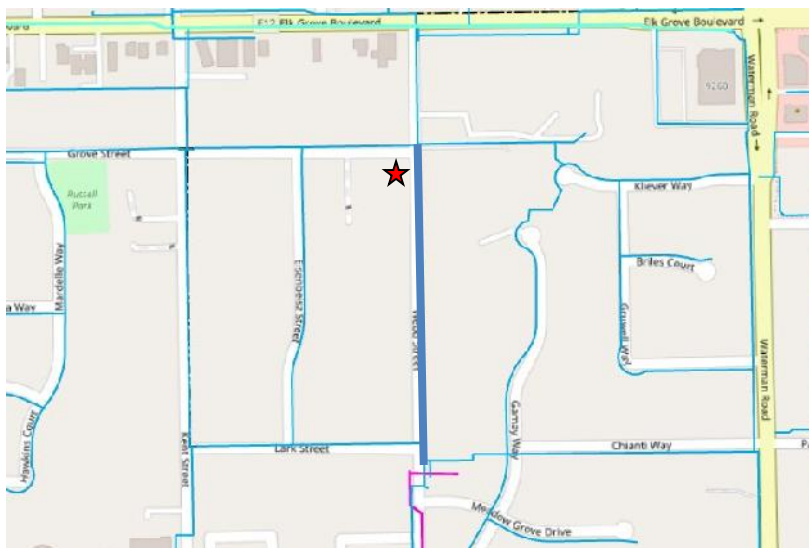
This project installs approximately 1,070 lineal feet of 8” C900 PVC water main in Webb Street.

JUSTIFICATION

Webb Street is currently served by a 6” water main installed in 1960. The material of the water main is asbestos-cement pipe (ACP). This pipe is nearing the end of its useful life (70 years) and should be replaced to be brought to current EGWD standards. EGWD standard construction specifications specify the minimum size of water mains to be 8” diameter and the pipe material to be either PVC or ductile iron.

PROJECT LOCATION

The project is located on Webb Street.



- ★ Project Location
- Proposed Water Main
- Existing Water Main

SCHEDULE & STATUS

Engineering is scheduled to occur in FY 25/26 and construction is scheduled to occur in FY 26/27.

EXPENDITURE SCHEDULE

(in thousands \$)

Project	Planned Expenditures					Total
	FY22/23	FY23/24	FY24/25	FY25/26	FY26/27	
Webb Street Water Main	0	0	0	0	381	381
with inflation (3%)	0	0	0	0	428	428

Expenditure breakdown: \$8,000 design, \$420,000 construction

FUNDING SOURCES

(in thousands \$)

USER FEES

Capital Repair/Replacement Funds	
▪ Supply / Distribution Improvements	428
Total	428

OPERATING COST IMPACTS

The completion of this project is anticipated to decrease operating costs by replacing an old water main, service lines and tapping saddles that have reached their useful life and are at risks of developing leaks. Based on EGWD’s 2019 Water Loss Audit, the distribution system loses water at a rate of 13.2 CCF per 100 lineal feet of water main. At the current Tier 1 rate of \$1.92, it is estimated that the elimination of future leaks will result in an annual savings of \$270.

USEFUL LIFE: 125 years

Project	2nd Ave. Water Main
Funding Type	Capital Repair/Replacement Funds
Program	Supply / Distribution Improvements
Priority	3 (Scoresheet - Pg. 136)
Project No.	TBD



PROJECT DESCRIPTION

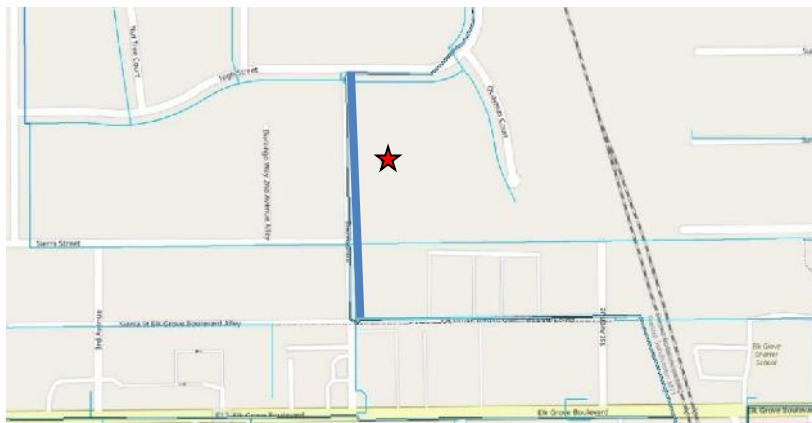
This project installs approximately 530 lineal feet of 8” C900 PVC water main in 2nd Avenue. Even though it is a priority 3 project, it is important to complete this project in FY 21/22 as the City plans to repave the street in FY 22/23. Once repaved, the City will impose a 3-year moratorium against trench work in the street.

JUSTIFICATION

2nd Avenue is currently served by a 6” water main installed in 1965. The material of the water main is asbestos-cement pipe (ACP). When performing water service line replacement work on this water main in January 2019, crews discovered a broken 4” sanitary sewer lateral located 6” above the water main. There is a good possibility that all the sanitary sewer laterals on 2nd Avenue are located above EGWD’s water main. EGWD standard construction specifications require a minimum one foot (1’) vertical separation between the water main and the sanitary sewer lateral, with the water main located above the sewer lateral. EGWD will make every attempt to place the new water main above the sewer laterals. If it is not possible to place the water main above the sewer laterals due to lack of cover over the water main, then ductile iron pipe (pressure class 350) will be used for the water main instead of C900 PVC.

PROJECT LOCATION

The project is located on 2nd Avenue.



- ★ Project Location
- Proposed Water Main
- Existing Water Main

SCHEDULE & STATUS

Engineering is scheduled to occur in FY 21/22 and construction is scheduled to occur in FY 22/23. EGWD is coordinating this project with the City to accommodate the City’s plans to repave 2nd Avenue after the water main is installed.

EXPENDITURE SCHEDULE

(in thousands \$)

Project	Planned Expenditures					Total
	FY22/23	FY23/24	FY24/25	FY25/26	FY26/27	
2 nd Ave. Water Main	188	0	0	0	0	188
with inflation (3%)	188	0	0	0	0	188

Expenditure breakdown: \$4,000 design, \$184,000 construction

FUNDING SOURCES

(in thousands \$)

USER FEES

Capital Repair/Replacement Funds	
▪ Supply / Distribution Improvements	188
Total	188

OPERATING COST IMPACTS

The completion of this project is anticipated to decrease operating costs by replacing an old water main, service lines and tapping saddles that have reached their useful life and are at risks of developing leaks. Based on EGWD’s 2019 Water Loss Audit, the distribution system loses water at a rate of 13.2 CCF per 100 lineal feet of water main. At the current Tier 1 rate of \$1.92, it is estimated that the elimination of future leaks will result in an annual savings of \$210.

USEFUL LIFE: 125 years

Project	Grove St./Elk Grove Blvd. Water Main
Funding Type	Capital Repair/Replacement Funds
Program	Supply / Distribution Improvements
Priority	4 (Scoresheet - Pg. 138)
Project No.	TBD



PROJECT DESCRIPTION

This project installs approximately 1,115 lineal feet of 8” C900 PVC water main in Elk Grove Blvd.

JUSTIFICATION

This section of Grove St. and Elk Grove Blvd. is currently served by a 4” water main installed in 1976. The material of the water main is asbestos-cement pipe (ACP). The existing water main runs through the backyards of the homes and businesses between Grove Street and Elk Grove Blvd making access for maintenance cumbersome. While performing water service maintenance, crews discovered that this water main has inadequate ground cover. The top of the water main is approximately 1-1.5 feet below ground surface. EGWD standard construction specifications specify a minimum of 3 feet of ground cover over all water mains. EGWD standard construction specifications also specify the minimum size of water mains to be 8” diameter and the pipe material to be either PVC or ductile iron.

PROJECT LOCATION

The project is located on Grove Street and Elk Grove Blvd.



- ★ Project Location
- Proposed Water Main
- Existing Water Main

SCHEDULE & STATUS

Engineering is scheduled to occur in FY 25/26 and construction is scheduled to occur in FY 26/27.

EXPENDITURE SCHEDULE

(in thousands \$)

Project	Planned Expenditures					Total
	FY22/23	FY23/24	FY24/25	FY25/26	FY26/27	
Grove St./Elk Grove Blvd. Water Main	0	0	0	0	396	86
with inflation (3%)	0	0	0	0	446	86

Expenditure breakdown: \$12,000 design, \$434,000 construction

FUNDING SOURCES

(in thousands \$)

USER FEES

Capital Repair/Replacement Funds	
▪ Supply / Distribution Improvements	446
Total	446

OPERATING COST IMPACTS

The completion of this project is anticipated to decrease operating costs by replacing an old water main, service lines and tapping saddles that have reached their useful life and are at risks of developing leaks. Based on EGWD’s 2019 Water Loss Audit, the distribution system loses water at a rate of 13.2 CCF per 100 lineal feet of water main. At the current Tier 1 rate of \$1.92, it is estimated that the elimination of future leaks will result in an annual savings of \$280.

USEFUL LIFE: 125 years

Project	Halverson Dr. Water Main
Funding Type	Capital Repair/Replacement Funds
Program	Supply / Distribution Improvements
Priority	4 (Scoresheet - Pg. 140)
Project No.	TBD



PROJECT DESCRIPTION

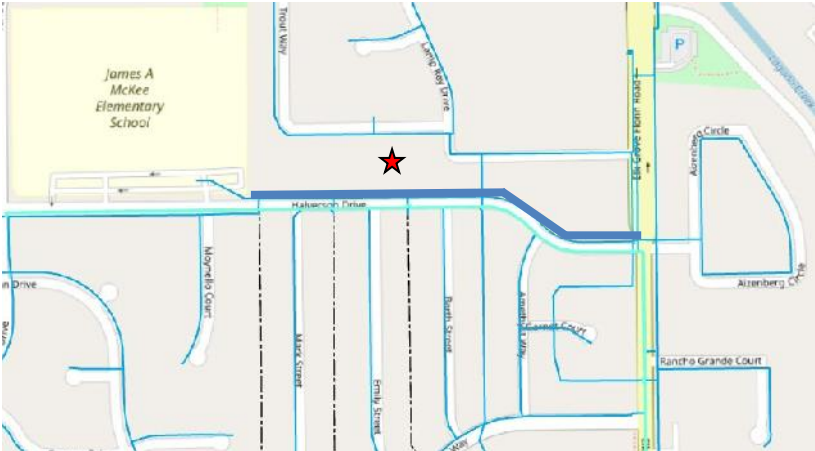
This project installs approximately 1,640 lineal feet of 8” C900 PVC water main in Halverson Drive.

JUSTIFICATION

Halverson Drive is currently served by a 6” water main installed in 1960. The material of the water main is asbestos-cement pipe (ACP). This pipe is nearing the end of its useful life (70 years) and should be replaced to be brought to current EGWD standards. EGWD standard construction specifications specify the minimum size of water mains to be 8” diameter and the pipe material to be either PVC or ductile iron.

PROJECT LOCATION

The project is located on Halverson Dr.



★ Project Location

— Proposed Water Main

— Existing Water Main

SCHEDULE & STATUS

Engineering is scheduled to occur in FY 25/26 and construction is scheduled to occur in FY 26/27.

EXPENDITURE SCHEDULE

(in thousands \$)

Project	Planned Expenditures					Total
	FY22/23	FY23/24	FY24/25	FY25/26	FY26/27	
Halverson Dr. Water Main	0	0	0	0	581	581
with inflation (3%)	0	0	0	0	654	654

Expenditure breakdown: \$8,000 design, \$646,000 construction

FUNDING SOURCES

(in thousands \$)

USER FEES

Capital Repair/Replacement Funds	
▪ Supply / Distribution Improvements	654
Total	654

OPERATING COST IMPACTS

The completion of this project is anticipated to decrease operating costs by replacing an old water main, service lines and tapping saddles that have reached their useful life and are at risks of developing leaks. Based on EGWD’s 2019 Water Loss Audit, the distribution system loses water at a rate of 13.2 CCF per 100 lineal feet of water main. At the current Tier 1 rate of \$1.92, it is estimated that the elimination of future leaks will result in an annual savings of \$410.

USEFUL LIFE: 125 years

Project	Railroad Corridor Water Line
Funding Type	Capital Improvement Funds
Program	Supply / Distribution Improvements
Priority	4 (Scoresheet - Pg. 142)
Project No.	210



PROJECT DESCRIPTION

This project connects the recently completed Railroad Corridor transmission main to two (2) additional points of connection (POC) of the District’s water distribution system, installing approximately 375 lineal feet of C900 PVC pipe to make the connections. These POCs are located along Falcon Meadow Dr.

JUSTIFICATION

This project will improve the delivery of water in the District’s water distribution system in the southwestern portion of Service Area 1.

PROJECT LOCATION

The project is located in the corridor along the west side of the Southern Pacific Railroad tracks, in the vicinity of Falcon Meadow Dr.



★ Project Location

SCHEDULE & STATUS

Engineering is scheduled to occur in FY 24/25 and construction is scheduled to occur in FY 25/26.

EXPENDITURE SCHEDULE

(in thousands \$)

Project	Planned Expenditures					Total
	FY22/23	FY23/24	FY24/25	FY25/26	FY26/27	
Railroad Corridor Water Line	0	0	0	133	0	133
with inflation (3%)	0	0	0	145	0	145

Expenditure breakdown: \$20,000 design, \$125,000 construction

FUNDING SOURCES

(in thousands \$)

USER FEES

Capital Improvement Funds	
▪ Supply / Distribution Improvements	145
Total	145

OPERATING COST IMPACTS

The completion of this project is not anticipated to increase or decrease operating costs as the project does not significantly alter the existing facilities or modes of operation.

USEFUL LIFE: 125 years

Project	Cadura Circle Water Main Looping
Funding Type	Capital Improvement Funds
Program	Supply / Distribution Improvements
Priority	4 (Scoresheet - Pg. 144)
Project No.	TBD



PROJECT DESCRIPTION

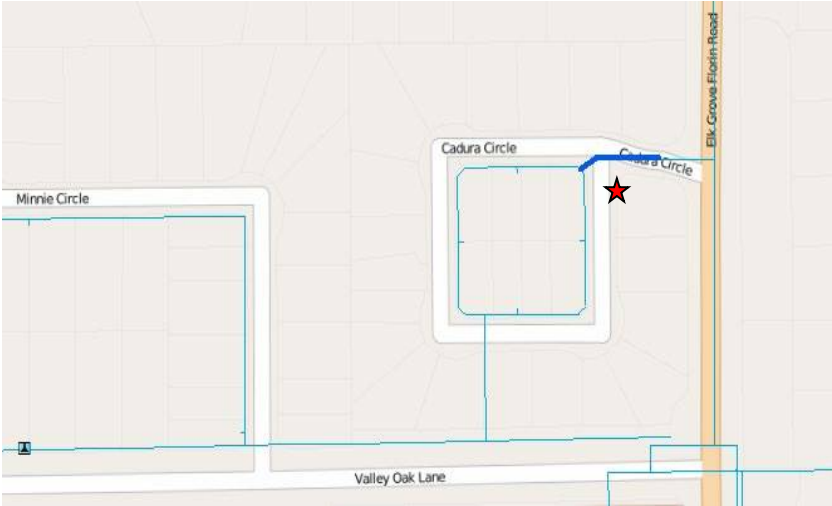
This project installs approximately 150 lineal feet of 8” C900 PVC water main to provide a water main loop so that Cadura Circle is fed by two (2) water mains.

JUSTIFICATION

Cadura Circle is presently served by an 8” water main off Valley Oak Lane. An 8” water main stub for future connection already exists off Elk Grove-Florin Road. This project connects the existing 8” water stub off Elk Grove-Florin Road to Cadura Circle to enhance water system performance and water quality.

PROJECT LOCATION

The project is located on Cadura Circle.



★ Project Location

— Proposed Water Main

— Existing Water Main

SCHEDULE & STATUS

Engineering is scheduled to occur in FY 24/25 and construction is scheduled to occur in FY 25/26.

EXPENDITURE SCHEDULE

(in thousands \$)

Project	Planned Expenditures					Total
	FY22/23	FY23/24	FY24/25	FY25/26	FY26/27	
Cadura Circle Water Main Looping	0	0	0	0	53	53
with inflation (3%)	0	0	0	0	60	60

Expenditure breakdown: \$5,000 design, \$55,000 construction

FUNDING SOURCES

(in thousands \$)

USER FEES

Capital Improvement Funds	
▪ Supply / Distribution Improvements	60
Total	60

OPERATING COST IMPACTS

The completion of this project is not anticipated to increase or decrease operating costs as the project does not significantly alter the existing facilities or modes of operation.

USEFUL LIFE: 125 years

Project	Aizenberg Cir. Water Main Looping
Funding Type	Capital Improvement Funds
Program	Supply / Distribution Improvements
Priority	4 (Scoresheet - Pg. 146)
Project No.	TBD



PROJECT DESCRIPTION

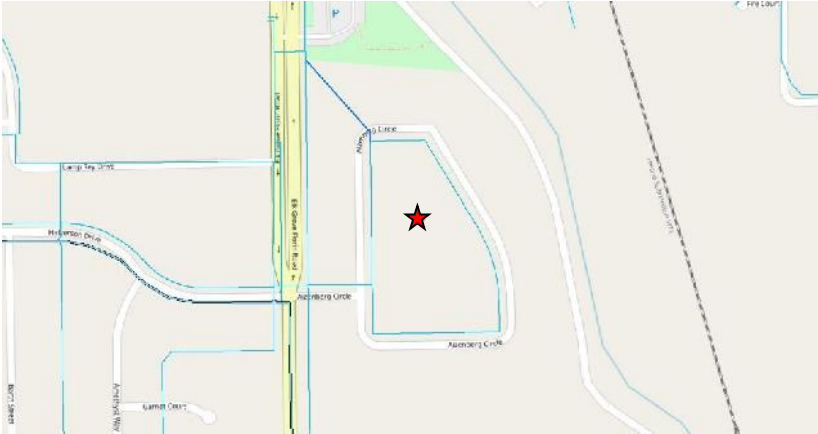
This project installs approximately 270 lineal feet of 8” C900 PVC and provides a second point of connection to a distribution water main that supplies water to seventy-six (76) single-family residences.

JUSTIFICATION

Seventy-six (76) single-family residences are located on Aizenberg Circle. EGWD currently serves water to these residences through an 8” water main in Aizenberg Circle. The 8” water main is connected through only one point-of-connection to another 8” water main in Elk Grove-Florin Road. Industry best practice is to provide two points-of-connection when serving water to greater than twenty-five (25) single-family residences. Two points-of-connection allow water service to continue to a large number of residences in the event the other point-of-connection is compromised. This project will require approximately 270 lineal feet of 8” C900 PVC water main and the granting of an easement along the property line of 9326 Aizenberg Circle and 9328 Aizenberg Circle.

PROJECT LOCATION

The project is located on Aizenberg Circle.



- ★ Project Location
- Proposed Water Main
- Existing Water Main

SCHEDULE & STATUS

Engineering is scheduled to occur in FY 25/26 and construction is scheduled to occur in FY 26/27.

EXPENDITURE SCHEDULE

(in thousands \$)

Project	Planned Expenditures					Total
	FY22/23	FY23/24	FY24/25	FY25/26	FY26/27	
Aizenberg Cir. Water Main Looping	0	0	0	0	96	96
with inflation (3%)	0	0	0	0	103	103

Expenditure breakdown: \$6,000 design, \$97,000 construction

FUNDING SOURCES

(in thousands \$)

USER FEES

Capital Improvement Funds	
▪ Supply / Distribution Improvements	103
Total	103

OPERATING COST IMPACTS

The completion of this project is not anticipated to increase or decrease operating costs as the project does not significantly alter the existing facilities or modes of operation.

USEFUL LIFE: 125 years

Project	Transmission Main Brinkman Ct. (Cost Share)
Funding Type	Capital Improvement Funds
Program	Supply / Distribution Improvements
Priority	4 (Scoresheet - Pg. 148)
Project No.	TBD



PROJECT DESCRIPTION

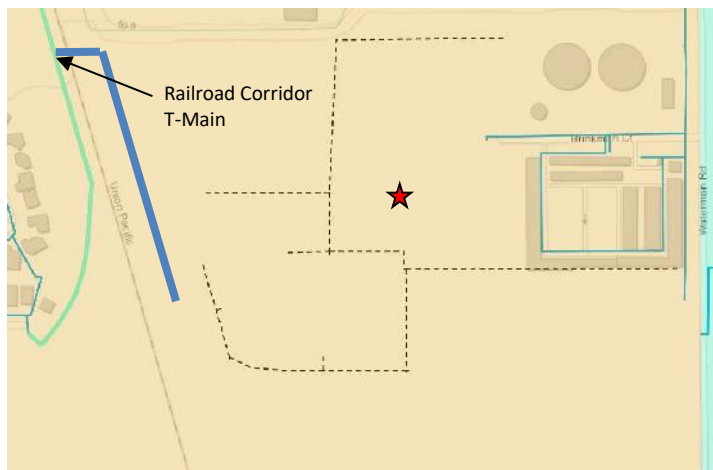
This is a cost-share project where Elk Grove Water District would reimburse developers the incremental cost to upsize approximately 1,001 lineal feet of 12” water main to a 16” transmission main serving planned projects along Brinkman Ct. and Waterman Rd. The transmission main would connect to the Elk Grove Water District’s existing Railroad Corridor Transmission Main.

JUSTIFICATION

Two (2) major projects are planned along Brinkman Ct. and Waterman Rd. One project is for a large logistics center planned by Buzz Oates. The other project is for an industrial facility planned by Vulcan Materials. Water modeling has shown that a 12” water main will meet required fire flows. However, in order to support continued development, the Elk Grove Water District wants to upsize the water main to a 16” transmission main.

PROJECT LOCATION

The project is located along the Railroad corridor.



- ★ Project Location
- Proposed Transmission Main
- Existing Transmission Main

SCHEDULE & STATUS

Based on information from the developer, the District’s cost share exposure is planned for FY 22/23.

EXPENDITURE SCHEDULE

(in thousands \$)

Project	Planned Expenditures					Total
	FY22/23	FY23/24	FY24/25	FY25/26	FY26/27	
Transmission Main Brinkman Ct. (Cost Share)	50	0	0	0	0	50
with inflation (3%)	50	0	0	0	0	50

Expenditure breakdown: 100% cost share

FUNDING SOURCES

(in thousands \$)

CONNECTION FEES

Capital Repair/Replacement Funds	
▪ Supply / Distribution Improvements	50
Total	50

OPERATING COST IMPACTS

The completion of this project is not anticipated to increase or decrease operating costs as the project does not significantly alter the existing facilities or modes of operation.

USEFUL LIFE: 125 years

Project	Elk Grove Shopping Center Water Main
Funding Type	Capital Improvement Funds
Program	Supply / Distribution Improvements
Priority	4 (Scoresheet - Pg. 150)
Project No.	TBD



PROJECT DESCRIPTION

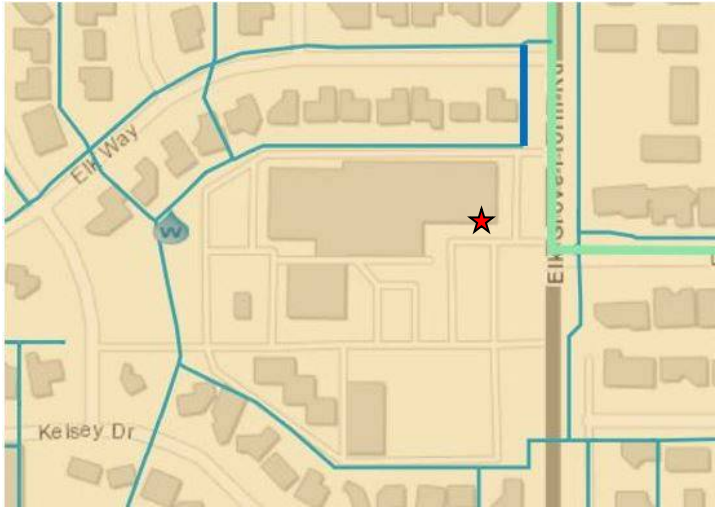
This project installs approximately 175 lineal feet of 8” C900 PVC water main in Elk Grove Florin Blvd to connect the Elk Grove Shopping Center water main to the Elk Way water main.

JUSTIFICATION

The abandonment of old backyard water mains as a result of the Backyard Water Mains Replacement project results in the elimination of a looped water main at the Elk Grove Shopping Center. This project provides returns the water main in the shopping center to looped service.

PROJECT LOCATION

The project is located on Elk Grove Florin Blvd.



- ★ Project Location
- Proposed Water Main
- Existing Water Main
- Existing Transmission Main

SCHEDULE & STATUS

Engineering is scheduled to occur in FY 24/25 and construction is scheduled to occur in FY 25/26.

EXPENDITURE SCHEDULE

(in thousands \$)

Project	Planned Expenditures					Total
	FY22/23	FY23/24	FY24/25	FY25/26	FY26/27	
Elk Grove Shopping Center Water Main	0	0	0	0	62	62
with inflation (3%)	0	0	0	0	70	70

Expenditure breakdown: \$3,500 design, \$66,500 construction

FUNDING SOURCES

(in thousands \$)

USER FEES

Capital Repair/Replacement Funds	
▪ Supply / Distribution Improvements	70
Total	70

OPERATING COST IMPACTS

The completion of this project is not anticipated to increase or decrease operating costs as the project does not significantly alter the existing facilities or modes of operation.

USEFUL LIFE: 125 years

Project	Glorieta Ct. Water Main
Funding Type	Capital Repair/Replacement Funds
Program	Supply / Distribution Improvements
Priority	4 (Scoresheet - Pg. 152)
Project No.	TBD



PROJECT DESCRIPTION

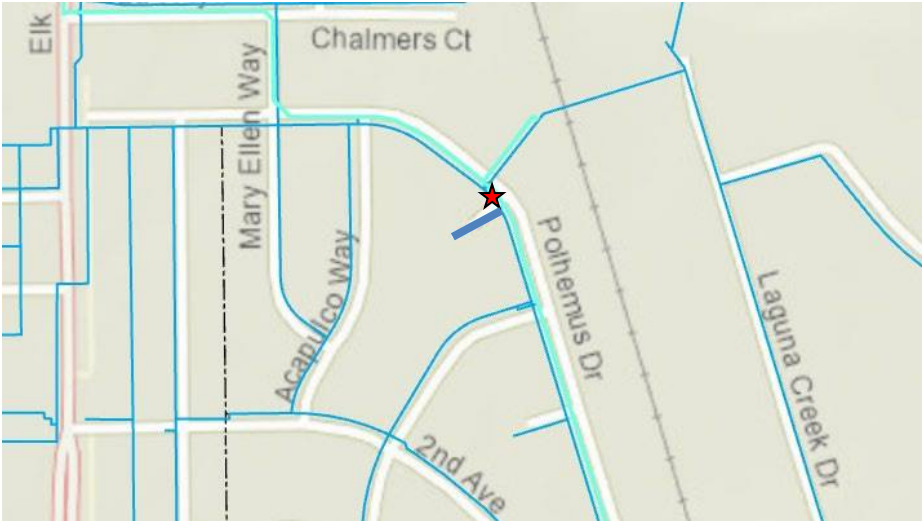
This project installs approximately 140 lineal feet of 8” C900 PVC water main in Glorieta Ct.

JUSTIFICATION

Glorieta Court is currently served by a 4” water main installed in 1975. The material of the water main is asbestos-cement pipe (ACP). EGWD standard construction specifications specify minimum size of water mains to be 8” diameter and the pipe material to be either PVC or ductile iron.

PROJECT LOCATION

The project is located on Glorieta Ct.



- ★ Project Location
- Proposed Water Main
- Existing Water Main

SCHEDULE & STATUS

Engineering is scheduled to occur in FY 24/25 and construction is scheduled to occur in FY 25/26

EXPENDITURE SCHEDULE

(in thousands \$)

Project	Planned Expenditures					Total
	FY22/23	FY23/24	FY24/25	FY25/26	FY26/27	
Glorieta Ct. Water main	0	0	0	48	0	48
with inflation (3%)	0	0	0	53	0	53

Expenditure breakdown: \$3,000 design, \$50,000 construction

FUNDING SOURCES

(in thousands \$)

USER FEES

Capital Repair/Replacement Funds	
▪ Supply / Distribution Improvements	53
Total	53

OPERATING COST IMPACTS

The completion of this project is anticipated to decrease operating costs by replacing an old water main, service lines and tapping saddles that have reached their useful life and are at risks of developing leaks. Based on EGWD’s 2019 Water Loss Audit, the distribution system loses water at a rate of 13.2 CCF per 100 lineal feet of water main. At the current Tier 1 rate of \$1.92, it is estimated that the elimination of future leaks will result in an annual savings of \$35.

USEFUL LIFE: 125 years

Project	La Diana Ct. Water Main
Funding Type	Capital Repair/Replacement Funds
Program	Supply / Distribution Improvements
Priority	4 (Scoresheet - Pg. 154)
Project No.	TBD



PROJECT DESCRIPTION

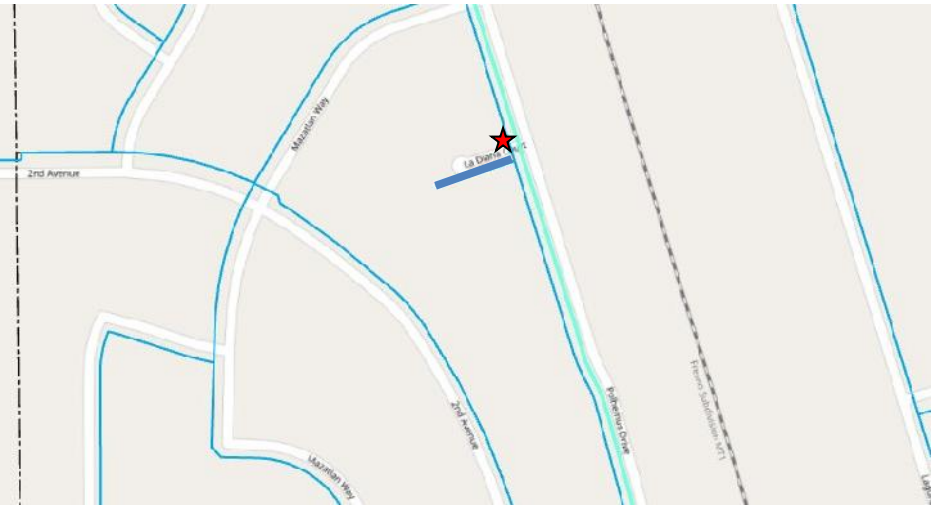
This project installs approximately 145 lineal feet of 8” C900 PVC water main in La Diana Ct.

JUSTIFICATION

La Diana Court is currently served by a 4” water main installed in 1975. The material of the water main is asbestos-cement pipe (ACP). EGWD standard construction specifications specify minimum size of water mains to be 8” diameter and the pipe material to be either PVC or ductile iron.

PROJECT LOCATION

The project is located on La Diana Ct.



- ★ Project Location
- Proposed Water Main
- Existing Water Main

SCHEDULE & STATUS

Engineering is scheduled to occur in FY 24/25 and construction is scheduled to occur in FY 25/26

EXPENDITURE SCHEDULE

(in thousands \$)

Project	Planned Expenditures					Total
	FY22/23	FY23/24	FY24/25	FY25/26	FY26/27	
La Diana Ct. Water Main	0	0	0	51	0	51
with inflation (3%)	0	0	0	56	0	56

Expenditure breakdown: \$3,000 design, \$53,000 construction

FUNDING SOURCES

(in thousands \$)

USER FEES

Capital Repair/Replacement Funds	
▪ Supply / Distribution Improvements	56
Total	56

OPERATING COST IMPACTS

The completion of this project is anticipated to decrease operating costs by replacing an old water main, service lines and tapping saddles that have reached their useful life and are at risks of developing leaks. Based on EGWD’s 2019 Water Loss Audit, the distribution system loses water at a rate of 13.2 CCF per 100 lineal feet of water main. At the current Tier 1 rate of \$1.92, it is estimated that the elimination of future leaks will result in an annual savings of \$35.

USEFUL LIFE: 125 years

Project	Aquarius Ct. Water Mains
Funding Type	Capital Repair/Replacement Funds
Program	Supply / Distribution Improvements
Priority	4 (Scoresheet - Pg. 156)
Project No.	TBD



PROJECT DESCRIPTION

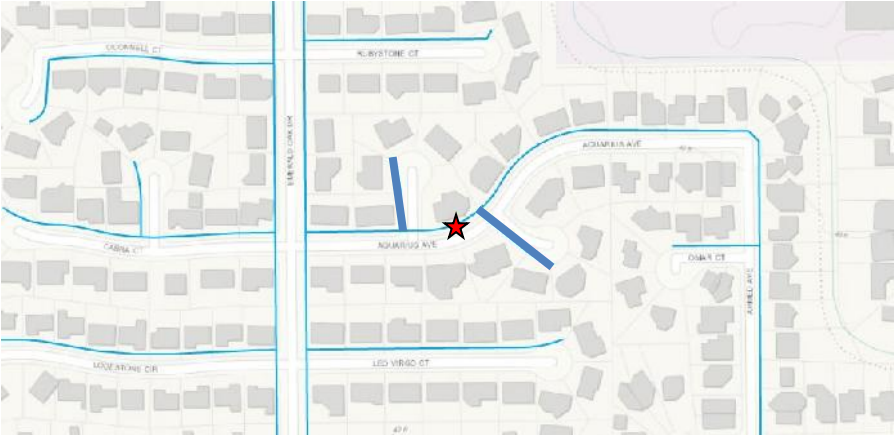
This project installs approximately 360 lineal feet of 8” C900 PVC water main in the courts off Aquarius Ave.

JUSTIFICATION

The courts off Aquarius Ave. are currently served by 4” water mains installed in 1980. The material of the water mains is asbestos-cement pipe (ACP). EGWD standard construction specifications specify minimum size of water mains to be 8” diameter and the pipe material to be either PVC or ductile iron. The new 8” diameter water mains will be connected to 6” ACP that is in good condition, as of 2014. The 6” diameter ACP was also installed in 1980 and therefore has roughly 25 more years of useful life.

PROJECT LOCATION

The project is located on Aquarius Ct.



- ★ Project Location
- Proposed Water Main
- Existing Water Main

SCHEDULE & STATUS

Engineering is scheduled to occur in FY 24/25 and construction is scheduled to occur in FY 25/26.

EXPENDITURE SCHEDULE

(in thousands \$)

Project	Planned Expenditures					Total
	FY22/23	FY23/24	FY24/25	FY25/26	FY26/27	
Aquarius Ct. Water Mains	0	0	0	128	0	128
with inflation (3%)	0	0	0	140	0	140

Expenditure breakdown: \$4,000 design, \$136,000 construction

FUNDING SOURCES

(in thousands \$)

USER FEES

Capital Repair/Replacement Funds	
▪ Supply / Distribution Improvements	140
Total	140

OPERATING COST IMPACTS

The completion of this project is anticipated to decrease operating costs by replacing an old water main, service lines and tapping saddles that have reached their useful life and are at risks of developing leaks. Based on EGWD’s 2019 Water Loss Audit, the distribution system loses water at a rate of 13.2 CCF per 100 lineal feet of water main. At the current Tier 1 rate of \$1.92, it is estimated that the elimination of future leaks will result in an annual savings of \$90.

USEFUL LIFE: 125 years

Project	Storage Tank Coating Repairs
Funding Type	Capital Repair/Replacement Funds
Program	Treatment Improvements
Priority	2 (Scoresheet - Pg. 158)
Project No.	TBD



PROJECT DESCRIPTION

This project performs spot repairs on the interior coating of 2-million-gallon Storage Tank No. 1 at the Railroad Water Treatment Facility (RRWTF).

JUSTIFICATION

Every three (3) years, the Elk Grove Water District (EGWD) performs inspections of the interior and exterior coatings of the two (2) large storage tanks at the RRWTF. In 2020, CSI Services dove and inspected Storage Tanks No. 1 and No. 2. The recommendation from those inspections is to perform spot repairs within the next 4 to 6 years on Storage Tank No. 1 to repair the rust that is developing at the center roof vent. The recommendation for Storage Tank No. 2 is to reinspect the tank interior in 3 years with the focus of the inspection being the condition of the surfaces on the underside of the roof.

PROJECT LOCATION

The address for the RRWTF is 9175 Railroad Street, Elk Grove, California. The assessor’s parcel number is APN 13400500810000.



★ Project Location

SCHEDULE & STATUS

Construction is scheduled for FY 25/26.

EXPENDITURE SCHEDULE

(in thousands \$)

Project	Planned Expenditures					Total
	FY22/23	FY23/24	FY24/25	FY25/26	FY26/27	
Storage Tank Coating Repairs	0	0	0	18	0	18
with inflation (3%)	0	0	0	20	0	20

Expenditure breakdown: \$20,000 construction

FUNDING SOURCES

(in thousands \$)

USER FEES

Capital Repair/Replacement Funds	
▪ Treatment Improvements	20
Total	20

OPERATING COST IMPACTS

The completion of this project is not anticipated to increase or decrease operating costs as the project does not significantly alter the existing facilities or modes of operation.

USEFUL LIFE: 10 years

Project	Storage Tank Interior Repairs
Funding Type	Capital Repair/Replacement Funds
Program	Treatment Improvements
Priority	2 (Scoresheet - Pg. 160)
Project No.	TBD



PROJECT DESCRIPTION

This project performs structural repairs on the interior of the 2 – 2 million-gallon storage tanks at the Railroad Water Treatment Facility (RRWTF).

JUSTIFICATION

Every three (3) years, the Elk Grove Water District (EGWD) performs inspections of the interior and exterior coatings of the two (2) large storage tanks at the RRWTF. In 2022, CSI Services dove and inspected Storage Tanks No. 1 and No. 2. The preliminary recommendation from those inspections is to perform repairs to some structural members above the water line within the next 3 to 5 years on Storage Tank No. 1.

PROJECT LOCATION

The address for the RRWTF is 9175 Railroad Street, Elk Grove, California. The assessor’s parcel number is APN 13400500810000.



★ Project Location

SCHEDULE & STATUS

Construction is scheduled for FY 25/26.

EXPENDITURE SCHEDULE

(in thousands \$)

Project	Planned Expenditures					Total
	FY22/23	FY23/24	FY24/25	FY25/26	FY26/27	
Storage Tank Coating Repairs	0	29	0	0	0	29
with inflation (3%)	0	30	0	0	0	30

Expenditure breakdown: \$5,000 design, \$25,000 construction

FUNDING SOURCES

(in thousands \$)

USER FEES

Capital Repair/Replacement Funds	
▪ Treatment Improvements	30
Total	30

OPERATING COST IMPACTS

The completion of this project is not anticipated to increase or decrease operating costs as the project does not significantly alter the existing facilities or modes of operation.

USEFUL LIFE: 10 years

Project	Media Replacement – RRWTP Filter Vessels
Funding Type	Capital Repair/Replacement Funds
Program	Treatment Improvements
Priority	2 (Scoresheet - Pg. 162)
Project No.	TBD



PROJECT DESCRIPTION

This project replaces the media in the filter vessels of Filter Train D at the Railroad Water Treatment Plant (RRWTP). Each filter train contains two (2) filter vessels, therefore, the total number of filter vessels for media replacement is two (2).

JUSTIFICATION

Filter media used in the filter vessels at the RRWTP is GreensandPlus. As part of the asset management plan, the District has assigned a useful life of 10 years to GreensandPlus. The media in the filter vessels of Filter Train D was installed in year 2012. This project is justified on the basis of the District’s proactive operational practices of preventative maintenance.

PROJECT LOCATION

The address for the RRWTP is 9175 Railroad Street, Elk Grove, California. The assessor’s parcel number is APN 13400500810000.



★ Project Location

SCHEDULE & STATUS

Construction is scheduled for FY 22/23.

EXPENDITURE SCHEDULE

(in thousands \$)

Project	Planned Expenditures					Total
	FY22/23	FY23/24	FY24/25	FY25/26	FY26/27	
Media Replacement – RRWTP Filter Vessels	90	0	0	0	0	90
with inflation (3%)	90	0	0	0	0	90

Expenditure breakdown: no design, 100% construction

FUNDING SOURCES

(in thousands \$)

USER FEES

Capital Repair/Replacement Funds	
▪ Treatment Improvements	90
Total	90

OPERATING COST IMPACTS

The completion of this project is not anticipated to increase or decrease operating costs as the project does not significantly alter the existing facilities or modes of operation.

USEFUL LIFE: 10 years

Project	Media Replacement – HVWTP Filter Vessels
Funding Type	Capital Repair/Replacement Funds
Program	Treatment Improvements
Priority	2 (Scoresheet - Pg. 164)
Project No.	TBD



PROJECT DESCRIPTION

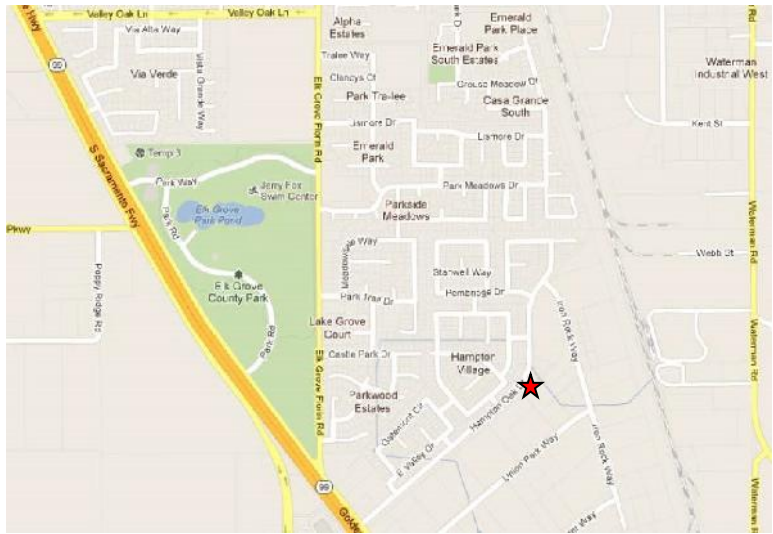
This project replaces the media in the three (3) vertical filter vessels at the Hampton Village Water Treatment Plant (HVWTP).

JUSTIFICATION

Filter media used in the filter vessels at the HVWTP is GreensandPlus. As part of the asset management plan, the District has assigned a useful life of 10 years to GreensandPlus. The media in the filter vessels at HVWTP was installed in year 2015. This project is justified on the basis of the District’s proactive operational practices of preventative maintenance.

PROJECT LOCATION

The address for the HVWTP is 10113 Hampton Oak Dr., Elk Grove, California. The assessor’s parcel number is APN 13407100390000.



★ Project Location

SCHEDULE & STATUS

Construction is scheduled for FY 24/25.

EXPENDITURE SCHEDULE

(in thousands \$)

Project	Planned Expenditures					Total
	FY22/23	FY23/24	FY24/25	FY25/26	FY26/27	
Media Replacement – HVWTP Filter Vessels	0	0	90	0	0	90
with inflation (3%)	0	0	95	0	0	95

Expenditure breakdown: no design, 100% construction

FUNDING SOURCES

(in thousands \$)

USER FEES

Capital Repair/Replacement Funds	
▪ Treatment Improvements	95
Total	95

OPERATING COST IMPACTS

The completion of this project is not anticipated to increase or decrease operating costs as the project does not significantly alter the existing facilities or modes of operation.

USEFUL LIFE: 10 years

Project	PLC – RRWTP Main & Filter Panel
Funding Type	Capital Repair/Replacement Funds
Program	Treatment Improvements
Priority	2 (Scoresheet - Pg. 166)
Project No.	TBD



PROJECT DESCRIPTION

This project replaces the programmable logic controllers (PLC) in the main panel and filter panel at the Railroad Water Treatment Plant (RRWTP).

JUSTIFICATION

The PLCs at the RRWTP are critical pieces of equipment that control the automation of the RRWTP. The PLC's at the RRWTP will be over fifteen years old and have met the end of their useful life as dictated by the District's asset management program. The criticality of these devices demands that they are in good working order. This project is justified as dictated by the asset management plan.

PROJECT LOCATION

The address for the RRWTP is 9175 Railroad Street, Elk Grove, California. The assessor's parcel number is APN 13400500810000.



★ Project Location

SCHEDULE & STATUS

Engineering and construction are scheduled for FY 24/25.

EXPENDITURE SCHEDULE

(in thousands \$)

Project	Planned Expenditures					Total
	FY22/23	FY23/24	FY24/25	FY25/26	FY26/27	
PLC – RRWTP Main & Filter Panel	0	0	53	0	0	53
with inflation (3%)	0	0	60	0	0	60

Expenditure breakdown: design \$10,000, construction \$50,000

FUNDING SOURCES

(in thousands \$)

USER FEES

Capital Repair/Replacement Funds	
▪ Treatment Improvements	60
Total	60

OPERATING COST IMPACTS

The completion of this project is not anticipated to increase or decrease operating costs as the project does not significantly alter the existing facilities or modes of operation.

USEFUL LIFE: 15 years

Project	ChlorTec System Replacements
Funding Type	Capital Repair/Replacement Funds
Program	Treatment Improvements
Priority	2 (Scoresheet - Pg. 168)
Project No.	TBD



PROJECT DESCRIPTION

This project replaces the ChlorTec controls, rectifier, and electrolytic cells at the Railroad Water Treatment Plant (RRWTP).

JUSTIFICATION

The ChlorTec unit is an electrochlorination generator designed to produce a 0.8% solution of sodium hypochlorite from water, salt, and electricity. The generation process is controlled through a programmable logic control and other controls. The ChlorTec unit at the RRWTP has two (2) electrolytic cells which produce the sodium hypochlorite require direct current (DC) electricity from a rectifier. The controls and rectifier have a useful life of twenty (20) years while electrolytic cells have a useful life of around eight (8) years. The controls and rectifier were installed in year 2005 and are due for replacement no later than year 2025. two (2) electrolytic cells. The current electrolytic cells were installed in year 2016 and are due for replacement in year 2024.

PROJECT LOCATION

The address for the RRWTP is 9175 Railroad Street, Elk Grove, California. The assessor's parcel number is APN 13400500810000.



★ Project Location

SCHEDULE & STATUS

Construction is scheduled for FY 22/23.

EXPENDITURE SCHEDULE

(in thousands \$)

Project	Planned Expenditures					Total
	FY22/23	FY23/24	FY24/25	FY25/26	FY26/27	
ChlorTec System Replacements	150	0	0	0	0	150
with inflation (3%)	150	0	0	0	0	150

Expenditure breakdown: no design, 100% construction

FUNDING SOURCES

(in thousands \$)

USER FEES

Capital Repair/Replacement Funds	
▪ Treatment Improvements	150
Total	150

OPERATING COST IMPACTS

The completion of this project is not anticipated to increase or decrease operating costs as the project does not significantly alter the existing facilities or modes of operation.

USEFUL LIFE: 8 years

Project	Chlorine Analyzers Shallow Wells
Funding Type	Capital Improvement Funds
Program	Treatment Improvements
Priority	2 (Scoresheet - Pg. 170)
Project No.	TBD



PROJECT DESCRIPTION

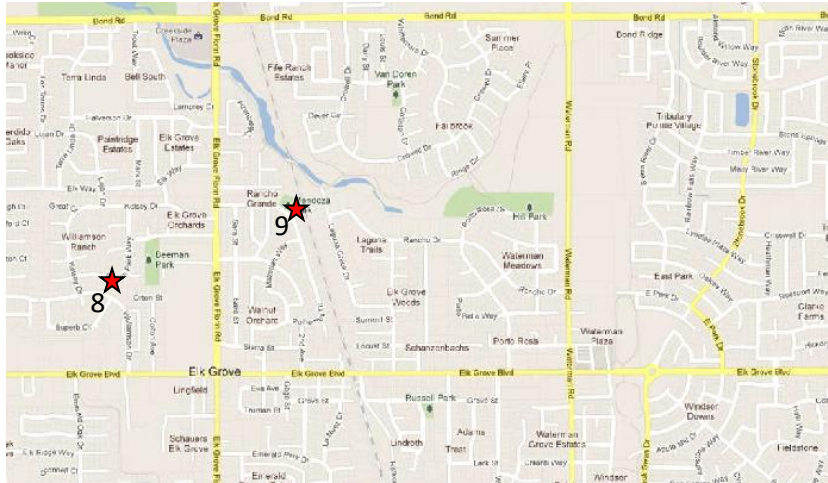
This project installs a chlorine analyzer at each of the two (2) shallow wells and connects the information to the District’s supervisory control and data acquisition (SCADA) system.

JUSTIFICATION

The shallow wells consist of Well 8 and Well 9. The shallow wells pump directly into the water distribution system. To disinfect the water, sodium hypochlorite is injected into the water stream at these two (2) well sites. On one occasion, the chlorine injection pump at Well 9 stopped working resulting in raw water being pumped into the distribution system. A chlorine analyzer at Well 9 would have alerted operations staff that chlorine residual had fallen to zero at that well site, and enabled staff to take more immediate corrective action.

PROJECT LOCATION

The address for Well 8 is 9457 Ranch Park Wy. and Well 9 is 9035 Polhemus Dr., Elk Grove, California. The assessor’s parcel numbers are APN 12504100610000 and APN 12502010160000, respectively.



★ Project Location

SCHEDULE & STATUS

Engineering and construction are scheduled for FY 23/24.

EXPENDITURE SCHEDULE

(in thousands \$)

Project	Planned Expenditures					Total
	FY22/23	FY23/24	FY24/25	FY25/26	FY26/27	
Chlorine Analyzers Shallow Wells	0	68	0	0	0	68
with inflation (3%)	0	70	0	0	0	70

Expenditure breakdown: \$10,000 design, \$60,000 construction

FUNDING SOURCES

(in thousands \$)

USER FEES

Capital Improvement Funds	
▪ Treatment Improvements	70
Total	70

OPERATING COST IMPACTS

The completion of this project is not anticipated to increase or decrease operating costs as the project does not alter the existing facilities or modes of operation.

USEFUL LIFE: 10 years

Project	Back-Up I.T. Servers Replacement
Funding Type	Capital Improvement Funds
Program	Building & Site Improvements/ Vehicles
Priority	2 (Scoresheet - Pg. 172)
Project No.	TBD



PROJECT DESCRIPTION

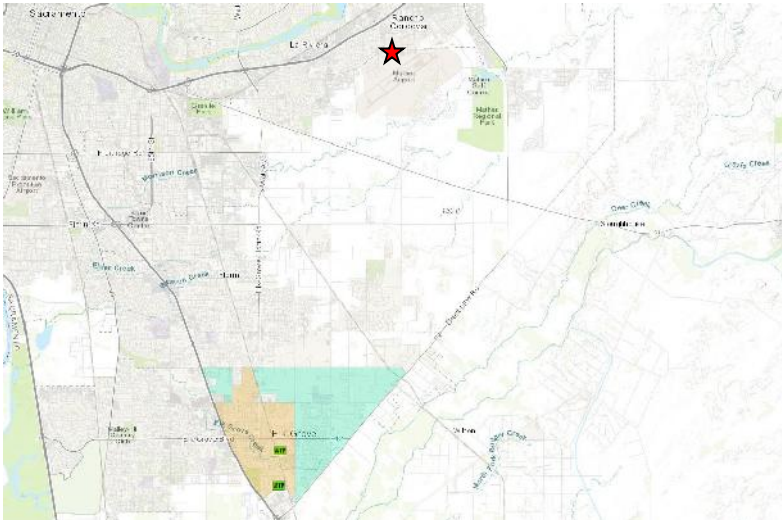
This project purchases and installs three (3) new servers for the District’s offsite disaster recovery facility.

JUSTIFICATION

The District maintains an offsite disaster recovery facility that houses back-up servers which host a copy of all of live information technology servers used by the District. Recently, the now 10-year old back-up servers have begun to fail, while also hosting software infrastructure that is no longer supported by the manufacturer. It is very important to keep the District’s information technology system protected and resilient in a disaster scenario. This project replaces the three (3) back-up servers running the District’s virtual server network environment with new servers running the latest supported software infrastructure.

PROJECT LOCATION

Back-Up Data Center



★ Project Location

SCHEDULE & STATUS

Three (3) servers are planned for purchase and installation in FY 22/23.

EXPENDITURE SCHEDULE

(in thousands \$)

Project	Planned Expenditures					Total
	FY22/23	FY23/24	FY24/25	FY25/26	FY26/27	
Back-up I.T. Server Replacements	30	0	0	0	0	30
with inflation (3%)	30	0	0	0	0	30

Expenditure breakdown: 100% Purchase Cost

FUNDING SOURCES

(in thousands \$)

USER FEES

Capital Improvement Funds	
▪ Building & Site Improvements/Vehicles	30
Total	30

OPERATING COST IMPACTS

The completion of this project is not anticipated to increase or decrease operating costs as the project does not significantly alter the existing facilities or modes of operation.

USEFUL LIFE: 5 years

Project	Backhoe Loader
Funding Type	Capital Improvement Funds
Program	Building & Site Improvements/ Vehicles
Priority	2 (Scoresheet - Pg. 174)
Project No.	TBD



PROJECT DESCRIPTION

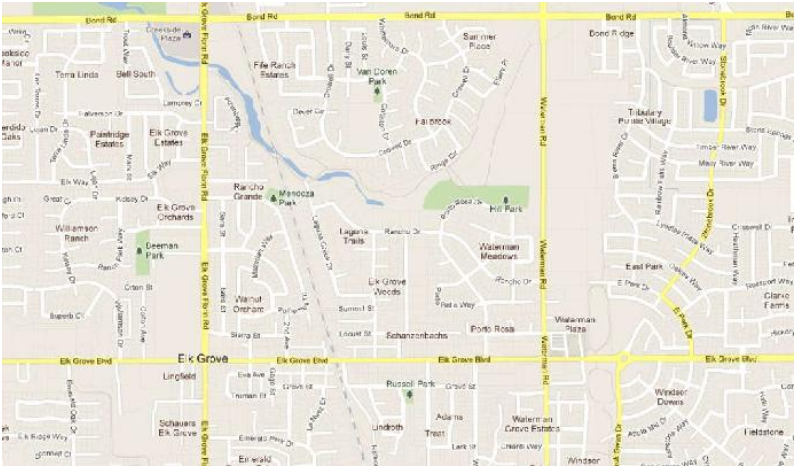
This project purchases an additional backhoe loader so that the District will have two (2) in its fleet.

JUSTIFICATION

The District currently has a 2006 Caterpillar model 420E backhoe loader in its fleet. This backhoe is primarily dedicated to the Utility crew for water main replacement projects. As a result, the Distribution crew must borrow the backhoe from the Utility crew when it needs to perform repair and maintenance work. Based on the average of water main and service line leaks for the past four years, the Distribution crew requires the backhoe for 154.7 hours per year to repair leaks. When the Distribution crew has the backhoe, the Utility crew loses production at an estimated 70% rate of time. This lost production time amounts to \$31,458 per year. In addition, for two (2) weeks out of the year, a backhoe must be rented at a cost of \$2,784 so the District’s backhoe may be serviced and/or repaired. Using these costs and a backhoe purchase price of \$160,000, the payback period on the purchase of the backhoe is 4.7 years. This is a reasonable payback period and the purchase of the backhoe is justified on this basis.

PROJECT LOCATION

This piece of equipment is used in all areas of the Elk Grove Water District.



★ Project Location

SCHEDULE & STATUS

This equipment is scheduled for purchase in FY 23/24.

EXPENDITURE SCHEDULE

(in thousands \$)

Project	Planned Expenditures					Total
	FY22/23	FY23/24	FY24/25	FY25/26	FY26/27	
Backhoe Loader	0	155	0	0	0	155
with inflation (3%)	0	160	0	0	0	160

Expenditure breakdown: 100% purchase

FUNDING SOURCES

(in thousands \$)

USER FEES

Capital Improvement Funds	
▪ Building & Site Improvements/Vehicles	160
Total	160

OPERATING COST IMPACTS

The purchase of this equipment is estimated to increase annual operating costs by \$500 to perform basic maintenance on the additional backhoe.

USEFUL LIFE: 20 years

Project	Truck Replacements
Funding Type	Capital Improvement Funds
Program	Building & Site Improvements/ Vehicles
Priority	2 (Scoresheet - Pg. 176)
Project No.	401



PROJECT DESCRIPTION

This project replaces aging work vehicles with new vehicles.

JUSTIFICATION

Because distances traveled by work trucks are relatively short within the EGWD boundary, the replacement of vehicles in the EGWD truck fleet is primarily predicated on wear and age, and not mileage. EGWD typically keeps trucks for 10 to 12 years. The following are trucks planned for replacement over the next five years.

FY 22/23

No truck purchases.

FY 23/24

Truck 410 – 2009 Ford F550 (28,145 Miles).....Replace w/Ford F650 w/crane and boxes - \$150K

FY 24/25

Truck 403 – 2007 Chevy Tahoe (47,413 Miles).....Replace w/SUV - \$45K

Truck 411 – 2009 Ford F250 Truck (79,479 Miles).....Replace w/Ford F350 (gas) - \$45K

Truck 406 – 2008 Ford Escape, Blue (38,363 Miles).....Replace w/SUV - \$30K

FY 25/26

Truck 404 – 2008 Ford Escape, Gray (82,555 Miles).....Replace w/SUV- \$30K

Truck 409 – 2009 Ford F650 Dump Truck (33,329 Miles).....Replace w/Ford F650 Dump Truck- \$100K

FY 26/27

Truck 412 – 2011 Ford F150 (27,756).....Replace w/Ford F150 - \$45K

Truck 405 – 2007 Ford F550 Dump Truck (26,386 Miles).....Replace w/Ford F650 Dump Truck - \$100K

PROJECT LOCATION

These work vehicles cover all areas of the Elk Grove Water District.

SCHEDULE & STATUS

Refer to the Justification section above for vehicle replacement schedule.

EXPENDITURE SCHEDULE

(in thousands \$)

Project	Planned Expenditures					Total
	FY22/23	FY23/24	FY24/25	FY25/26	FY26/27	
Truck Replacements	0	146	113	119	129	507
with inflation (3%)	0	150	120	130	145	545

*Expenditure breakdown: no design, 100% purchase***FUNDING SOURCES**

(in thousands \$)

USER FEES

Capital Improvement Funds	
▪ Building & Site Improvements/Vehicles	545
Total	545

OPERATING COST IMPACTS

It is anticipated that the purchase of the replacement trucks will decrease maintenance costs by \$2,500 per year by lowering the incidence of repairs needed to keep older trucks operational.

USEFUL LIFE: 10 years

Project	Pavement Repair & Seal Coat - RRWTP
Funding Type	Capital Repair/Replacement Funds
Program	Building & Site Improvements/ Vehicles
Priority	3 (Scoresheet - Pg. 178)
Project No.	TBD



PROJECT DESCRIPTION

This project makes repairs to the asphalt pavement of the Railroad Water Treatment Plant (RRWTP) by filling in cracks with an elastomer product and applying a seal coat to the entire pavement area.

JUSTIFICATION

The asphalt pavement in the RRWTP yard receives high traffic and heavy use. The pavement is in good condition; however, preventative maintenance is necessary to keep it in good condition. Regular maintenance at an interval of every three years is justified on this basis.

PROJECT LOCATION

The address for RRWTP is 9715 Railroad Street, Elk Grove, California. The assessor’s parcel number is APN 13400500810000.



★ Project Location

SCHEDULE & STATUS

Construction is scheduled for FY 24/25.

EXPENDITURE SCHEDULE

(in thousands \$)

Project	Planned Expenditures					Total
	FY22/23	FY23/24	FY24/25	FY25/26	FY26/27	
Pavement Repair & Seal Coat – RRWTP	0	0	23	0	0	23
with inflation (3%)	0	0	25	0	0	25

Expenditure breakdown: no design, \$25,000 construction

FUNDING SOURCES

(in thousands \$)

USER FEES

Capital Repair/Replacement Funds	
▪ Building & Site Improvements/Vehicles	25
Total	25

OPERATING COST IMPACTS

The completion of this project is not anticipated to increase or decrease operating costs.

USEFUL LIFE: 3 years

Project	Unforeseen Capital Projects
Funding Type	Unforeseen Capital Projects Funds
Program	Unforeseen Capital Projects
Priority	N/A
Project No.	TBD



PROJECT DESCRIPTION

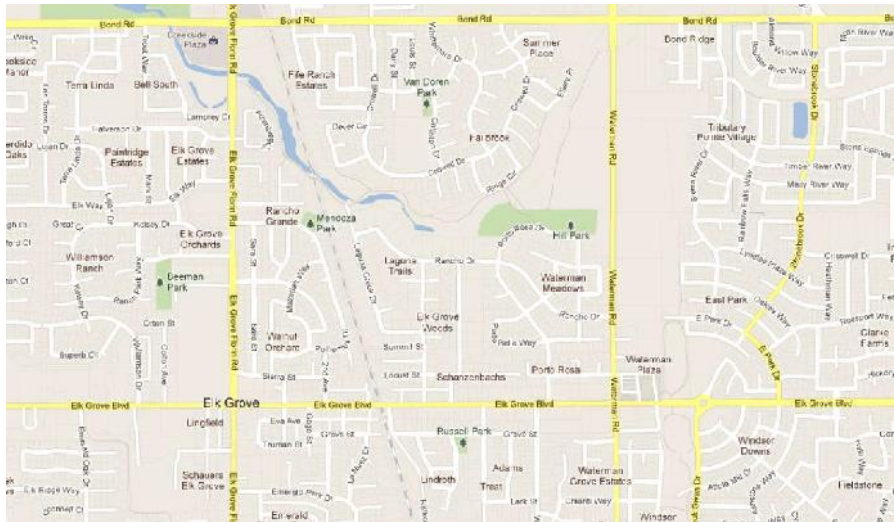
This project provides reserve funds for unforeseen future capital projects.

JUSTIFICATION

The purpose of the capital improvement program is to plan and fund capital projects in advance of the projects’ needed design and construction date. The unforeseen capital projects program provides the Elk Grove Water District with a safety net for funding future capital projects that are not included in the CIP planning process. In some cases, these unforeseen capital projects may be the result of emergencies that have occurred in the district.

PROJECT LOCATION

Project locations are unknown at this time and therefore not shown.



★ Project Location

SCHEDULE & STATUS

Engineering, design, and construction associated with the unforeseen capital projects program are unknown.

EXPENDITURE SCHEDULE

(in thousands \$)

Project	Planned Expenditures					Total
	FY22/23	FY23/24	FY24/25	FY25/26	FY26/27	
Unforeseen Capital Projects	100	100	100	100	100	500
no inflation used	100	100	100	100	100	500

Expenditure breakdown: \$50,000 design, \$450,000 construction

FUNDING SOURCES

(in thousands \$)

USER FEES

Unforeseen Capital Projects Funds	
▪ Unforeseen Capital Projects	500
Total	500

OPERATING COST IMPACTS

It is not known if the completion of projects associated with the unforeseen capital projects program will increase or decrease operating costs.

USEFUL LIFE: Unknown

This page intentionally left blank.

APPENDIX A – PROJECT LIST BY PRIORITY

Priority	PROJECT NAME	Priority Score
1	Well Rehabilitation Program <i>pg. 10</i>	91
1	Derr St. Water Main Looping <i>pg. 12</i>	91
1	School/Locust Water Main <i>pg.14</i>	91
2	Locust/Summit Alley Water Main <i>pg.6</i>	84
2	Elk Grove Blvd/Grove St. Alley Water Main <i>pg. 18</i>	84
2	Locust St./Elk Grove Blvd. Alley/Derr St. Water Main <i>pg. 20</i>	84
2	Locust/Elk Grove Blvd. Main <i>pg. 22</i>	82
2	Back-Up I.T. Server Replacement <i>pg. 84</i>	81
2	2nd Ave./Mazatlan Way Water Main <i>pg. 24</i>	79
2	Adams St. Water Main <i>pg. 26</i>	76
2	Storage Tank Interior Repairs <i>pg. 72</i>	75
2	Backhoe Loader <i>pg. 86</i>	75
2	Storage Tank Coating Repairs <i>pg. 70</i>	75
3	Grove St. Water Main <i>pg. 28</i>	74
3	Elk Grove Florin-Frontage Rd. Water Main <i>pg. 30</i>	74
3	Kilkenny Ct. Water Main <i>pg. 32</i>	74
3	Leo Virgo Ct. Water Main <i>pg. 34</i>	74
3	Plaza Park Dr. Water Main <i>pg. 36</i>	74
3	Durango Wy. Water Main <i>pg. 38</i>	74
3	Sierra St. Service Line Replacements <i>pg. 40</i>	73
3	Lark St. Water Main <i>pg. 42</i>	73
2	Media Replacement - RRWTP Filter Vessels <i>pg. 74</i>	71
2	Media Replacement - HWWTP Filter Vessels <i>pg. 76</i>	71
2	PLC - RRWTP Main & Filter Panel <i>pg. 78</i>	71
2	ChlorTec System Replacements <i>pg. 80</i>	71
2	Truck Replacements <i>pg. 88</i>	71
2	Chlorine Analyzers Shallow Wells <i>pg. 82</i>	70
3	Mazatlan Way Water Main <i>pg. 44</i>	68
3	Webb St. Water Main <i>pg. 46</i>	68
3	2nd Ave. Water Main <i>pg. 48</i>	64
3	Pavement Repair & Seal Coat - RRWTP <i>pg. 90</i>	61
4	Grove St./Elk Grove Blvd. Water Main <i>pg. 50</i>	57
4	Halverson Dr. Water Main <i>pg. 52</i>	57
4	Railroad Corridor Water Line <i>pg. 54</i>	55
4	Cadura Circle Water Main Looping <i>pg. 56</i>	54
4	Aizenberg Cir. Water Main Looping <i>pg. 58</i>	54
4	Transmission Main Brinkman Ct. (Cost Share) <i>pg. 60</i>	50
4	Elk Grove Shopping Center Water Main <i>pg. 62</i>	40
4	Glorieta Ct. Water Main <i>pg. 64</i>	36
4	La Diana Ct. Water Main <i>pg. 66</i>	36
4	Aquarius Ct. Water Main <i>pg. 68</i>	36

This page intentionally left blank.

APPENDIX B – CIP PRIORITY RANKING CRITERIA SCORE SHEETS

▪ **FY 2023-27 WATER SUPPLY / TREATMENT IMPROVEMENT PROJECTS**

- Well Rehabilitation Program
- Derr St. Water Main Looping
- School St. /Locust Water Main
- Locust/Summit Alley Water Main
- Elk Grove Blvd/Grove St. Alley Water Main
- Locust St./Elk Grove Blvd Alley/Derr St. Water Main
- Locust/Elk Grove Blvd. Water Main
- 2nd Ave. Mazatlan Way Water Main
- Adams St. Water Main
- Grove St. Water Main
- Elk Grove Florin-Frontage Rd. Water Main
- Kilkenny Ct. Water Main
- Leo Virgo Ct. Water Main
- Plaza Park Dr. Water Main
- Durango Wy. Water Main
- Sierra St. Service Line Replacements
- Lark St. Water Main
- Mazatlan Way Water Main
- Webb St. Water Main
- 2nd Ave. Water Main
- Grove St./Elk Grove Blvd. Water Main
- Halverson Dr. Water Main
- Railroad Corridor Water Line
- Cadura Circle Water Main Looping
- Aizenberg Cir. Water Main
- Transmission Main Brinkman Ct. (Cost Share)
- Elk Grove Shopping Center Water Main
- Glorieta Ct. Water Main
- La Diana Ct. Water Main
- Aquarius Ct. Water Main
- Storage Tank Coating Repairs
- Storage Tank Interior Repairs
- Media Replacement – RRWTP Filter Vessels
- Media Replacement – HVWTP Filter Vessels
- PLC – RRWTP Main & Filter Panel
- ChlorTec System Replacements
- Chlorine Analyzers Shallow Wells

▪ **FY 2023-27 BUILDING & SITE IMPROVEMENT/VEHICLES PROJECTS**

- Back-Up I.T. Server Replacements
- Backhoe Loader
- Truck Replacements
- Pavement Repair & Seal Coat – RRWTP

June 21, 2022

TO: Chair and Directors of the Florin Resource Conservation District
FROM: Stefani Phillips, Human Resources Administrator
SUBJECT: **ELK GROVE WATER DISTRICT EMPLOYEE POLICY MANUAL AMENDMENT**

RECOMMENDATION

It is recommended that the Florin Resource Conservation District Board of Directors adopt Resolution No. 06.21.22.02, amending the 2019 Elk Grove Water District Employee Policy Manual, Section 4.2.5, Cost of Living Adjustment.

SUMMARY

Staff has prepared amendments to the Elk Grove Water District Employee Policy Manual (Employee Manual) to be effective July 1, 2022. The Florin Resource Conservation District (District) Board of Directors (Board) wishes to revise Section 4.2.5, Cost of Living Adjustment (COLA), to reference the indices All Cities CPI – U, Western CPI – U, and San Francisco CPI-U.

By this action, the Board would adopt Resolution No. 06.21.22.02, amending the Employee Manual, Section 4.2.5, Cost of Living Adjustment.

DISCUSSION

Background

On June 9, 2022, the Board took action directing staff to prepare amendments to Employee Manual, Section 4.2.5, Cost of Living Adjustment. The Employee Manual prescribes that the COLA may be made annually at the determination and discretion of the Board. The COLA is currently calculated by averaging the All Cities CPI-W, Western CPI-W, and San Francisco CPI-W. For the past four (4) years, District staff inadvertently used the CPI-U instead of the CPI-W when determining COLAs. In researching the differences between CPI-W and CPI-U, staff has learned that the CPI-W is an old index that is mostly used for calculating social security COLAs. Conversely, the CPI-U is used more broadly throughout government applications. Since the CPI-U index has become the more widely used index in government applications, staff recommends using the CPI-U index for this year's COLA determination and all future years.

It has been the District's practice to use the April CPI as the index to determine COLAs. Using the April CPI for the COLA allows staff to properly calculate and budget for salary increases effective July 1 of each fiscal year.

ELK GROVE WATER DISTRICT EMPLOYEE POLICY MANUAL AMENDMENT

Page 2

On June 9, 2022, the Board directed staff to return with a policy amendment at the next regular board meeting to use the CPI-U index instead of the CPI-W index when calculating future District COLAs.

Present Situation

Staff is providing the proposed amendments (Attachment 1) to the Employee Manual, Section 4.2.5, Cost of Living Adjustment.

If approved, the Board would adopt Resolution No. 06.21.22.02, amending the 2019 Elk Grove Water District Employee Policy Manual, Section 4.2.5, Cost of Living Adjustment.

ENVIRONMENTAL CONSIDERATIONS

There are no direct environmental considerations associated with this report.

STRATEGIC PLAN CONFORMITY

Updating Board policies and the Elk Grove Water District Employee Policy Manual provides the Board the ability to maintain and oversee compliance of operations and thereby conforms with Strategic Goal No. 1, Governance and Customer Engagement, of the Strategic Plan 2020-2025.

FINANCIAL SUMMARY

There is no direct financial impact related to the Elk Grove Water District Employee Policy Manual amendment.

Respectfully submitted,



STEFANI PHILLIPS,
HUMAN RESOURCES ADMINISTRATOR

Attachment

RESOLUTION NO. 06.21.22.02

A RESOLUTION OF THE FLORIN RESOURCE CONSERVATION DISTRICT BOARD OF DIRECTORS AMENDING THE 2019 ELK GROVE WATER DISTRICT EMPLOYEE POLICY MANUAL, SECTION 4.2.5 COST OF LIVING ADJUSTMENT.

WHEREAS, the Florin Resource Conservation District (District) is a Resource Conservation District organized pursuant to Division 9 of the California Public Resources Code, Sections 9001, et seq. (Resource Conservation Law);

WHEREAS, the District is formed for the purposes delineated in the Public Resources Code Section 9001 and all things necessary to carry out the provisions of the Resource Conservation Law and adopted District Bylaws;

WHEREAS, the District's 2019 Elk Grove Water District Employee Policy Manual was adopted on June 19, 2019;

WHEREAS, sub-section 4.2.5 Cost of Living Adjustment currently states the COLA is generally based on the average of the CPI of All Cities CPI-W, Western CPI-W, and San Francisco CPI-W; and

WHEREAS, the District wishes to amend the provision to state the COLA is generally based on the average of the CPI of All Cities CPI-U, Western CPI-U, and San Francisco CPI-U; and

NOW THEREFORE, THE FLORIN RESOURCE CONSERVATION DISTRICT BOARD OF DIRECTORS, DOES HEREBY RESOLVE:

SECTION 1. The Board of Directors hereby adopts the foregoing recitals as true and correct and incorporates them herein by reference.

SECTION 2. The Board of Directors hereby adopts Resolution No. 06.21.22.02 amending the Elk Grove Water District Employee Policy Manual, Section 4.2.5 Cost of Living Adjustment, attached hereto as Exhibit "A".

SECTION 3. The Board Secretary shall certify to the adoption of this Resolution.

SECTION 4. This Resolution shall take effect July 1, 2022.

PASSED, APPROVED, AND ADOPTED this 21st day of June, 2022.

AYES:
NOES:
ABSENT:
ABSTAIN:

Sophia Scherman
Chair

Attest:

Stefani Phillips
Board Secretary

Approved as to form:

Richard E. Nosky
District Legal Counsel

EXHIBIT “A”

**“2019 ELK GROVE WATER DISTRICT EMPLOYEE POLICY MANUAL, SECTION 4.2.5
COST OF LIVING ADJUSTMENT”**

[Attached behind this cover page]

4.2.5 Cost of Living Adjustment

Cost of living adjustments (COLA) may be made annually at the determination and discretion of the Board of Directors. The COLA is generally based on the average of the All Cities CPI – U, Western CPI – U, and San Francisco CPI-U.

COLAs shall be used in computing all salary related costs and shall be effective on a date designated by the Board of Directors.

4.2.5 Cost of Living Adjustment

Cost of living adjustments (COLA) may be made annually at the determination and discretion of the Board of Directors. The COLA is generally based on the average of the All Cities CPI – ~~WU~~, Western CPI – ~~WU~~, and San Francisco CPI-~~WU~~.

COLAs shall be used in computing all salary related costs and shall be effective on a date designated by the Board of Directors.

June 21, 2022

TO: Chair and Directors of the Florin Resource Conservation District

FROM: Patrick Lee, Finance Manager/Treasurer

SUBJECT: **FLORIN RESOURCE CONSERVATION DISTRICT/ELK GROVE WATER DISTRICT FISCAL YEAR 2022-23 OPERATING BUDGET**

RECOMMENDATION

It is recommended that the Florin Resource Conservation District Board of Directors adopt Resolution No. 06.21.22.03, approving the proposed Florin Resource Conservation District/Elk Grove Water District Fiscal Year 2022-23 Operating Budget projecting revenues of \$15.873 million and expenses of \$16.433 million and appropriating \$0.560 million from operating reserves to fund expenses in excess of revenues for Fiscal Year 2022-23.

SUMMARY

The Florin Resource Conservation District/Elk Grove Water District (District) staff, guided by the District Board of Directors (Board), has developed the Fiscal Year (FY) 2022-23 Operating Budget (Budget) for the Board's consideration.

By this action, the Board would adopt Resolution No. 06.21.22.03, adopting the District FY 2022-23 Operating Budget projecting revenues of \$15.873 million, expenses of \$16,433 million, and appropriating \$0.560 million from operating reserves to fund expenses in excess of revenues for FY 2022-23.

DISCUSSION

Background

The District has a fiscal year that runs from July 1 to June 30. Staff initiated a process in April to prepare the Budget which should be adopted by June 30 of each fiscal year. The District held a public meeting on April 26, 2022 with the Board to review a proposed Budget development worksheet. Staff incorporated comments received from that public meeting into the Budget development worksheet.

At the May 17, 2022 regular board meeting, staff presented updated Budget development worksheets to the Board. The Board directed staff to return with additional updates to the Budget development worksheets at a special board meeting on June 9, 2022. At the June 9, 2022 special board meeting, the Board approved for inclusion into the Budget a

**FLORIN RESOURCE CONSERVATION DISTRICT/ELK GROVE WATER DISTRICT
FISCAL YEAR 2022-23 OPERATING BUDGET**

Page 2

2.0% revenue rate increase effective January 1, 2023, and a 7.20% COLA based on the average of the April 2022 All Cities CPI-U, Western CPI-U and San Francisco CPI-U indices effective July 1, 2022.

Present Situation

Staff is presenting the FY 2022-23 Operating Budget to the Board for consideration and adoption.

ENVIRONMENTAL CONSIDERATIONS

There are no direct environmental considerations associated with this report.

STRATEGIC PLAN CONFORMITY

This item, and all other budget related activities, conforms to the FRCD/EGWD's 2020-25 Strategic Plan. Adoption of an annual Budget is specifically identified as a goal in the Fiscal Responsibility section of the Strategic Plan.

FINANCIAL SUMMARY

The District's proposed budget for FY 2022-23 projects total operating revenues of approximately \$15.873 million and total expenses of approximately \$16.433 million including Capital Improvement and Capital Repair & Replacement Reserve contributions of approximately \$1.683 million. The projected expenses in excess of revenues are approximately \$0.560 million, which would be funded from operating reserves carried over from prior years.

Despite many non-discretionary cost increases, staff undertook efforts to find cost reductions as well as minimize increases and these are reflected in the FY 2022-23 budget. The budget has a decrease in total expenditures of \$4.254 million (20.56%) from the adopted budget for FY 2021-22, which is due mainly to the purchase and tenant improvements of the District's new administration office building in FY 2021-22. The major highlights are listed below, and comparisons made are against the budgeted amounts for FY 2021-22:

**FLORIN RESOURCE CONSERVATION DISTRICT/ELK GROVE WATER DISTRICT
FISCAL YEAR 2022-23 OPERATING BUDGET**

Page 3

- Revenues are budgeted at \$15.873 million, an increase of \$157,291 (1.00%) from prior year's budget based on the following assumptions:
 - A 2.0% revenue rate adjustment effective January 1, 2023. The 2018 Water Rate Study adopted by the Board on July 18, 2018 recommended a 3.0% revenue rate adjustment effective January 1, 2023.
 - Consumption levels based on the most recent 12-month period through the end of March 31, 2022.
 - An Increase in the number of accounts based on the most recent billing cycle through the end of March 31, 2022.
 - A 10% conservation factor in residential revenues due to the unknown nature of current drought conditions for FY 2022-23.
 - A 5% conservation factor in non-residential revenues due to the unknown nature of drought conditions for FY 2022-23.

- Total Salaries and Benefits are budgeted at \$4.848 million, an increase of \$227,932 (4.93%) from prior year's budget mainly due to:
 - Merit increases and promotions for eligible employees.
 - Estimated 6% increase in medical premiums for all employees who have not yet reached the medical subsidy cap. A 2% increase for all employees who have met the District's medical subsidy cap.
 - Cost of living adjustments of 7.20% for FY 2022-23.

- Seminars, Conventions and Travel are budgeted at \$40,393, a decrease of \$2,216 (5.20%) from prior year's budget due the 2023 CSMFO conference being held in Sacramento resulting in no travel and lodging costs.

- Office and Operational costs are budgeted at \$1.402 million, an increase of \$50,798 (3.76%) from prior year's budget mainly due to:
 - An increase in insurance premiums as projected by Association of California Water Agencies/Joint Powers Insurance Authority of \$19,000 for all programs.
 - A decrease in Building Maintenance of \$33,680 (28.42%) as a result of moving into a new administration building.
 - An increase in Equipment Maintenance of \$39,600 (36.84%) for upkeep on heavy equipment used for CIP projects.
 - An increase in fuel of \$21,750 (47.83%) due to the rising cost of fuel.

**FLORIN RESOURCE CONSERVATION DISTRICT/ELK GROVE WATER DISTRICT
FISCAL YEAR 2022-23 OPERATING BUDGET**

Page 4

- A decrease in non-CIP related Materials of \$27,000 (22.13%) due to prior years purchase of materials to complete hydrant valve changeouts.
- An increase in Meters of \$46,000 (51.11%) due to anticipated new meters related to new development in SA2.
- An increase in permits of \$21,950 (32.26%) due to an increase in permit fees to the City of Elk Grove for CIP projects.
- A decrease in software updates of \$60,859 (29.38%) due to the completion of the document management project in FY 2022.
- Purchased Water is budgeted at \$3.455 million, a decrease of \$56,059 (1.60%) from prior year's budget due mainly to:
 - An estimated 3.3% rate increase in the wholesale water rate as provided by the Sacramento County Water Agency offset by a projected 10% reduction in water use due to unknown drought and conservation factors.
- Total Outside Services are budgeted at \$1.077 million, a decrease of \$73,326 (6.37%) from prior year's budget due mainly to:
 - A decrease in Water Conservation Services of \$30,000 (100.00%) due to the District anticipating using inhouse staff to enforce any conservation requirements in FY 2023.
 - A decrease in Legal Services of \$30,000 (17.14%) due to no anticipated major legal matters.
 - A decrease in Financial Consultants of \$10,000 (100.00%) due to the 2016 bond arbitrage calculation being completed in FY 2022.
- Total Equipment Rent, Taxes and Utility are budgeted at \$499,674, a decrease of \$62,066 (11.05%) from prior year's budget due mainly to:
 - A decrease in Occupancy of \$66,000 (100.00%) due to the end of the leaseback of 9257 Elk Grove Blvd because the District will be moving into its new administration building.
- Capital Improvement Funding includes contributions to the Repair & Replacement Reserve, as well as the Capital Improvement Reserve for a total of \$1.683 million. This represents a decrease of \$4.310 million (71.92%) from prior year's budget due to the completion of the District's new administrative building project.


**FLORIN RESOURCE CONSERVATION DISTRICT/ELK GROVE WATER DISTRICT
FISCAL YEAR 2022-23 OPERATING BUDGET**

Page 5

- Bond interest expenses will decrease by \$119,295 (8.27%) while bond principal retirements will increase by \$120,000 (4.92%).
- There are three (3) Board member seats up for election in FY 2023. The District has budgeted \$250,000 for potential election costs.
- This budget anticipates capitalizing \$459,089 of Salaries and Benefits for capital improvements constructed by the Distribution and Utility Divisions, which are funded in the Five-Year Capital Improvement Program. Capitalized labor is estimated at 60% of the total salaries and benefits of the Utility Division.
- The budget, as recommended, will meet bond covenant requirements as follows:
 - Covenant – 1.29 (1.15 required)
- The Board will adopt a Five-Year Capital Improvement Program (CIP) which only appropriates funding for the CIP projects scheduled in FY 2022-23.
- The District will be receiving American Rescue Plan Act funds from the City of Elk Grove in the amount of \$221,000 for the Elk Grove Blvd/Grove Street Alley Water Main project in FY 2022-23.

The District FY 2022-23 Operating Budget (attached) contains many schedules and graphs detailing the proposed budget. Staff is recommending that the Board of Directors adopt Resolution No. 06.21.22.03, adopting the District FY 2022-23 Operating Budget.

Respectfully submitted,



PATRICK LEE
FINANCE MANAGER/TREASURER

Attachment

RESOLUTION NO. 06.21.22.03

A RESOLUTION OF THE FLORIN RESOURCE CONSERVATION DISTRICT BOARD OF DIRECTORS APPROVING THE PROPOSED FLORIN RESOURCE CONSERVATION DISTRICT/ELK GROVE WATER DISTRICT FISCAL YEAR 2022-23 OPERATING BUDGET PROJECTING REVENUES OF \$15.873 MILLION AND EXPENSES OF \$16.433 MILLION AND APPROPRIATING \$0.560 MILLION FROM OPERATING RESERVES TO FUND EXPENSES IN EXCESS OF REVENUES FOR FISCAL YEAR 2022-23.

WHEREAS, the Florin Resource Conservation District (FRCD) is a Resource Conservation District organized pursuant to Division 9 of the California Public Resources Code, Sections 9001, et seq. (Resource Conservation Law); and

WHEREAS, the FRCD is formed for the purposes delineated in the Public Resources Code Section 9001 and all things necessary to carry out the provisions of the Resource Conservation Law and adopted District Bylaws; and

WHEREAS, the FRCD has held several public meetings to review the proposed revenues and expenses for the Florin Resource Conservation District/Elk Grove Water District (District) for the Fiscal Year (FY) July 1, 2022, through June 30, 2023; and

WHEREAS, the 2018 Water Rate Study adopted by the Board on July 18, 2018, recommends a 3.0% revenue rate adjustment effective January 1, 2023; and

WHEREAS, the District FY 2022-23 Operating Budget reflects a 2.0% revenue rate adjustment effective January 1, 2023; and

WHEREAS, the District FY 2022-23 Operating Budget reflects a 7.20% cost of living adjustment effective July 1, 2022; and

WHEREAS, the District Board of Directors (Board) has received and considered the District's FY 2022-23 Operating Budget submitted by the Finance Manager/Treasurer on June 21, 2022.

NOW, THEREFORE, THE FLORIN RESOURCE CONSERVATION DISTRICT BOARD OF DIRECTORS DOES HEREBY RESOLVE:

SECTION 1. The Board hereby adopts the foregoing recitals as true and correct and incorporates them herein by reference.

SECTION 2. The Board hereby approves the total revenues of \$15,873,385, total expenses of \$16,433,340, and appropriating \$559,955 from operating reserves to fund expenses in excess of revenues for the Florin Resource Conservation District/Elk Grove Water District FY 2022-23 Proposed Operating Budget.

SECTION 3. The Board hereby authorizes the General Manager to redistribute allocated budgeted amounts between line items within the budget categories.

SECTION 4. The Board hereby approves the FY 2022-23 Rate and Fee Schedule which includes a 2.0% revenue rate adjustment effective January 1, 2023.

SECTION 5. The Board hereby approves the FY 2022-23 Salary Schedule which includes a 7.20% cost of living adjustment.

SECTION 6. The Board hereby adopts the Florin Resource Conservation District/Elk Grove Water District Fiscal Year 2022-23 Operating Budget, attached hereto as Exhibit "A" and made a part hereof.

SECTION 7. The Board Secretary shall certify to the adoption of this Resolution.

SECTION 8. This Resolution shall take effect immediately upon its adoption.

PASSED, APPROVED AND ADOPTED by the Florin Resource Conservation District Board of Directors on this 21st day of June 2022 by the following vote:

AYES:

NOES:

ABSENT:

ABSTAIN:

Sophia Scherman
Chair

ATTEST:

Stefani Phillips
Board Secretary

APPROVED AS TO FORM:

Ren Nosky
General Counsel

EXHIBIT “A”

**“FLORIN RESOURCE CONSERVATION DISTRICT/ELK GROVE WATER
DISTRICT FY 2022-23 PROPOSED OPERATING BUDGET”**

[Attached behind this cover page]



Fiscal Year 2022-23
Operating Budget



Florin Resource Conservation District/Elk Grove Water District

9257 Elk Grove Boulevard

Elk Grove, CA 95624

(916) 685-3556

www.egwd.org

Board of Directors

Sophia Scherman, Chair

Tom Nelson, Vice-Chair

Paul Lindsay, Director

Lisa Medina, Director

Elliot Mulberg, Director

Appointed Official

Bruce Kamilos, General Manager

Leadership Team

Stefani Phillips, Human Resources Administrator/Board Secretary

Patrick Lee, Finance Manager/Board Treasurer

Donella Murillo, Finance Supervisor

Travis Franklin, Program Manager

Steve Shaw, Water Treatment Supervisor

Sean Hinton, Water Distribution Supervisor

Alan Aragon, Water Distribution Supervisor

GOVERNING VALUES

Board members and employees of the Florin Resource Conservation District and Elk Grove Water District commit to the following values:

- **Transparency:** We recognize that transparency is the foundation of good governance. We are committed to openness and accountability in all District endeavors.
- **Leadership:** We are a team. The community is supported through mutual cooperation and respect. Great ideas come from many sources and we listen with an open mind.
- **Caring:** We care about the quality of our water, we care about our customers' satisfaction and we care about the quality of the working environment.
- **Integrity:** We are honest with one another, with our customers and with our industry partners. We maintain a quality operation that is fiscally sound and forthright. We want the trust and respect of our community and ratepayers.
- **Professionalism:** We are committed to standards of excellence, accuracy, and superior conduct.
- **Vision:** We recognize that decisions we make today impact the future of this District and our community. We value our community's natural resources and actively seek ways to improve our services through local control and stewardship.



TABLE OF CONTENTS

INTRODUCTORY SECTION

Budget Transmittal Letter.....	3
About the Florin Resource Conservation District/Elk Grove Water District.....	5
Strategic Goals.....	7
Industry Analysis and Current Status.....	10
Financial Policies.....	12
Budget Process.....	15
FY 2022-23 Budget Preparation Timeline.....	17
EGWD by the Numbers.....	18
GFOA Distinguished Budget Presentation Award.....	19
FY 2022-23 Budget Adoption Resolution.....	20

FISCAL YEAR 2022-23 BUDGET OVERVIEW

Summary of Revenues and Expenses.....	23
Summary of Net Position Activity.....	24
Budget Highlights FY 2022-23.....	26

REVENUE SECTION

Budgeted Revenues by Category.....	30
Major Revenue Sources.....	31
Revenue Detail.....	34

EXPENSE SECTION

Budgeted Expenses by Category.....	36
Salaries and Benefits.....	37
Seminars, Conventions and Travel.....	40
Office & Operational and Purchased Water.....	41
Outside Services.....	44
Equipment Rents, Taxes and Utilities.....	45
Non-Operating Expenses (Revenues).....	46
Capital Expenditures	47
Fiscal Year 2022-23 Capital Projects Listing.....	48

ORGANIZATIONAL AND BUDGET SUMMARIES BY DEPARTMENT

Organizational Chart51
FTE Listing.....52
Jurisdictional Comparison53
Expenses by Department.....54
Summary by Department.....54
Office of the General Manager.....55
Human Resources Department.....57
Program Manager Department.....59
Finance and Administrative Departments.....61
Technical Services Department.....64
Information Technology.....66
Operations Department.....68

LONG-TERM INDEBTEDNESS, REVENUE BONDS AND BOND COVENANT RATIO

Long-Term Debt Obligations.....73
Bond Covenant Ratio Requirements.....74

FISCAL YEAR 2022-23 RATES AND FEES SCHEDULE

Rates and Fees Schedule.....77

FISCAL YEAR 2022-23 SALARY SCHEDULE

Salary Schedule.....81
Acronyms & Glossary of Terms.....92

Florin Resource Conservation District/Elk Grove Water District
Fiscal Year 2022-23 Operating Budget



To: Florin Resource Conservation District Board of Directors
From: Bruce Kamilos, General Manager
Date: June 21, 2022
Subject: **FLORIN RESOURCE CONSERVATION DISTRICT/ELK GROVE WATER DISTRICT
FY 2022-23 PROPOSED OPERATING BUDGET**

For your consideration, I respectfully submit the annual Florin Resource Conservation District/Elk Grove Water District (District) Proposed Operating Budget for the fiscal year beginning July 1, 2022. This proposed operating budget reflects a collaborative effort between staff and the Board of Directors, as well as allowing for input from the public during several meetings.

As the District continues its recovery from the COVID-19 pandemic, Fiscal Year (FY) 2021-22 proved to be challenging as the District dealt with the increase in the number of customer accounts in arrearages and an overall increase in operating and capital costs as a result of high inflation due to the economic fallout of the pandemic. To assist District customers who were struggling financially, the District applied for and received funding through the State Water Resources Control Boards Arrearages Program to cover eligible customer arrearages to help relieve some of the burden.

As things begin to return to a more “normal” state, the District has resumed full operations including capital related work that was placed on hold due to pandemic constraints and the restoration of water shutoffs. Field operations have also returned to full operations with crews picking up right where they left off before the pandemic performing necessary maintenance and repair work to District infrastructure.

In terms of prudently managing the District’s finances, the District was able to stave off rate increases for 2 years beginning in 2019 and 2020, and then continued to defer rate increases for another 2 years in 2021 and 2022 with a minimal 2.0% rate increase going into effect January 1, 2023.

Florin Resource Conservation District/Elk Grove Water District
Fiscal Year 2022-23 Operating Budget

Looking forward into next year, the District will be engaging in another 5-year rate study to assess the District's financial health and position and establishing rates that are commensurate with prudent financial management. The rates will address necessary revenue levels to continue 1) funding the District's capital improvement program on a pay-as-you-go basis; 2) continuing to reduce long-term debt; and 3) ensuring sufficient operating revenues to continue its mission of supplying its customers with high quality, safe water along with outstanding customer service for current and future generations.

Lastly, the District is also excited to announce that it is moving full-steam ahead with the tenant improvements to its new Administration building with an anticipated completion and move-in date in September of 2022. The District has worked aggressively to value-engineer all aspects of design and construction to ensure cost efficiency while ensuring that the improvements also meet necessary building and safety codes.

I would like to thank staff for their conscientious efforts in prudent management of District resources to meet the demands of great customer service and responsible facilities maintenance. I want to also thank the Board of Directors for their leadership and continued interest in prudent fiscal management.

In summary, the District will continue to maintain financial discipline during FY 2022-23, and this reflects a concerted effort by the Board of Directors and staff to maintain our customer rates and charges as low as possible.



BRUCE KAMILOS, P.E.
GENERAL MANAGER

ABOUT THE FLORIN RESOURCE CONSERVATION DISTRICT

In the spring of 1950, the Florin Farm Center Committee for Organization of a Soil Conservation District, a committee of Florin farmers, submitted a proposal for the formation of the Florin Soil Conservation District to the Sacramento County Board of Supervisors, requesting approval and submission of that proposal to the State Soil Conservation Commission. The specific intents of the new soil conservation district would be efficient use of irrigation water, improved drainage, flood control and other land improvements. With the necessary approvals, the committee met with other agricultural interests and local landowners until they had thoroughly identified all properties wanting to be within the District boundaries.

On June 23, 1953, a public election determined the establishment of the Florin Soil Conservation District (FSCD) and its first five-member board of directors. The very first work plan, written in 1953, identified the importance of wise irrigation use and the necessity in not depleting the area's underground water supplies. In 1954, the board executed a Memorandum of Understanding with the USDA, beginning a long and productive partnership.

California Resource Conservation Districts are authorized by Division 9 of the California Public Resources Code. Chapter 3, Article 9 of Division 9 details the general powers of a district. An expansion of those powers was the impetus in changing the names of the Soil Conservation District to Resource Conservation Districts in 1971, resulting in the Florin Resource Conservation District (FRCD).

ABOUT THE ELK GROVE WATER DISTRICT

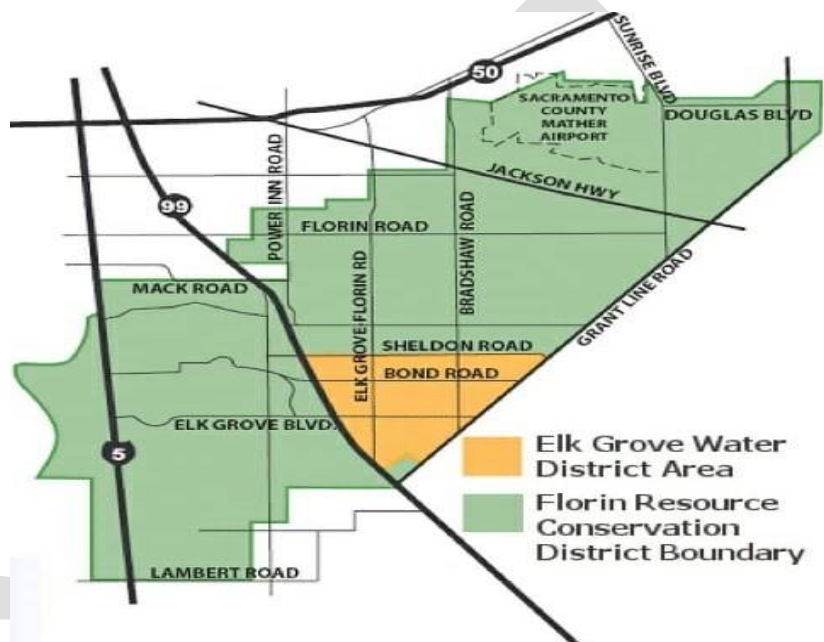
In 1893, after several fires threatened the small town of Elk Grove, CA, local residents banded together and founded the Elk Grove Water Company. The water company began business with twelve owners and 10 customers. The Jones family later purchased the water company in the early 1900's and operated the utility as a private company known as the Elk Grove Water Works. The FRCD acquired the Elk Grove Water Works in 1999 from the Jones family and created the Elk Grove Water District (EGWD), which is a Department of the FRCD. This acquisition changed the governance of the water utility from private ownership to a publicly owned and operated agency. The EGWD is structured as an enterprise fund of the FRCD.

The District is governed by an elected five-member Board. Board members serve four-year, staggered terms. The Board of Directors delegate the daily operations of District to the General Manager, who supervises the work of 30 staff members.

Although recent efforts by the District have primarily focused on managing the water utility (EGWD), it has also performed other activities including creek cleanups, tire recycling,

technical assistance, and conservation education. To remedy some of the financial pressures of the District, on April 18, 2018, the Board made the decision by Resolution No. 04.18.18.01 to limit all future activities to “water related activities that benefit, or otherwise serve, the EGWD ratepayers.” This decision was made after years of deliberation, multiple public meetings, in-depth engagement with legal counsel, and even consideration of integration with other water agencies. The decision to limit District activities to benefit EGWD ratepayers protects the District from financial uncertainty, maintains stability for EGWD customers, and leaves the FRCD boundaries intact.

Elk Grove Water District Service Area



The EGWD service area covers 13 sq. miles with a population of approximately 46,000 people, providing water to over 12,800 homes and businesses in Elk Grove. Much of the water supplied is produced by wells located throughout Elk Grove, the treatment and storage facility at the Railroad Water Treatment Facility (RRWTF) on Railroad Street and the treatment facility on Hampton Drive. EGWD produces over 1.3 billion gallons of water each year, providing supply to approximately two-thirds of the EGWD service area. The remaining area is supplied with water purchased from the SCWA under a long-term agreement.

MISSION

“We are committed to supplying our customers with high quality, safe water along with outstanding customer service for current and future generation.”

STRATEGIC GOALS

The District's five-year Strategic Plan (Plan) was developed through a collaborative process that spanned over a year and included a series of workshops to solicit input from the public, individual interviews with both staff and Board members and multiple debriefing sessions. Through a consultant, District staff established the parameters and foundation for how the Plan would be developed. A framework was developed, and input was solicited from the public, staff, and Board members on where the District positioned itself currently, obstacles and challenges the District faced and goals to achieve to advance the District forward into the future.

District staff and Board members also worked through the District's core values and how those values should be reflected and incorporated into the Plan. This process led to the core value of "Transparency" being added to exemplify the District's strong belief that openness and transparency contribute to a culture of trust and accountability with all partners and customers.

The Plan was adopted by the District's Board of Directors on February 18, 2020 and includes seven strategic goals and associated objectives that encompasses the District's core values and provides a five-year vision and roadmap to ensure staff and the Board continue to best serve District customers now and into the future. This Plan continues to be referenced by the Board, staff and District stakeholders when allocating resources and determining courses of action for the District. The Strategic goals and objectives are as follows:

STRATEGIC GOAL #1: GOVERNANCE AND CUSTOMER ENGAGEMENT – Conduct public affairs and manage public resources in an effective, efficient, and transparent manner.

- Objectives:
- Conduct a review of the District's bylaws every two years.
 - Conduct biennial Board member orientations to review policies and procedures.
 - Provide opportunities for public involvement and participation.
 - Conduct all Board meetings in accordance with the Brown Act with emphasis on transparency.
 - Maintain a District website allowing easy access to all Board meeting materials and governing documents.
 - Continue to demonstrate operational transparency based on the guidelines established by the Special District Leadership Foundation (SDLF) District Transparency Certificate of Excellence.
 - Conduct District business in an ongoing manner to achieve the SDLF District of Distinction Accreditation.
 - Continue to review operational procedures and structures for improvements to District operations.

- Monitor, review, and update District policies to adhere to changes in operational, environmental, and legislative requirements.

STRATEGIC GOAL #2: FISCAL RESPONSIBILITY – Make financial decisions that benefit District customers.

- Objectives:
- Conduct a water study to set rates for calendar years 2024 through 2028.
 - Continuous achievement in sound accounting practice based on the GFOA Certificate of Achievement for Excellence in Financial Reporting Award.
 - Manage water rates to be regionally competitive.
 - Develop a funding plan to increase funded ratio of retirement and other post-employment benefits.
 - Develop annual financial plans to align CIP projects with the approved rate structure (pay as you go).
 - Establish bill payment consolidation services to increase payments by automated clearing house (ACH).
 - Develop annual budgets that are balanced through cost saving measures or transfers from operating reserves.

STRATEGIC GOAL #3: PLANNING AND OPERATIONAL EFFICIENCY – Practice ongoing infrastructure renewal and organizational improvement through planning and increased operational efficiency.

- Objectives:
- Update the District’s Urban Water Management Plan, including the development of a new Water Shortage Contingency Plan.
 - Develop Master Plan for aging water mains.
 - Develop and update standard operating procedures.
 - Update the District’s Standard Construction Specifications and Drawings.
 - Explore the potential for implementing automated metering infrastructure technology.
 - Implement a regulatory tracking system.
 - Review and update the District’s Asset Management Plan.

STRATEGIC GOAL #4: PROTECTION OF PUBLIC AND ENVIRONMENTAL HEALTH – Provide a safe, abundant, and reliable water supply.

- Objectives:
- Comply with all State and Federal Drinking Water Standards.
 - Investigate the potential for groundwater recharge projects.
 - Complete Risk and Resilience Plan.
 - Update the District’s Emergency Response Plan.

- Complete a risk assessment of water system infrastructure around critical facilities including schools, daycares, and senior living centers.
- Perform Districtwide unidirectional flushing.

STRATEGIC GOAL #5: COMMUNITY RELATIONS – Increase engagement with the customers and community to provide superior customer service and increase public awareness of the water industry and the District.

- Objectives:
- Establish a Communications Plan annually.
 - Explore development of a water education program with the Elk Grove Unified School District.
 - Develop new marketing media to tell the story of the District and convey the value of water.
 - Acquire a new administrative facility.
 - Explore the potential for offering a low-income and senior assistance program.
 - Explore the potential to utilize social media.
 - Develop a customer service survey program to periodically solicit feedback on District services and customer satisfaction.

STRATEGIC GOAL #6: EMPLOYER OF CHOICE – Attract and retain skilled employees. The District remains a driven, supportive, and family-oriented work environment.

- Objectives:
- Continue to provide competitive salaries and benefits.
 - Maintain control of employee medical benefit contributions.
 - Develop and refine employee succession planning.
 - Create a comprehensive training program for operators.
 - Maintain a commitment to develop a comprehensive safety program designed to reduce risk and comply with all regulatory requirements.

STRATEGIC GOAL #7: WATER INDUSTRY LEADERSHIP – Demonstrate water industry leadership through partnerships and active participation in regional and statewide water efforts.

- Objectives:
- Participate and actively engage in local and regional water associations, agencies, and committees to address regional and statewide water efforts.
 - Advocate for and develop legislation that benefit water agencies regionally and statewide.
 - Partner with agencies and organizations to develop plans and projects that improve California’s water resilience.

INDUSTRY ANALYSIS AND CURRENT STATUS

Issues Currently Affecting the Water Industry. The American Water Works Association (AWWA) 2021 State of the Water Industry Report has identified the top five issues facing the water industry as: 1) renewal and replacement of aging infrastructure; 2) financing for capital improvements; 3) long-term water supply availability; 4) emergency preparedness; and 5) public understanding of the value of water systems and services.

The District is proactively addressing these top five issues identified by AWWA. As part of its five-year CIP, the District continues to manage the replacement of its aging infrastructure such as old water mains each year. In addition, the District, through its Asset Management Plan, annually assesses the condition of all of its assets to determine when projects should be undertaken to replace assets. The District currently has a pay-as-you-go policy to fund replacement of aging assets. To address long-term water supply availability, the District prepares an urban water management plan every five years as required by law that verifies its ability to meet long-term water demands. To address emergency preparedness, the District completed an update to its emergency response plan to document and provide a roadmap for how to respond to specific emergencies that are more prevalent to the District's service area. To improve public understanding of the value of water, water systems and services, the District periodically issues a newsletter to its customers and participates in two large annual events where people in our community gather.

Changing Water Demands. The industry continues to see a change in water demand as water efficient appliances and drought resistant landscaping continue to be pushed. Although more efficient use of water is a major goal of the industry, slow or nonexistent customer growth can lead to declining water use, and if left unaddressed can decrease operating revenue and affect how costs are recovered through rates and charges.

The District has experienced gradual decreases in water consumption from 2014 to 2016 due to the drought starting in 2014. In 2017, when the emergency drought declaration was lifted by the Governor, the District started to experience gradual increases in water consumption. This gradual increase, however, was offset by certain conservation efforts, such as installing water efficient appliances and landscaping, which result in long-term water use reductions. Although water restrictions and conservation requirements are not yet mandated by the State, water utilities are encouraged to perform outreach to customers to reduce water use for the upcoming year to help offset anticipated drought conditions.

Cost Recovery and Affordability. Faced with increasing capital needs and potential funding shortfalls, many utilities must increase the rates they charge for water services in the immediate future. The affordability of water has become a significant issue for low-income households and a higher priority for water utilities that struggle to reconcile the need to

adequately fund infrastructure while not overburdening those who cannot afford rate increases.

Due to the current inflationary state of the economy as a result of the effect of COVID pandemic, the District's Board approved a 2.0% revenue rate increase to go into effect January 1, 2023. Through prudent financial management, cost control and the implementation of certain cost reduction programs over the last few years, the District was able to hold off rate adjustments in 2019 and 2020 and defer the 3.0% rate adjustment scheduled in 2021 and 2022 while meeting the revenue requirements necessary to operate the water system and continue to make the necessary repairs and replacements to the District's aging infrastructure.

Long Term Water Supply Availability. Climate variability and extreme weather events leading to droughts have posed challenges for water utilities in meeting long term water supply needs. Understanding regional water supply sustainability and the need to work together with other local water purveyors to develop policies and practices for water conservation and alternative water supplies is key to maintaining long-term water supply availability.

The District is a member of the Sacramento Central Groundwater Authority (SCGA). The SCGA is comprised of 16 board members that represent water agencies, land use authorities, agricultural interests, agricultural-residential interests, and environmental interests in the region. The District serves as one of the board members. The sole function of the SCGA is to ensure the sustainability of the groundwater basin that our region relies on for water supply. A critical element to providing long-term water supply in our region is conjunctive use. Conjunctive use is the practice of serving surface water for urban use when surface water supplies are plentiful. This allows the groundwater basin to naturally recharge and recover. During dry years when surface water availability is low, conjunctive use returns to groundwater pumping for urban use. This practice keeps surface water and groundwater supplies in balance and ensures water supply availability during variable and extreme weather events. Of particular importance, the SCGA as a Groundwater Sustainability Agency, was required to submit a Groundwater Sustainability Plan (GSP) to the California Department of Water Resources. The GSP serves as a blueprint to ensure the sustainable operation of the groundwater basin over the long term.

Regulatory Compliance. The importance of regulatory compliance, whether associated with water quality or water supply sustainability, continues to be a main concern of the water industry. New regulatory compliance requirements challenge the ability of water utilities to meet such requirements financially and operationally while continuing to maintain affordability to customers.

Local, State, and Federal regulatory compliance continues to be a concern of the water industry. New standards challenge the ability of water utilities to meet such requirements

financially and operationally while continuing to maintain affordability to customers. Specifically, the District is tracking the State Water Board's water loss regulation. Based off proposed requirements the District would not need to perform additional leak detection and corrective measures to meet water loss goals.

Financial Policies

Basis of Accounting

The District operates on a fiscal year that runs from July 1, through June 30. Accounting records are maintained using the full accrual basis of accounting (GAAP). The District is a governmental entity which reports all activities related to the water operation as an enterprise fund where revenues are recognized when they are earned, and the expenses are recognized when they are incurred. The budget does not include amounts for depreciation, pension expense in accordance with Government Accounts Standards Board (GASB) Statement No. 68, or retiree medical expenses in accordance with GASB Statement No. 75. Principle payments on long-term debt are applied to the outstanding liability on a GAAP basis, as opposed to being expensed on a Budget basis. Therefore, the budget is not prepared in the same manner as the Annual Comprehensive Finance Report. The budget detailed in this document is used as a management tool for projecting and measuring revenues and expenses.

Accounting Systems and Controls

The District uses Sage 100 as its financial accounting system to record its financial transactions. Management has established a system of internal controls that provide a reasonable basis for protecting the District's assets from fraud, waste and abuse and compile sufficient reliable information for the preparation of the District's financial statements. At the end of the year, the District prepares a Comprehensive Annual Financial Report consisting of management's representations concerning the District's finances. An independent auditing firm audits this report and examines the District's internal controls and provides an opinion on the financial reporting and suggestions on ways to improve the internal control processes of the District.

Budgetary Control

Since the budget is an estimate, from time to time, it may be necessary to make adjustments to fine tune budget line items within expenditure categories. Various levels of budgetary control have been established to maintain the Budget's integrity. The levels of budgetary control are as follows: The General Manager controls the budget at the operating level and budgets are monitored by each respective department head. The General Manager has the authority to transfer balances between budget lines within an expenditure category. Any

transfers between expenditure categories or increases in appropriations require approval by the Board of Directors. Budget to actual reports are prepared by the Finance Department and presented to the Board of Directors on a monthly basis.

Reserve Policy

It is the policy of the District that all funds held in reserve be designated to specific uses. The District holds reserves for special projects and operations. Such reserves are not considered 'surplus' and shall not be made available for other uses without the express authorization of the Board of Directors.

The adequacy of the target reserve balance and/or annual contributions will be reviewed annually during the budgeting and planning process and may be revised accordingly as necessary. The following District reserve fund categories are to be established:

- Operating Reserve Fund – Used to ensure resources are available to fund daily administration, operations, and customer services. Target Balance is 120 Days of the Annual Operations and Maintenance Budget.
- Capital Improvement Reserve Fund – Used to fund the new assets needed for the operations of the District that enhance or increase capacity. Target Balance is equal to the annual Capital Improvement Program Budget.
- Capital Replacement Reserve Fund – Used to fund replacement of existing assets. Target Balance is equal to the annual Capital Replacement Budget.
- Elections and Special Studies Reserve Fund – Used to fund various special studies, as needs arise such as election cost, Board expense, etc. The Target funding balance is based on the amount as approved in the annual budget.
- Future Years Capital Improvement Reserve Fund – Used to fund future assets needed for the operations of the District that enhance or increase capacity in future years not yet identified in the annual CIP. Target Balance is 75% of the balance of the Unrestricted Net Position not allocated to the Operating Reserve Fund, Capital Improvement Reserve Fund, Capital Replacement Reserve Fund and the Elections Special Studies Reserve Fund upon conclusion of the annual audit.
- Future Years Capital Replacement Reserve Fund – Used to fund the replacement of existing assets in future years not yet identified in the annual CIP. Target Balance is 25% of the balance of the Unrestricted Net Position not allocated to the Operating Reserve Fund, Capital Improvement Reserve Fund, Capital Replacement Reserve Fund and the Elections Special Studies Reserve Fund upon conclusion of the annual audit.

Investment Policy

It is the policy of the District to invest public funds in a manner which will provide the highest investment return with the maximum security while meeting the daily cash flow demands of the District and conforming to all state and local statutes governing the investment of public funds. In accordance with section 53600 et. seq. of the Government Code of the State of California, the authority to invest public funds is expressly delegated to the Board of Directors for subsequent re-delegation to the Finance Manager/District Treasurer.

Investments by the Finance Manager are limited to those instruments specifically described in the District's investment policy. The Finance Manager submits monthly reports to the Board of Directors detailing all investment holdings. In order of importance, the following three fundamental criteria are followed in the investment program: 1) safety of principal; 2) liquidity; and 3) return on investment.

Procurement Policy

The District's procurement policies create uniform procedures for acquiring general goods and services, professional services, public construction contracts and the acquisition of real property. The primary purpose of the policies are to provide for the purchase of materials and trade services with the objective that they will be available at the proper time, place, quantity and at the best available price, consistent with the needs of the District. Each specific policy sets forth the dollar threshold, bidding and contracting requirements, and level of approval for each type of procurement.

Capital Improvement Program

The District's annual Capital Improvement Program (CIP) is a projection of the District's capital funding for planned capital projects in upcoming fiscal years. The CIP is reviewed and updated on an annual basis and is a key component of the District's overall Strategic Plan. The CIP is an important document for performing water rate studies and for managing the District's operations. The CIP also provides a basis to align District plans with other local agency plans so that an integrated approach may be applied to projects within the community at large.

The District currently funds its capital expenditures on a pay-as-you-go basis. A projection of the anticipated future capital projects and associated funding needs of those projects were included in the 2018 Water Rate Study when analyzing total revenue requirements to maintain operational and capital needs. The study recommended the appropriate user charges and annual water rate increases to ensure revenue requirements were met for both operational and capital needs. Based on the inclusion of capital funding needs into the 2018 Water Rate Study, and all recurring and nonrecurring capital expenditures being funded on a

pay-as-you-go basis, the only effect of capital projects on the annual budget will be on going costs for operation and maintenance.

Long-Term Financial Planning

With the approval of the 2018 Water Rate Study and associated rate ordinance, the District has a five-year plan that provides for the stable funding of operations, capital projects and debt service. In conjunction with this plan, the District restructured approximately \$32.3 million of outstanding bonded indebtedness in December 2014 and \$16.4 million in June 2016 to provide an average annual savings of \$194,000 over the remaining term of the debt. It should be noted that the District contributed \$1.5 million of reserve funds in order to reduce the remaining term of the debt by 13 years and maintain annual debt service savings on the refinanced bonds. The District has no legal debt limit and does not intend to issue any additional debt. This, along with continued prudent financial management, has allowed the District to implement no rate adjustments in 2019 and 2020 and to defer the 3.0% rate adjustment scheduled in 2021 and 2022. As a result of the pandemic, the economy is experiencing high inflation in costs of materials and supplies. The District's Board of Directors has approved a 2.0% revenue rate increase effective January 1, 2023 to ensure sufficient revenues to maintain operations. Staff will continue to review revenues and expenditures annually to determine whether future recommended revenue rate adjustments can continue to be minimized or deferred in order to keep costs low.

Budget Process

The District adopts an annual operating budget and an annual CIP to ensure the adequacy of resources to meet District needs and to accomplish the District's mission.

The District's budget process begins with a Leadership Team Budget Kickoff Workshop to discuss timeline and identify departmental goals and objectives. Each department head is then responsible for developing their departmental operating budget for submission to the Finance Department. The Human Resources Department is responsible for the development of personnel budget and the Finance Department is responsible for the preparation of revenue estimates. Once all departmental operating budgets, personnel budget and the revenue estimates are completed, the Finance Department will compile the information into the budget document.

As required by certain debt covenants, the annual operating budget is evaluated to ensure that net revenues, as defined by the debt covenant, are equal to or exceed a minimum of 115 percent of the anticipated debt service for the budget year.

The preliminary budget is presented to the Board of Directors through a series of public meetings to solicit feedback and input from the Board and the public. This provides the Board and public the chance to address budget proposals and comment on significant budget issues. Once all feedback and comments received have been considered and incorporated as appropriate, the final budget is presented to the Board of Directors for adoption during a public meeting prior to each fiscal year end.

During the course of a fiscal year, situations arise that require the adopted budget to change. These include unexpected increases or decreases in revenue and expenses or re-budgeting of capital projects. Any changes to the adopted budget resulting in an increase or decrease in revenues and expenses or transfers of budget across expense categories are brought to the Board for approval.

Budget Assumptions

A budget is an estimate of revenues and expenditures for a set period of time. The creation of estimates involves a set of assumptions. It is important that the reader of this budget understands the assumptions used in preparing the revenue and expenditures estimates contained herein. Listed below are the primary assumptions used in the creation of this budget:

- The 2018 Water Rates Study adopted by the Board on July 18, 2018, recommended a 3.0% revenue rate adjustment beginning January 1, 2023. The Board has approved a 2.0% revenue rate adjustment to be effective January 1, 2023.
- A 10% conservation factor was used in projecting water revenues due to the uncertainty of the drought conditions the State is currently facing.
- Estimated 3.35% rate increase in Purchased Water cost from the SCWA.
- Estimated 6.0% increase in health care insurance costs for all employees that have not yet met the District's medical contribution cap.
- Salary increases based on a COLA of 7.20%.
- \$250,000 budget for FY 2022-23 elections.

Florin Resource Conservation District/Elk Grove Water District
Fiscal Year 2022-23 Operating Budget

Budget Timeline

- March 28 Leadership Team Budget Kick-Off.
- March 31 All District key objectives and department goals and accomplishments are due to the FM.
- April 05 ***Infrastructure Committee Meeting** - discuss 1st draft of the FY 2023-27 CIP.
- April 08 All department initial budget requests are due to the FM.
- April 12 FM submits budget development worksheet to the GM for first review.
- April 14 Departmental Budget Workshops to review budget request and the 1st draft of the budget development worksheet.
- April 19 ***Regular Board Meeting** - present to the Board the 3rd quarter financial report.
- April 20 GM to provide first round comments and revisions on budget development worksheet to FM.
- April 22 FM makes the required revisions and disperses the 1st draft of the budget development worksheet and District key objectives and department goals and objectives to the Board.
- April 26 ***Infrastructure Committee Meeting** – discuss 2nd draft of the CIP (if necessary).
- April 26 ***Special Board Meeting** - to discuss the 1st draft of budget development worksheet and District specific key objectives and department goals and objectives.
- May 12 Issue the 1st draft of the budget document and 2nd draft of budget development worksheet to the Board for review.
- May 17 ***Regular Board Meeting** - review and discuss the 2nd draft budget development worksheet and 1st draft of budget document.
- May 20 Issue revised budget to Board (if necessary).
- May 24 ***Special Board Meeting** (if necessary).
- May 31 Issue revised budget to Board (if necessary).
- June 07 ***Special Board Meeting** (if necessary).
- June 13 Final Budget and staff report due for Board Packet inclusion.
- June 21 ***Regular Board Meeting** – budget adoption.

* - denotes public meetings to discuss and solicit feedback from Board members and the public.

EGWD by the Numbers

MAXIMUM DAILY WATER SUPPLY CAPACITY	11.4 MGD
NUMBER OF TREATMENT FACILITIES	2
AGGREGATE TREATMENT FACILITY CAPACITY	13.0 MGD
NUMBER OF WELLS	7
MILES OF WATER MAINS	151.2
NUMBER OF BOOSTER PUMPS	10
NUMBER OF ACTIVE SERVICE CONNECTIONS	13,052
NUMBER OF BOND ISSUES OUTSTANDING	2
NUMBER OF CERTIFIED WATER DISTRIBUTION OPERATORS	17
NUMBER OF CERTIFIED WATER TREATMENT OPERATORS	17
NUMBER OF PUBLIC FIRE HYDRANTS	1,668
EGWD SERVICE AREA POPULATION	46,991



GOVERNMENT FINANCE OFFICERS ASSOCIATION

*Distinguished
Budget Presentation
Award*

PRESENTED TO

**Florin Resource Conservation District
California**

For the Fiscal Year Beginning

July 01, 2021

Christopher P. Morill

Executive Director

Florin Resource Conservation District/Elk Grove Water District
Fiscal Year 2022-23 Operating Budget

(Reserved for budget adoption resolution)

DRAFT

Florin Resource Conservation District/Elk Grove Water District
Fiscal Year 2022-23 Operating Budget

(Reserved for budget adoption resolution)

DRAFT

**FISCAL YEAR 2022-23
BUDGET OVERVIEW**

DRAFT

SUMMARY OF NET POSITION ACTIVITY

**Elk Grove Water District
Summary of Net Position Activity
For the Fiscal Year Ending June 30, 2023**

	FY 21-22 Budget	FY 21-22 Projected	FY 2022-23 Budget
Beginning Net Position	\$ 50,359,869	\$ 50,359,869	\$ 47,561,601
Estimated Revenues	15,716,094	16,346,700	15,873,385
Estimated Operational Expenditures			
Salaries and Benefits	4,619,614	4,084,996	4,847,546
Seminars, Conventions and Travel	42,609	9,064	40,393
Office and Operational	1,351,521	1,088,030	1,402,320
Purchased Water	3,511,320	3,336,360	3,455,261
Outside Services	1,150,358	856,591	1,077,032
Equipment Rent, Taxes and Utilities	561,740	592,809	499,674
Total Operational Expenditures	11,237,163	9,967,851	11,322,226
Estimated Nonoperational Expenditures			
Capitalized Labor	(400,192)	(303,005)	(459,089)
Non-Operating Expenditures (Income)	3,857,499	3,487,095	3,887,204
Capital Equipment and Expenditures	5,993,028	5,993,028	1,683,000
Total Nonoperational Expenditures	9,450,335	9,177,117	5,111,115
Revenues in Excess of Expenditures	(4,971,403)	(2,798,268)	(559,955)
Estimated Ending Net Position	\$ 45,388,466	\$ 47,561,601	\$ 47,001,645

***THIS PAGE
INTENTIONALLY
LEFT BLANK***

DRAFT

BUDGET HIGHLIGHTS

FISCAL YEAR 2022-23

The District's proposed budget for FY 2022-23 projects total operating revenues of approximately \$15.873 million and total expenses of approximately \$16.433 million including Capital Improvement and Capital Repair & Replacement Reserve contributions of approximately \$1.683 million. The projected expenses in excess of revenues are approximately \$0.560 million, which would be funded from operating reserves carried over from prior years.

Despite many non-discretionary cost increases, staff undertook efforts to find cost reductions as well as minimize increases and these are reflected in the FY 2022-23 budget. The budget has a decrease in total expenditures of \$4.254 million (20.56%) from the adopted budget for FY 2021-22, which was due mainly to the purchase and tenant improvements of the District's new administration office building in FY 2021-22. The major highlights are listed below, and comparisons made are against the budgeted amounts for FY 2021-22:

- Revenues are budgeted at \$15.873 million, an increase of \$157,291 (1.00%) from prior year's budget based on the following assumptions:
 - A 2.0% revenue rate adjustment effective January 1, 2023. The 2018 Water Rate Study adopted by the Board on July 18, 2018 recommended a 3.0% revenue rate adjustment effective January 1, 2023.
 - Consumption levels based on the most recent 12-month period through the end of March 31, 2022.
 - An Increase in the number of accounts is based on the most recent billing cycle through the end of March 31, 2022.
 - A 10% conservation factor in residential revenues due to the unknown nature of current drought conditions for FY 2022-23.
 - A 5% conservation factor in non-residential revenues due to the unknown nature of drought conditions for FY 2022-23.

- Total Salaries and Benefits are budgeted at \$4.848 million, an increase of \$227,932 (4.93%) from prior year's budget mainly due to:
 - Merit increases and promotions for eligible employees.
 - Estimated 6% increase in medical premiums for all employees who have not yet reached the medical subsidy cap. 2% increase for all employees who have met the District's medical subsidy cap.
 - Cost of living adjustments (COLA) of 7.20% for FY 2023.

Florin Resource Conservation District/Elk Grove Water District
Fiscal Year 2022-23 Operating Budget

- Seminars, Conventions and Travel are budgeted at \$40,393, a decrease of \$2,216 (5.20%) from prior year's budget due the 2023 CSMFO conference being held in Sacramento resulting in no travel and lodging costs.
- Office and Operational costs are budgeted at \$1.402 million, an increase of \$50,798 (3.76%) from prior year's budget mainly due to:
 - An increase in insurance premiums as projected by JPIA of \$19,000 for all programs.
 - A decrease in Building Maintenance of \$33,680 (28.42%) as a result of moving into a new administration building.
 - An increase in Equipment Maintenance of \$39,600 (36.84%) for upkeep on heavy equipment used for CIP projects.
 - An increase in fuel of \$21,750 (47.83%) due to the rising cost of fuel.
 - A decrease in non-CIP related Materials of \$27,000 (22.13%) due to prior years purchase of materials to complete hydrant valve changeouts.
 - An increase in Meters of \$46,000 (51.11%) due to anticipated new meters related to new development in SA2.
 - An increase in permits of \$21,950 (32.26%) due to an increase in permit fees to the City of Elk Grove for CIP projects.
 - A decrease in software updates of \$60,859 (29.38%) due to the completion of the document management project in FY 2022.
- Purchased Water is budgeted at \$3.455 million, a decrease of \$56,059 (1.60%) from prior year's budget due mainly to:
 - An estimated 3.3% rate increase in the wholesale water rate as provided by the SCWA offset by a projected 10% reduction in water use due to unknown drought and conservation factors.
- Total Outside Services are budgeted at \$1.077 million, a decrease of \$73,326 (6.37%) from prior year's budget due mainly to:
 - A decrease in Water Conservation Services of \$30,000 (100.00%) due to the District anticipating using inhouse staff to enforce any conservation requirements in FY 2023.
 - A decrease in Legal Services of \$30,000 (17.14%) due to no anticipated major legal matters.
 - A decrease in Financial Consultants of \$10,000 (100.00%) due to the 2016 bond arbitrage calculation being completed in FY 2022.

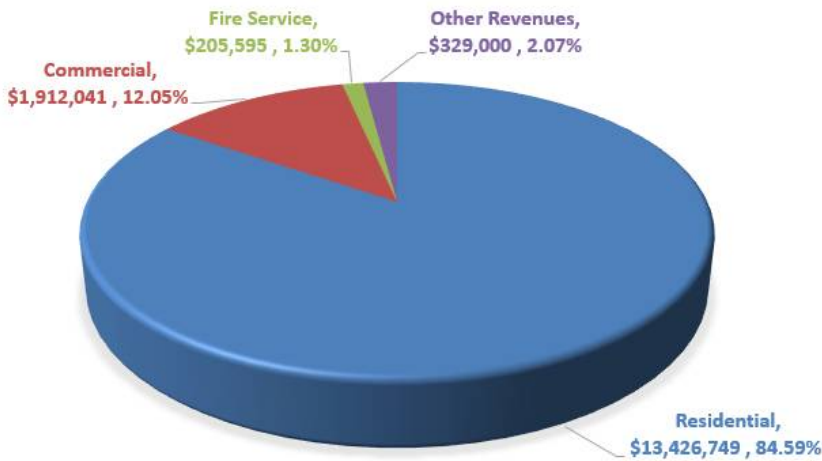
Florin Resource Conservation District/Elk Grove Water District
Fiscal Year 2022-23 Operating Budget

- Total Equipment Rent, Taxes and Utility are budgeted at \$499,674, a decrease of \$62,066 (11.05%) from prior year's budget due mainly to:
 - A decrease in Occupancy of \$66,000 (100.00%) due to the end of the leaseback of 9257 Elk Grove Blvd because the District will be moving into its new administration building.
- Capital Improvement Funding includes contributions to the Repair & Replacement Reserve, as well as the Capital Improvement Reserve for a total of \$1.683 million. This represents a decrease of \$4.310 million (71.92%) from prior year's budget due to the completion of the District's new administrative building project.
- Bond interest expenses will decrease by \$119,295 (8.27%) while bond principal retirements will increase by \$120,000 (4.92%).
- There are 3 Board member seats up for election in FY 2023. The District has budgeted \$250,000 for potential election costs.
- This budget anticipates capitalizing \$459,089 of Salaries and Benefits for capital improvements constructed by the Distribution and Utility Divisions, which are funded in the Five-Year Capital Improvement Program. Capitalized labor is estimated at 60% of the total salaries and benefits of the Utility Division.
- The budget, as recommended, will meet bond covenant requirements as follows:
 - Covenant – 1.29 (1.15 required)
- The Board will adopt a Five-Year Capital Improvement Program (CIP) which only appropriates funding for the CIP projects scheduled in FY 2022-23.
- The District will be receiving American Rescue Plan Act funds from the City of Elk Grove in the amount of \$221,000 for the Elk Grove Blvd/Grove Street Alley Water Main project in FY 2023.

REVENUE SECTION

DRAFT

BUDGETED REVENUES BY CATEGORY



Other Revenues include:

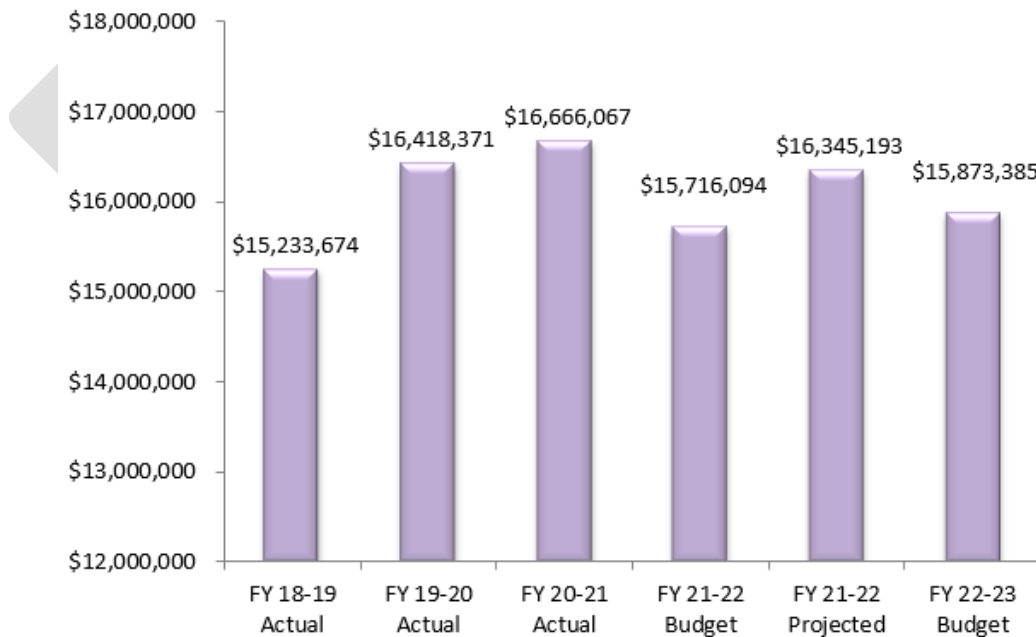
- Meter/Plan Check/Water Capacity Fees
- Door Hanger Fees
- New Account Fees
- NSF Fees
- Backflow Prevention Installations

Commercial Revenues Include:

- Non-Residential Revenue
- Irrigation Revenue

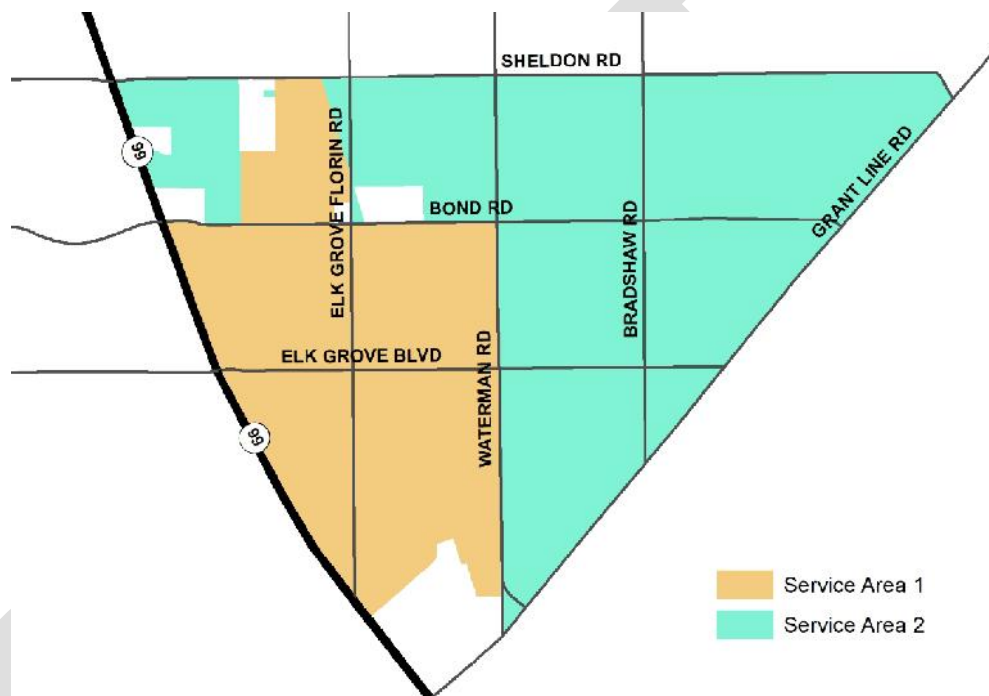
Note: Residential Revenue in this chart is net of customer refunds.

TOTAL REVENUES FISCAL YEARS 2018-19 THROUGH 2022-23



MAJOR REVENUE SOURCES

Approximately 98% of the District's revenues are derived from recurring water revenues related to water consumption and availability charges. The FY 2022-23 budget reflects a 2.0% revenue rate adjustment that was approved by the Board. In addition, the District derives revenues from new connection fees for development within Service Area 1 of its two service areas. Connection fees for development within Service Area 2 of the EGWD's service area are paid to the SCWA.



Revenue projections are developed using a fee/rate-based projection, taking account and consumption information for the most recent twelve-month period, and applying it against the current and proposed fee/rates. Depending on drought conditions, revenue projections are adjusted by what the District deems to be an appropriate conservation factor and/or anticipated increase in water consumption as a result of the lifted drought restrictions.

Revenue Rate Increase Projections

Utility rate setting is subject to the provisions of Proposition 218 wherein customers are provided information on proposed rate changes and are invited to attend a public hearing on the proposed changes. Proposed rate changes can be denied if a majority of ratepayers submit written protests opposing them. If a majority of ratepayers do not protest, the Board

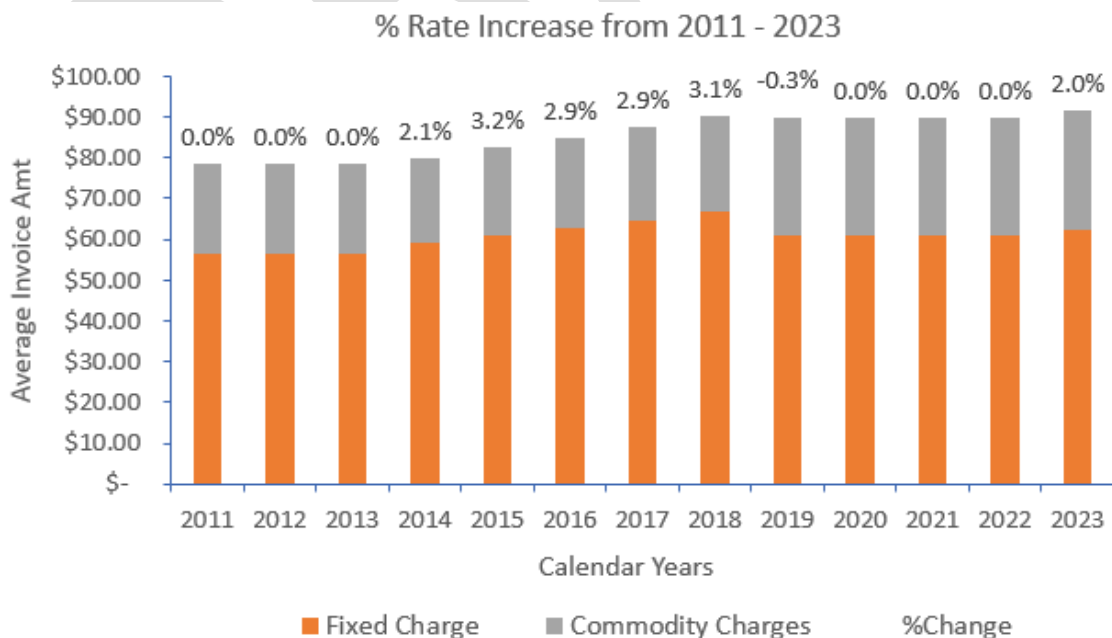
Florin Resource Conservation District/Elk Grove Water District
Fiscal Year 2022-23 Operating Budget

of Directors vote on the proposed rate changes and set the effective date for any proposed and approved changes. On July 18th, 2018, the 2018 Water Rate Study was adopted by the Board with recommended revenue adjustments over the next five years beginning on January 1, 2019, as follows:

- January 1, 2019 – 0%
- January 1, 2020 – 0%
- January 1, 2021 – 3% - Deferred into future years.
- January 1, 2022 – 3% - Deferred into future years.
- January 1, 2023 – 3% - Board approved a 2.0% revenue rate increase.

Revenue rate adjustments are necessary to fund various projects and to pay for increased operating cost, primarily due to inflation.

The table below shows the average revenue rate adjustment each calendar year since 2011 in relation to an average bill, assuming the customer is a single-family residential service customer with a 1” meter consuming 15 CCF’s of water. As can be seen, the increases in rates have been very consistent and relatively minimal. For the years with a rate increase, the increase is approximately equal to the average inflation rate. This is all made possible through prudent financial management and budgeting; however, future revenue adjustments will be necessary to fund various capital projects and to pay for increased operating cost, primarily due to inflation.

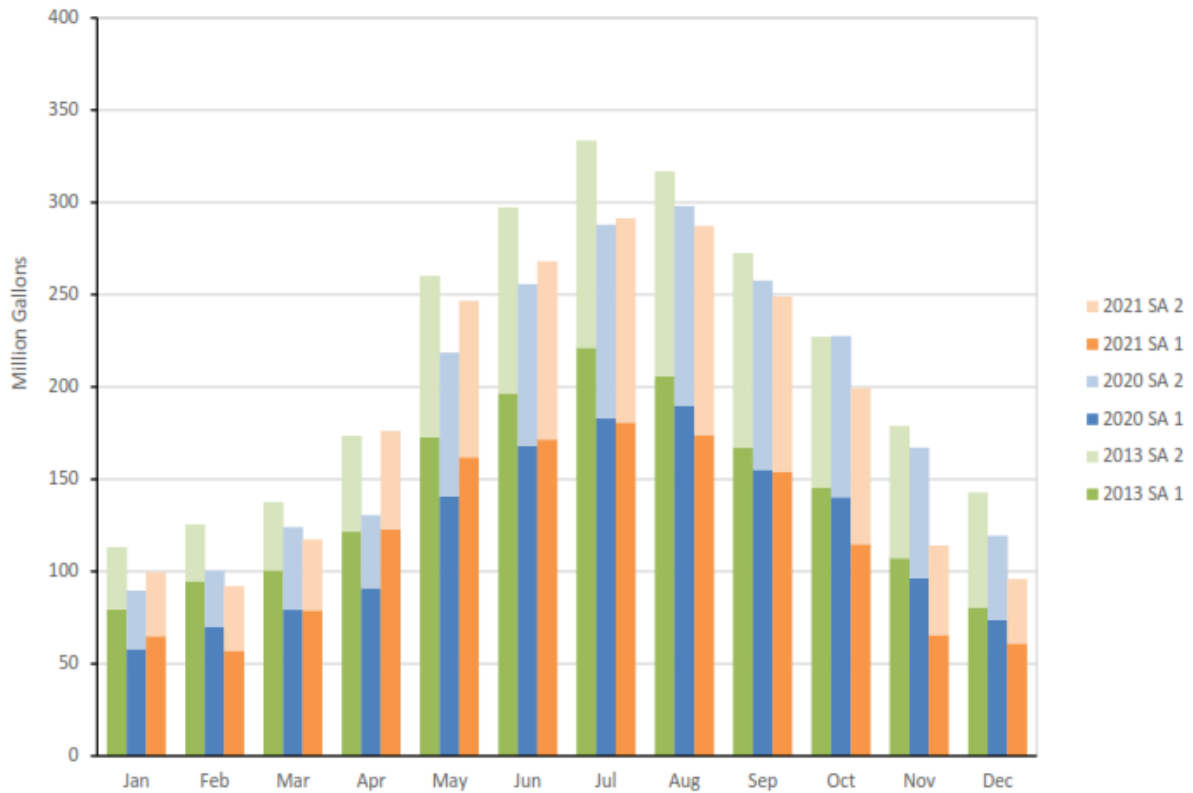


Florin Resource Conservation District/Elk Grove Water District
Fiscal Year 2022-23 Operating Budget

WATER CONSUMPTION TREND

Water revenues are driven by two primary factors, the amount of water sold and the rate per unit, with increases in water consumption generating more revenues to offset the increased costs of operations. The graph below shows the consumption trends for the prior two calendar years as compared to the pre-drought calendar year of 2013. The graph also shows the correlation between the annual seasonal change and overall water consumption, with the highest level of consumption occurring during the summer months.

As can be seen in the graph below, the District has experienced gradual increases in water consumption in 2021 and 2020, however, the total level of water consumption still has not reach the pre-drought levels of 2013. Attributable to the overall decrease in water consumption for the most recent two calendar years, as compared to the pre-drought levels of 2013, is the implementation of certain water conservation efforts, such as installing water efficient appliances and landscaping, which result in long-term water use reductions.



Florin Resource Conservation District/Elk Grove Water District
Fiscal Year 2022-23 Operating Budget

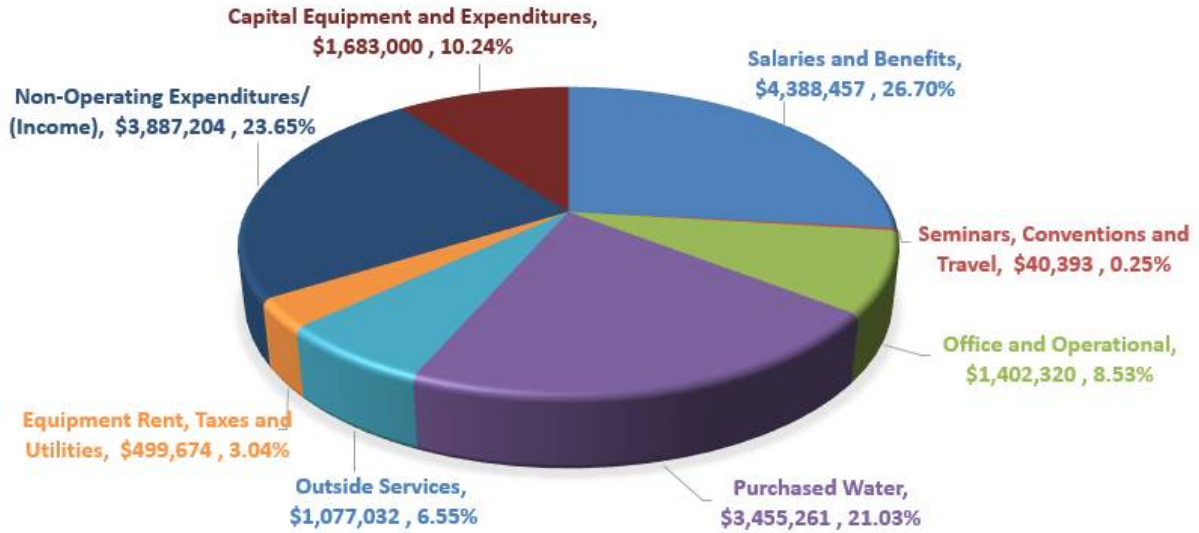
**Elk Grove Water District
 Budgeted Revenue Accounts Detail
 For the Fiscal Year ending June 30, 2023**

Account#	Description	FY 18-19 Actual	FY 19-20 Actual	FY 20-21 Actual	FY 21-22 Budget	FY 21-22 Projected	FY 2022-23 Requested Budget
4100	Water Payment Revenues - Residential	\$12,818,495	\$13,479,404	\$14,045,721	\$13,437,396	\$14,153,822	\$ 13,427,749
4110	Water Payment Revenues - Commercial	1,926,887	2,040,936	2,121,459	1,878,259	1,820,470	1,912,041
4120	Water Payment Revenues - Fire Service	177,326	196,357	196,456	194,563	208,257	205,595
4200	Meter Fees/Plan Check/Water Capacity	56,944	511,774	203,091	30,000	104,702	126,000
4201	Backflow Install EGWD	8,555	6,626	25,631	10,000	21,786	10,000
4520	Door Hanger Fees	144,700	106,400	-	86,250	17,945	115,000
4540	New Account Fees	24,000	30,420	31,440	25,000	28,141	25,000
4550	NSF Fees	2,660	2,660	1,645	3,000	1,570	3,000
4570	Shut-off Fees	63,750	38,800	-	37,625	14,036	50,000
4580	Credit Card Fees	10,725	6,050	-	-	-	-
4585	Admin Citations	-	300	1,282	-	1,516	-
4591	Release of Lien Fee	-	1,407	3,920	-	-	-
4700	Rental Income	-	-	34,546	15,000	16,668	-
4900	Customer Refunds	(368)	(2,763)	878	(1,000)	(43,720)	(1,000)
	Total Revenues	\$15,233,674	\$16,418,371	\$16,666,067	\$15,716,094	\$16,345,193	\$ 15,873,385

EXPENDITURE SECTION

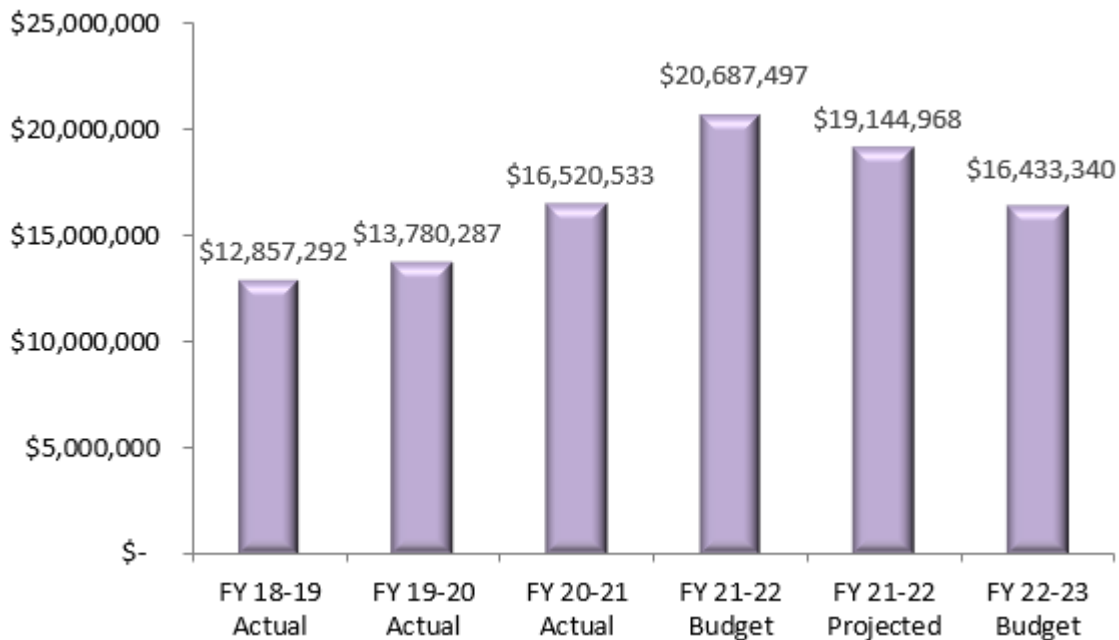
DRAFT

BUDGETED EXPENDITURES BY CATEGORY



Note: Total Salaries and Benefits Expenditures are net of capitalized labor costs of \$459,089, which is included in total Capital Equipment and Expenditures.

TOTAL NET EXPENDITURES FISCAL YEARS 2018-19 THROUGH 2022-23

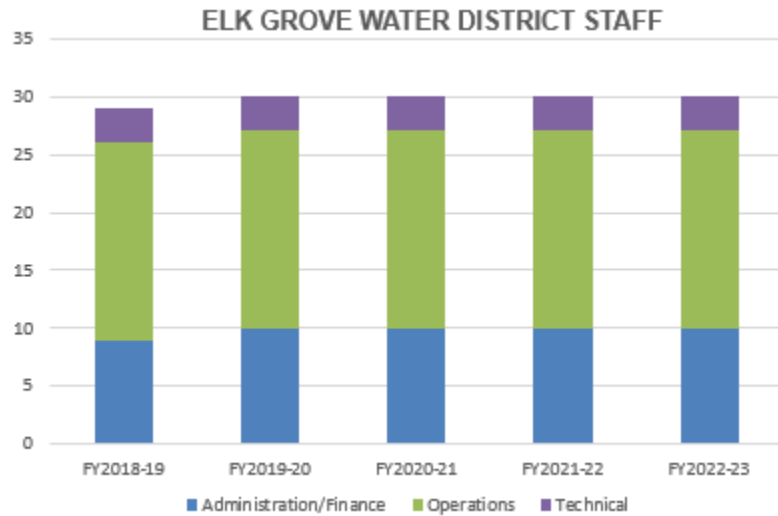


SALARIES AND BENEFITS FISCAL YEARS 2018-19 THROUGH 2022-23

Aside from the cost of water purchased from the SCWA for the EGWD’s Service Area 2 and debt service payments, Salaries and Benefits represent the largest expense of the District.

Staffing levels at the District has remained relatively unchanged with 10 FTE in Administration and Finance, 3 FTE in Technical Services and 17 FTE in Operations. The District’s Employee Policy Manual

prescribes that annual COLAs are made at the Boards discretion and is based on the average of the All-Cities CPI – U, Western CPI – U, and San Francisco CPI – U indices. The COLA for FY 2022-23 is 7.20%.



Pension and other Post-Employment benefits

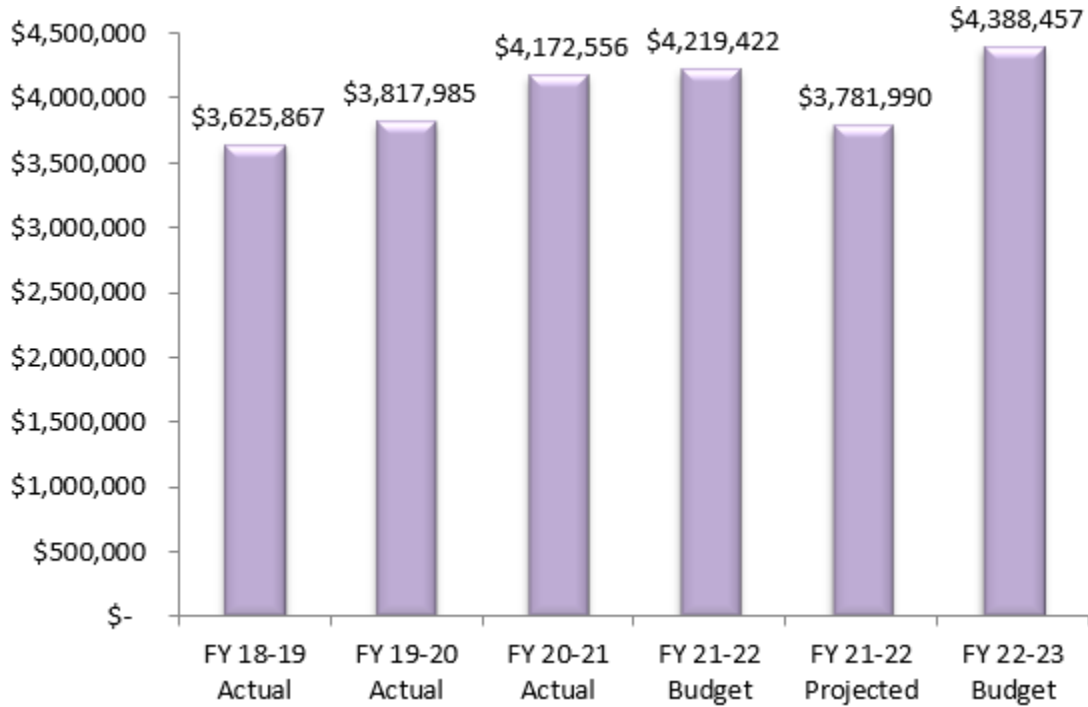
The District provides retirement benefits for its employees through a Public Agency Cost-Sharing Multiple-Employer Defined Benefit Pension Plan (Plan) administered by the California Public Employees Retirement System (CalPERS). Employees with at least 5 years of service are eligible to retire at age 55 with statutorily reduced benefits. In addition to the required employer contributions to the plan, the District currently contributes one percent of classic employees’ tax-deferred member contributions to the system while PEPRAs employees contribute their entire share of member contributions.

The District also provides post-employment healthcare benefits to retirees and their dependents. Six retired employees receive these benefits, which are financed on a pay-as-go basis. The District pays the medical, dental, and vision insurance premiums for eligible retired employees (and qualified spouse) that are enrolled in the health insurance plan. The current requirements for eligibility are: attaining age 55; having at least fifteen years of continuous service; and retiring from the District.

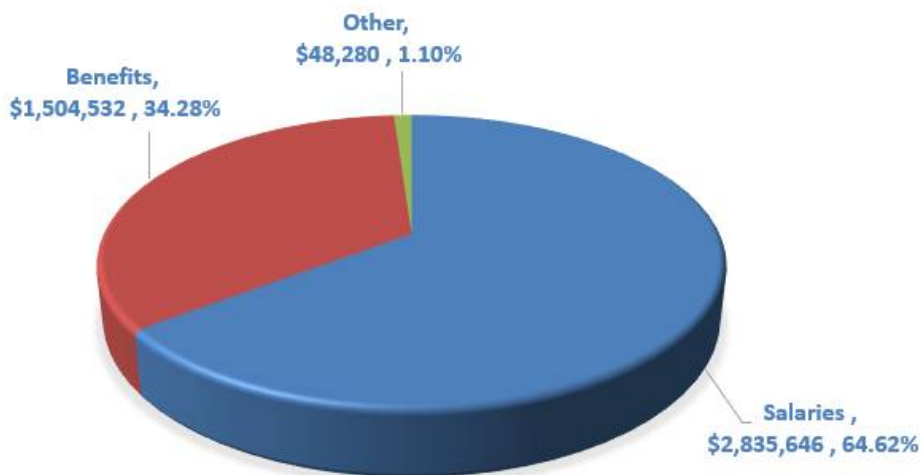
The following tables show the trend in salaries and benefits in comparison to prior years, as well as the breakout of the current proposed budgeted salaries and related components.

Florin Resource Conservation District/Elk Grove Water District
 Fiscal Year 2022-23 Operating Budget

SALARIES AND BENEFITS



NET SALARIES AND BENEFITS \$4,388,457*



The Other Expenditure Categories include:

- Employee Training
- Employee Recognition
- Meetings

*The total Salaries and Benefits are net of capitalized labor costs of \$459,089 for capital improvements constructed by the Distribution and Utility Departments.

Florin Resource Conservation District/Elk Grove Water District

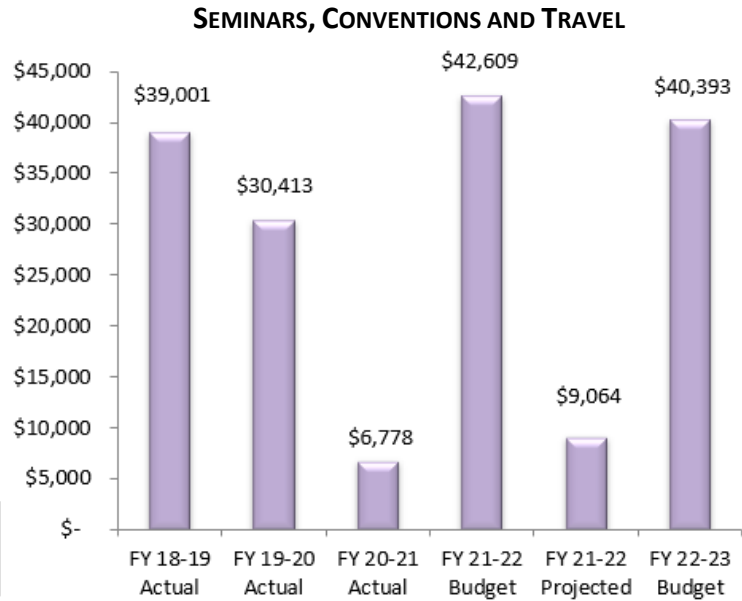
Fiscal Year 2022-23 Operating Budget

Elk Grove Water District
 Budgeted Salaries and Benefits Accounts Detail
 For the Fiscal Year ending June 30, 2023

Account#	Description	FY 18-19 Actual	FY 19-20 Actual	FY 20-21 Actual	FY 21-22 Budget	FY 21-22 Projected	FY 2022-23 Requested Budget
5100	Executive Salary	\$ 171,220	\$ 182,615	\$ 158,710	\$ 199,678	\$ 170,169	\$ 207,527
5110	Exempt Salaries	581,962	566,577	571,941	646,445	515,776	634,842
5120	Non-Exempt Salaries	1,193,993	1,365,198	1,626,875	1,782,724	1,579,423	1,957,845
5130	Overtime Compensation	43,164	33,784	26,986	43,500	34,647	45,000
5140	On Call Pay	17,650	23,446	24,864	31,025	31,025	31,025
5150	Holiday Pay	111,283	113,792	117,739	129,660	122,850	137,977
5160	Vacation Pay	161,000	184,761	56,922	127,644	185,596	161,804
5170	Personal Time Pay	106,307	91,616	238,090	103,728	128,053	118,715
5200	Medical Benefits	588,241	585,087	559,389	820,006	649,908	781,483
5195	EAP	813	928	807	874	809	874
5201	EGWD Contribution H.S.A	13,251	21,092	23,700	26,300	21,100	23,700
5210	Dental/Vision/Life Insurance	55,117	55,654	51,985	59,815	58,401	60,730
5220	Retirement Benefits	460,006	524,173	572,169	269,456	269,456	287,851
5225	Retirement Benefits - Post Employment	278,088	185,417	276,278	165,339	165,339	186,234
5230	Medical Tax, Social Security and SUI	47,036	49,764	52,174	64,641	53,129	67,060
5240	Worker's Compensation Insurance	91,338	85,222	88,506	96,600	84,624	96,600
5250	Education Assistance	-	-	-	2,500	-	2,500
5260	Employee Training	18,378	19,085	15,066	43,600	13,253	41,700
5270	Employee Recognition	4,634	2,383	2,385	2,880	1,439	2,880
5280	Meetings	62	847	-	3,200	-	1,200
	Less Capitalized Labor	(317,676)	(273,456)	(292,028)	(400,192)	(303,005)	(459,089)
		<u>\$3,625,867</u>	<u>\$3,817,985</u>	<u>\$4,172,556</u>	<u>\$4,219,422</u>	<u>\$3,781,990</u>	<u>\$ 4,388,457</u>

SEMINARS, CONVENTIONS AND TRAVEL FISCAL YEARS 2018-19 THROUGH 2022-23

Seminars, Conventions and Travel expenditures are budgeted based on the anticipated travel to and from various conferences and seminars. It is in the best interest of the District to invest in the employees to allow them to stay current and educated about activities, developments, and professional trends affecting their ability to provide high-quality job performance, which includes external and internal customer service. As such, travel to attend hearings, meetings, conferences, or other gatherings is of value to the District. The two major conferences that District staff attend are the semi-annual Association of California Water Associations (ACWA) conferences and the annual California Society of Municipal Finance Officers (CSMFO) conference.

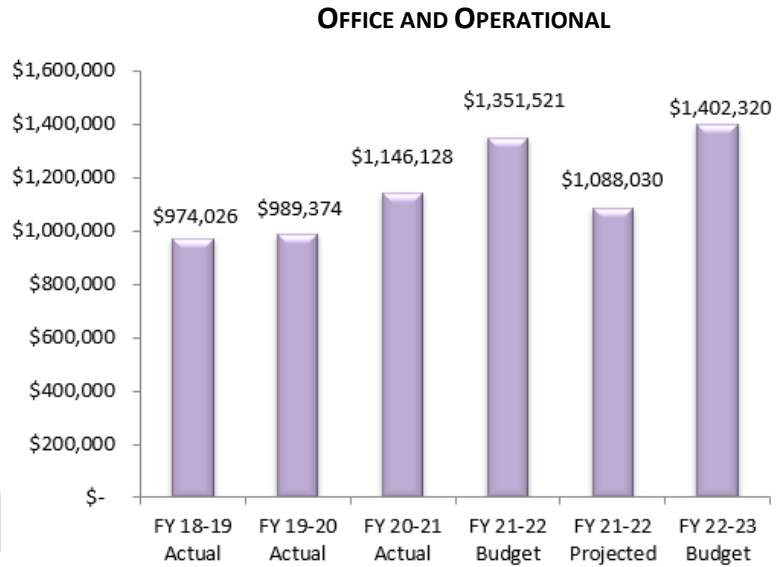


**Elk Grove Water District
Budgeted Seminars, Conventions and Travel Accounts Detail
For the Fiscal Year ending June 30, 2023**

Account#	Description	FY 18-19 Actual	FY 19-20 Actual	FY 20-21 Actual	FY 21-22 Budget	FY 21-22 Projected	FY 2022-23 Requested Budget
5300	Airfare	\$ 2,536	\$ 2,928	\$ (39)	\$ 5,660	\$ -	\$ 4,550
5310	Hotels	11,024	7,366	-	10,666	-	12,100
5320	Meals	4,585	2,741	1,094	6,878	813	5,638
5330	Auto Rental	373	63	(102)	2,000	-	1,500
5340	Seminars & Conferences	12,588	10,256	(300)	9,675	2,251	9,125
5345	Seminars & Conferences - Board	725	-	-	-	-	-
5350	Mileage Reimbursement, Parking, Tolls	1,170	989	(20)	1,730	-	1,480
5375	Auto Allowance	6,000	6,070	6,145	6,000	6,000	6,000
		<u>\$ 39,001</u>	<u>\$ 30,413</u>	<u>\$ 6,778</u>	<u>\$ 42,609</u>	<u>\$ 9,064</u>	<u>\$ 40,393</u>

OFFICE AND OPERATIONAL AND PURCHASED WATER FISCAL YEARS 2018-19 THROUGH 2022-23

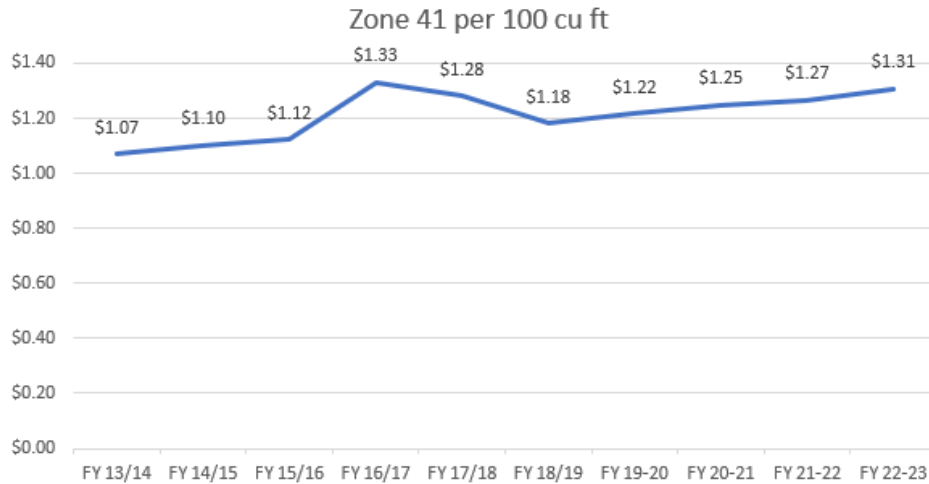
Office and Operational expenditures are budgeted to cover administrative costs such as repairs and maintenance of equipment, buildings, and computers, purchases of chemicals for water treatment, postage, printing, and association dues. These costs allow the District to continue to operate and maintain the water system and to continue to provide water services to its ratepayers. As can be seen by the table to the right, office and operational expenditures have remained relatively consistent from year to year and only expected to increase by approximately \$51,000 in FY 2022-23 as compared to the FY 2021-22 budgeted amount.



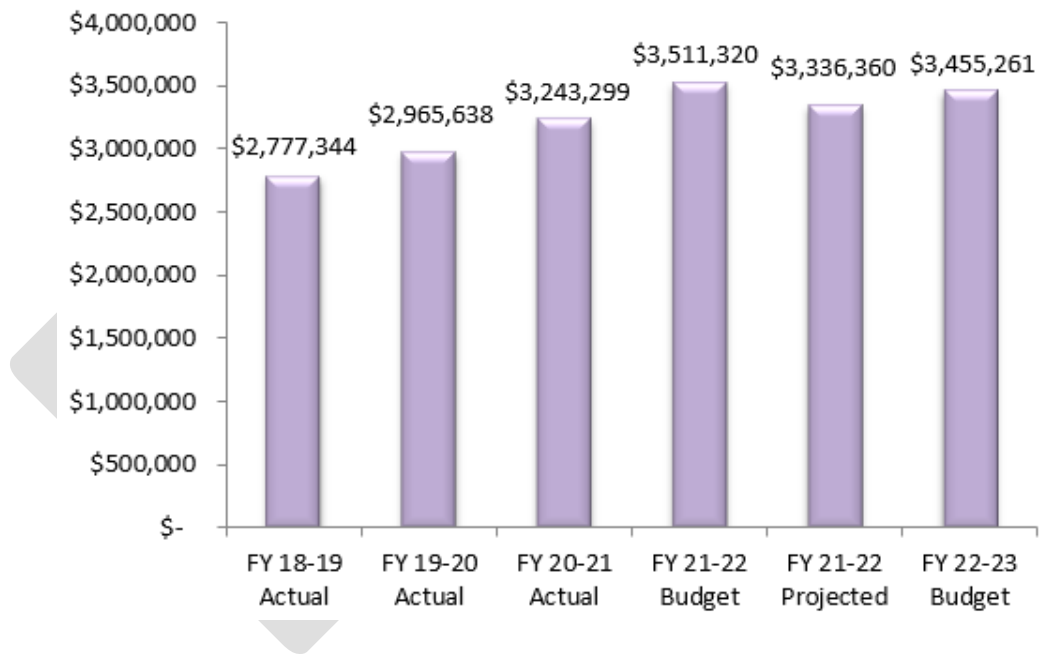
Through the First Amended and Restated Master Water Agreement between Sacramento County Water Agency and Florin Resource Conservation District/Elk Grove Water District, entered into on June 28th, 2002, the District has agreed to purchase, on a wholesale basis, potable water supply from the SCWA. The purchased water from the SCWA is used to supply the EGWD Service Area 2 ratepayers with their water source. Under the general terms of the agreement, the cost of the wholesale purchased water supply is based on a rate as determined by the actual cost of procurement, extraction, diversion, treatment, and conveyance of potable water actually delivered to the District. The table on the next page shows the trend in the wholesale purchase water rate for the last 10 years. The change in the wholesale purchase water rate is a direct correlation to the conservation efforts during the drought in FY 2013-14. As drought restrictions from FY 2013-16 resulted in less water delivered to the District but operational and maintenance costs continued to increase, there was an overall increase to the wholesale purchase water rate. When drought restrictions were lifted in FY 2016-17, the gradual increase in water consumption resulted in an increase of purchased water delivered to the District. This resulted in a decrease to the wholesale purchased water rate in FY 2017-18. As consumption trends start to normalize and operating costs continue to increase, the District expects the wholesale purchased water rate to gradually increase as well without the major swings experienced during the drought.

**Florin Resource Conservation District/Elk Grove Water District
Fiscal Year 2022-23 Operating Budget**

WHOLESALE WATER RATE TREND



PURCHASED WATER COST



The table above shows the total annual purchased water costs since FY 2018-19. Purchased water cost has continued to increase slightly from year to year as drought restrictions have been lifted. For FY 2022-23, the District expects to see water consumption and delivery continue to increase slightly due to the continued residential development in the EGWD's Service Area 2.

Florin Resource Conservation District/Elk Grove Water District

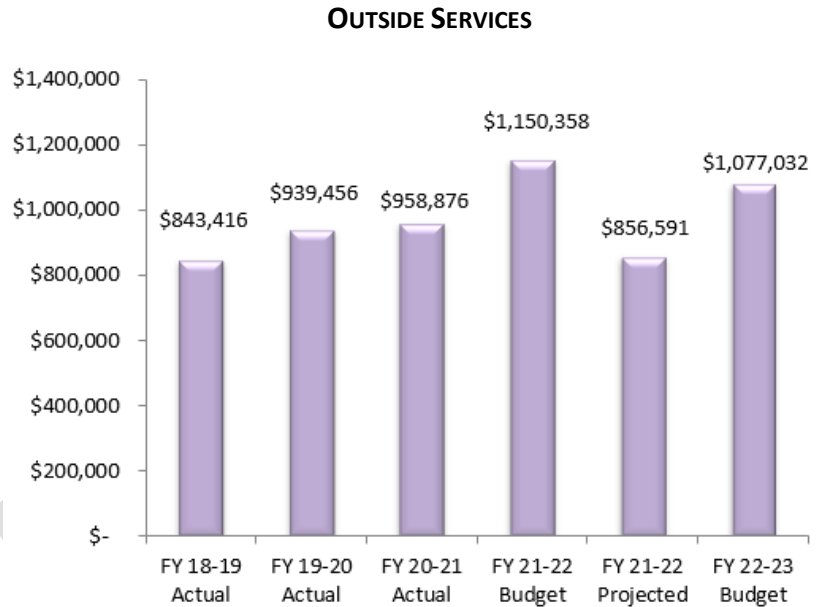
Fiscal Year 2022-23 Operating Budget

Elk Grove Water District
 Budgeted Office and Operational Accounts Detail
 For the Fiscal Year ending June 30, 2023

Account#	Description	FY 18-19 Actual	FY 19-20 Actual	FY 20-21 Actual	FY 21-22 Budget	FY 21-22 Projected	FY 2022-23 Requested Budget
5410	Advertising	\$ 5,033	\$ 5,200	\$ 15,660	\$ 16,500	\$ 8,899	\$ 17,200
5415	Association Dues	133,306	118,649	150,003	132,097	123,943	134,359
5420	Insurance	54,500	91,118	100,008	106,700	95,520	125,700
5425	Licenses, Certifications, Fees	2,969	8,304	4,530	4,370	4,683	3,800
5430	Repairs & Maintenance - Automotive	34,719	33,476	34,544	35,500	27,667	35,500
5432	Repairs & Maintenance - Building	28,691	45,258	46,975	118,500	54,425	84,820
5434	Repairs & Maintenance - Computers	35,060	20,927	4,422	16,225	14,208	20,650
5435	Repairs & Maintenance - Equipment	99,860	114,022	108,307	107,500	116,372	147,100
5438	Fuel	38,956	34,343	33,622	45,470	44,040	67,220
5440	Materials	64,740	12,239	180,257	122,000	78,588	95,000
5445	Chemicals	39,418	42,547	37,126	45,000	43,219	55,000
5450	Meter Repairs	64,073	129,363	123,132	90,000	55,964	136,000
5453	Permits	47,486	56,416	49,677	68,050	91,487	90,000
5455	Postage	55,593	60,709	61,230	82,675	58,999	77,275
5460	Printing	13,067	7,022	9,255	26,800	7,299	23,300
5465	Safety Equipment	5,381	19,620	9,771	15,500	10,112	25,000
5470	Software Programs & Updates	156,644	115,622	104,412	207,114	177,141	146,256
5475	Supplies	24,674	26,796	17,844	30,920	19,564	36,420
5480	Telephone	32,310	25,996	26,189	30,900	23,988	28,020
5485	Tools	17,059	7,857	12,709	11,000	17,147	15,000
5490	Clothing Allowance	8,576	2,713	3,809	7,700	3,840	7,700
5491	EGWD - Other Clothing	5,687	11,177	12,647	13,000	10,623	13,000
5493	Water Conservation Materials	6,224	-	-	18,000	304	18,000
		974,026	989,374	1,146,128	1,351,521	1,088,030	1,402,320
5495	Purchased Water	\$2,777,344	\$2,965,638	\$3,243,299	\$3,511,320	\$3,336,360	\$ 3,455,261

OUTSIDE SERVICES FISCAL YEARS 2018-19 THROUGH 2022-23

Outside Services expenditures consist mostly of professional services, such as banking services, engineering services, contracted services, pre-employment medical services and legal services. The District utilizes specialized outside service firms and professionals to assist in the development of various technical studies and projects. An example of such a technical study would be the use of a professional consulting firm to complete the 5-year water rate study that was adopted by the Board on July 18, 2018, setting forth the planned revenue rate increases for the next 5 years. The District expects outside services to remain relatively stable and consistent with prior year.



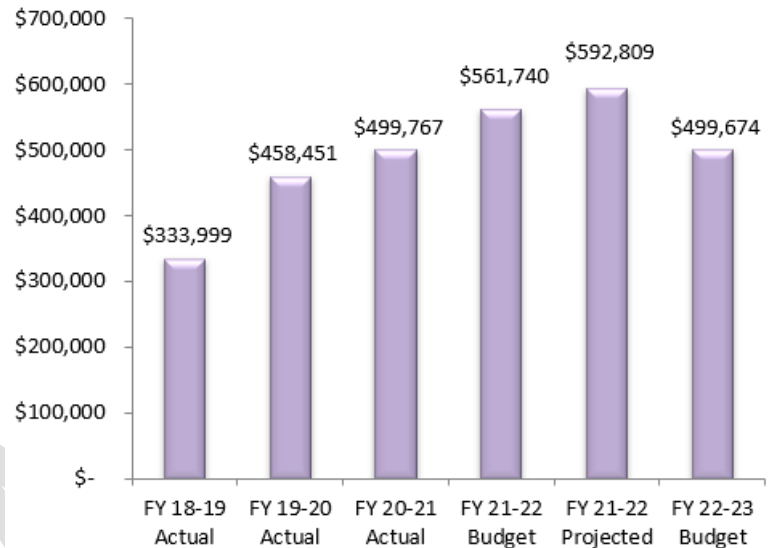
**Elk Grove Water District
Budgeted Outside Services Accounts Detail
For the Fiscal Year ending June 30, 2023**

Account#	Description	FY 18-19 Actual	FY 19-20 Actual	FY 20-21 Actual	FY 21-22 Budget	FY 21-22 Projected	FY 2022-23 Requested Budget
5505	Administration Services	\$ 3,820	\$ 6,419	\$ 6,239	\$ 3,250	\$ 4,797	\$ 4,100
5510	Bank Charges	159,130	168,810	166,475	190,208	173,197	185,600
5515	Billing Services	19,228	20,869	24,328	25,500	23,947	25,500
5520	Contracted Services	345,052	351,356	479,176	507,150	462,726	504,410
5523	Water Conservation Services	-	-	-	30,000.00	-	-
5525	Accounting Services	34,860	28,514	26,960	30,000	30,000	30,000
5530	Engineering	68,671	174,660	96,828	60,000	63,136	50,000
5532	Special Projects	-	-	-	-	-	-
5535	Legal Services	118,159	94,361	63,310	175,000	28,592	145,000
5540	Financial Consultants	10,421	1,750	(955)	10,000	-	-
5545	Community Relations	16,958	7,650	0	9,200	1,460	10,700
5552	Misc. Medical	2,648	1,174	3,338	2,500	3,432	2,000
5550	Pre-employment	46	1,185	493	1,000	817	1,000
5555	Janitorial	7,655	14,753	26,874	30,400	29,669	21,200
5560	Bond Administration	3,800	5,770	7,890	7,050	3,500	7,050
5570	Security	20,874	21,691	20,916	29,100	9,318	31,972
5575	Sampling	32,094	40,494	37,003	40,000	22,000	58,500
		\$ 843,416	\$ 939,456	\$ 958,876	\$ 1,150,358	\$ 856,591	\$ 1,077,032

EQUIPMENT RENT, TAXES AND UTILITIES FISCAL YEARS 2018-19 THROUGH 2022-23

Equipment Rent, Taxes and Utilities are budgeted to cover the cost of utilities to extract, treat and pump the water supply to ratepayers. With the rising cost for most utilities and the expected gradual increase in water consumption, the District is expecting to see an increase in this expenditure category. However, to assist in improving or maintaining operational efficiencies and keep operating costs low, the District has installed a series of variable frequency drives (VFD) on the booster pumps that deliver treated drinking water to our customers. The VFD provides energy savings by matching pump motor load to the work needed for water delivery instead of always running the pump at peak load. The District also has an ongoing well rehabilitation program where it monitors the efficiencies of each water well. Over time, well screens plug up, making well pumping operations inefficient. The District rehabilitates its water wells when certain inefficient thresholds are reached, thereby returning the wells to efficient operations.

EQUIPMENT RENT, TAXES AND UTILITIES



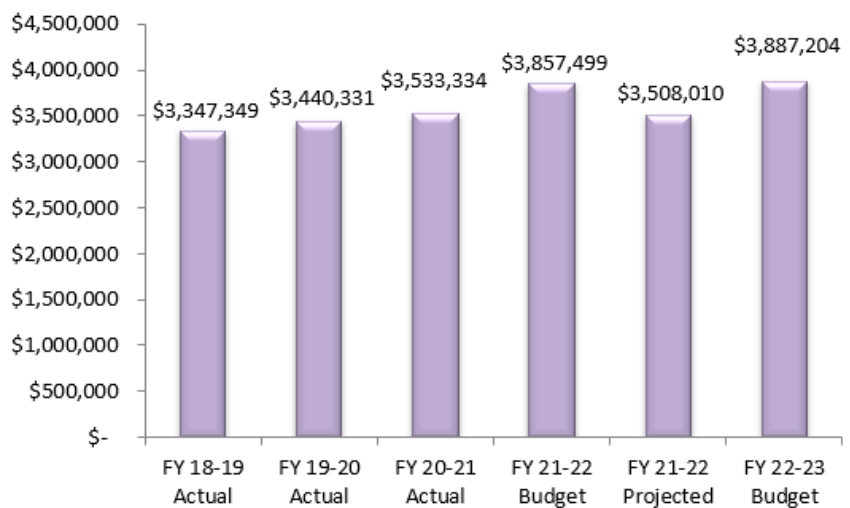
**Elk Grove Water District
Budgeted Rents, Taxes and Utilities Accounts Detail
For the Fiscal Year ending June 30, 2023**

Account#	Description	FY 18-19	FY 19-20	FY 20-21	FY 21-22	FY 21-22	FY 2022-23
		Actual	Actual	Actual	Budget	Projected	Requested Budget
5610	Occupancy	\$ -	\$ -	\$ 17,000	\$ 72,000	\$ 72,000	\$ 6,000
5620	Equipment Rental	16,075	21,236	23,727	35,360	32,027	30,074
5710	Property Taxes	1,116	995	967	3,500	2,918	4,000
5740	Electricity	292,047	402,747	409,242	407,200	432,016	410,200
5750	Natural Gas	779	725	903	900	1,748	2,000
5760	Sewer & Garbage	23,982	32,748	47,928	42,780	52,101	47,400
		<u>\$ 333,999</u>	<u>\$ 458,451</u>	<u>\$ 499,767</u>	<u>\$ 561,740</u>	<u>\$ 592,809</u>	<u>\$ 499,674</u>

NON-OPERATING EXPENSES (REVENUES) FISCAL YEARS 2018-19 THROUGH 2022-23

Non-Operating Expenditures/ (Revenues) account for debt service interest and principal payments, elections costs and any interest earned on investments. The District anticipates receiving approximately \$221,000 from the City of Elk Grove through the American Rescue Plan Act for certain watermain improvements projects in FY 2023. The District will also have 3 Board member seats up for election in FY 2023 for which the District has budgeted approximately \$250,000 for elections costs. The District expects all future non-operating (income)/expenses to be consistent.

NON-OPERATING EXPENSES/(INCOME)

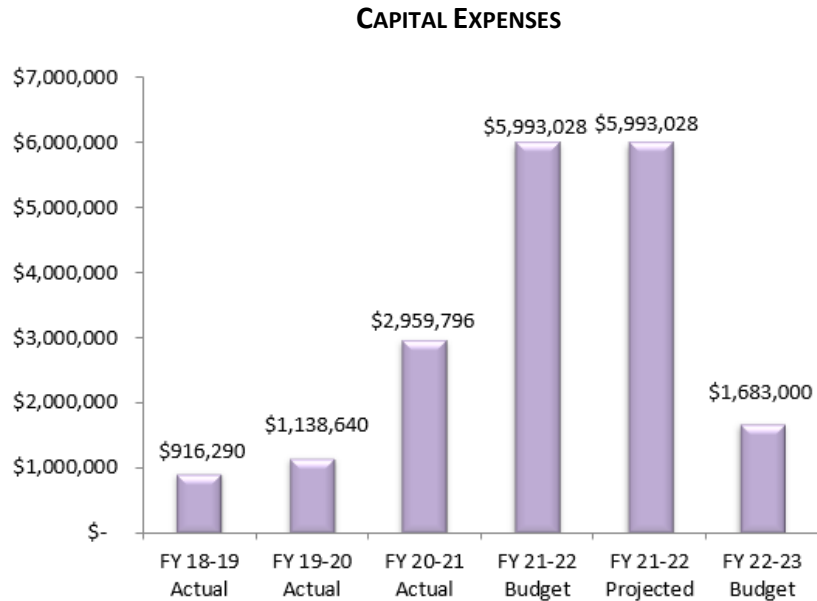


**Elk Grove Water District
Budgeted Non Operating Activity Detail
For the Fiscal Year ending June 30, 2023**

Account#	Description	FY 18-19 Actual	FY 19-20 Actual	FY 20-21 Actual	FY 21-22 Budget	FY 21-22 Projected	FY 2022-23 Requested Budget
2500	Bond Retirement	\$ 2,070,000	\$ 2,165,000	\$ 2,300,000	\$ 2,440,000	\$ 2,440,000	\$ 2,560,000
7300	Debt Service (Bond Interest Expense)	1,726,795	1,627,405	1,466,868	1,442,499	1,442,499	1,323,204
9700	Capital Grants	-	-	-	-	-	(221,000)
9920	Other Expenses (Income)	(39,929)	(40,580)	(165,572)	-	-	-
9910	Interest Earned	(213,052)	(221,048)	(88,328)	(25,000)	(27,633)	(25,000)
9911	Unrealized Gains and Losses	(198,473)	(90,446)	18,479	-	(346,856)	-
9950	Election Costs	2,008	-	1,887	-	-	250,000
		<u>\$ 3,347,349</u>	<u>\$ 3,440,331</u>	<u>\$ 3,533,334</u>	<u>\$ 3,857,499</u>	<u>\$ 3,508,010</u>	<u>\$ 3,887,204</u>

CAPITAL EXPENSES FISCAL YEARS 2018-19 THROUGH 2022-23

Fiscal year 2022-23 Capital Expenses consist of funding for Repair & Replacement and Long-term Capital Improvement based on the District 5-year Capital Improvement Plan (FY 2023-27 CIP). The CIP is developed by staff in parallel to the budget and is a key component of the District's Strategic Plan. Annually, Staff will meet to review the District's Asset Management Program (AMP) to identify the District's infrastructure and assets that are due for replacement or improvements. These projects are then rated in terms of priority, with 1 being high priority and 4 being low priority. The scoring determines the projects to be included in the District's CIP for the subsequent year. Each project is defined in the CIP and summarized by a brief description and justification and is detailed by location, timing, expense schedule, funding source, useful life, and impact on operating costs. Before the CIP is completed, it is reviewed to ensure the financial elements are consistent with the District's financial policies. A full copy of the District's Capital Improvement Program can be found at www.egwd.org/cip-projects.



**Elk Grove Water District
Budgeted Capital Expenses Detail
For the Fiscal Year ending June 30, 2023**

Account#	Description	FY 18-19 Actual	FY 19-20 Actual	FY 20-21 Actual	FY 21-22 Budget	FY 21-22 Projected	FY 2022-23 Requested Budget
3560	Repair & Replacement Reserve	\$ 492,048	\$ 778,658	\$ 2,340,867	\$ 2,030,000	\$ 2,030,000	\$ 1,583,000
3565	L-T Capital Improvement Reserve	424,242	359,981	618,929	3,963,028	3,963,028	100,000
		<u>\$ 916,290</u>	<u>\$ 1,138,640</u>	<u>\$ 2,959,796</u>	<u>\$ 5,993,028</u>	<u>\$ 5,993,028</u>	<u>\$ 1,683,000</u>

The principle sources of revenue for the District come from water usage charges and developer connections fees. These revenues are organized into four fund sources: 1) unrestricted reserves; 2) capital improvements; 3) capital repairs/replacements; and 4) elections and special studies. The CIP allocates the use of funds related only to capital

Florin Resource Conservation District/Elk Grove Water District
Fiscal Year 2022-23 Operating Budget

improvements and capital repairs/replacements. The District’s current approach to capital funding is pay-as-you-go. Water rates have been developed to ensure that revenue requirements cover operating expenses, capital expenses and debt service costs. The table below summarizes the District’s 5-year capital expenses included in the FY 2023-27 CIP (amounts in 000’s).

FUND	FY22/23	FY23/24	FY24/25	FY 25/26	FY 26/27	Total
CAPITAL IMPROVEMENT FUNDS						
Supply/Distribution Improvements	\$ 50	\$ 288	-	\$ 145	\$ 233	\$ 716
Treatment Improvements	-	-	-	-	-	0
Building & Site Improvements/Vehicles	-	310	120	130	145	705
SUB-TOTAL	50	598	120	275	378	1,421
CAPITAL REPAIR/REPLACEMENT FUNDS						
Supply/Distribution Improvements	1,263	1,858	1,485	1,457	1,528	7,591
Treatment Improvements	240	100	155	20	-	515
Building & Site Improvements/Vehicles	30	-	25	-	-	55
SUB-TOTAL	1,533	1,958	1,665	1,477	1,528	8,161
UNFORESEEN CAPITAL PROJECT FUNDS						
Unforeseen Capital Projects	100	100	100	100	100	500
SUB-TOTAL	100	100	100	100	100	500
TOTAL	\$ 1,683	\$ 2,656	\$ 1,885	\$ 1,852	\$ 2,006	\$ 10,082

In addition, below is a listing of the specific capital projects budgeted for in FY 2023 (amounts in 000’s):

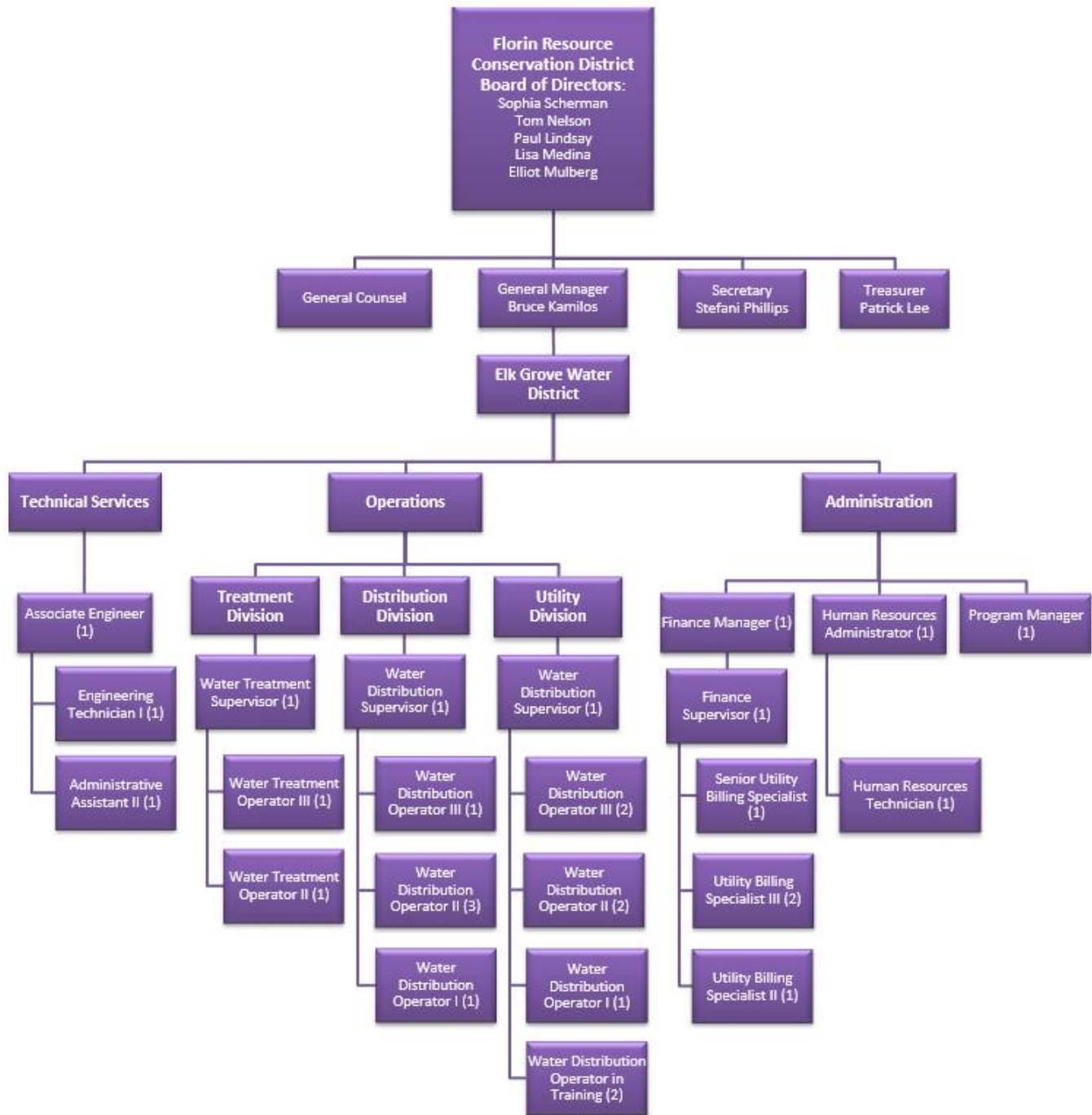
SUPPLY / DISTRIBUTION IMPROVEMENTS	
2 Locust St./Summit Alley Water Main	\$ 635
2 Elk Grove Blvd/Grove St. Alley Water Main	376
3 Adams St. Water Main	64
3 2nd Ave. Water Main	188
4 Transmission Main Brinkman Ct.	50
TREATMENT IMPROVEMENTS	
2 Media Replacement - RRWTP Filter Vessels	90
2 ChlorTec System Replacements	150
BUILDING / SITE IMPROVEMENTS	
2 IT Server replacements	30
UNFORESEEN CAPITAL PROJECTS	
Unforeseen Capital Projects	100
TOTAL CAPITAL IMPROVEMENT BUDGET	\$ 1,683



**ORGANIZATIONAL AND BUDGET
SUMMARIES BY DEPARTMENT**

DRAFT

ELK GROVE WATER DISTRICT ORGANIZATION CHART



Florin Resource Conservation District/Elk Grove Water District
Fiscal Year 2022-23 Operating Budget

ELK GROVE WATER DISTRICT STAFF FTE

	FY 2018-19	FY 2019-20	FY 2020-21	FY 2021-22	FY 2022-23
Administration & Finance					
General Manager	1.00	1.00	1.00	1.00	1.00
Finance Manager	1.00	1.00	1.00	1.00	1.00
Program Manager	1.00	1.00	1.00	1.00	1.00
Human Resources Administrator	1.00	1.00	1.00	1.00	1.00
Human Resources Technician	-	-	-	-	1.00
Administrative Assistant II	1.00	1.00	1.00	1.00	-
Finance Supervisor	1.00	1.00	1.00	1.00	1.00
Senior Utility Billing Specialist	1.00	1.00	1.00	1.00	1.00
Utility Billing Specialist III	2.00	2.00	2.00	2.00	2.00
Utility Billing Specialist II	-	-	-	-	1.00
Customer Service Specialist II	-	1.00	1.00	1.00	-
Department Total	9.00	10.00	10.00	10.00	10.00
Technical Services					
Assistant General Manager	1.00	1.00	1.00	-	-
Associate Engineer	-	-	-	1.00	1.00
Engineering Technician I	-	-	-	1.00	1.00
Administrative Assistant II	1.00	1.00	1.00	1.00	1.00
GIS Technician II	1.00	1.00	1.00	-	-
Department Total	3.00	3.00	3.00	3.00	3.00
Operations					
Supervisors	3.00	3.00	3.00	3.00	3.00
Water Distribution Operator in Training	-	1.00	3.00	2.00	2.00
Water Distribution Operator I	6.00	4.00	1.00	2.00	2.00
Water Distribution Operator II	3.00	6.00	6.00	6.00	5.00
Water Distribution Operator III	3.00	1.00	2.00	2.00	3.00
Water Treatment Operator II	1.00	1.00	1.00	1.00	1.00
Water Treatment Operator III	1.00	1.00	1.00	1.00	1.00
Departmental Total	17.00	17.00	17.00	17.00	17.00
Organizational Total	29.00	30.00	30.00	30.00	30.00

Florin Resource Conservation District/Elk Grove Water District
Fiscal Year 2022-23 Operating Budget

JURISDICTIONAL COMPARISON

District	Elk Grove Water District (EGWD)	Carmichael Water District	San Juan Water District
Year Established	1953	1916	1854
Governed By	Board of Directors	Board of Directors	Board of Directors
Size	13 sq miles	8 sq miles	17 sq miles
Number of Connections	13,000	11,694	10,700
Number of Customers	46,000	38,000	30,083
Budget Comparison - Fiscal Year Basis	July-June	July-June	July-June
Revenues - FY 2021-22 Budget			
Retail Water Sales	\$ 15,510,218	\$ 14,285,000	\$ 13,816,000
Other Revenues	205,876	263,600	6,001,900
TOTAL REVENUE BUDGET	\$ 15,716,094	\$ 14,548,600	\$ 19,817,900
Expenditures - FY 2021-22 Budget			
Personnel Costs	\$ 4,219,422	\$ 3,821,250	\$ 5,406,500
Operating Costs	7,017,741	4,437,420	3,265,700
Non-Operating Costs	3,857,499	3,347,695	4,734,700
EXPENDITURE BUDGET	\$ 15,094,662	\$ 11,606,365	\$ 13,406,900
CAPITAL BUDGET	\$ 5,055,000	\$ 6,269,055	\$ 8,584,300
TOTAL EXPENDITURE BUDGET	\$ 20,149,662	\$ 17,875,420	\$ 21,991,200
REVENUES IN EXCESS OF EXPENDITURES	\$ (4,433,568)	\$ (3,326,820)	\$ (2,173,300)
OUTSTANDING DEBT	\$ 37,610,000	\$ 30,810,000	\$ 14,199,638
FTE	30	30	48

Note: The information above is based on FY 2021-22 approved budgets for each District. Both the Carmichael and San Juan Water Districts generate revenue from sources other than retail water sales. For comparison purposes, revenues reflected above include only the portion applicable to retail water sales and expenditures reflect total expenditure for all operations, not just retail water sales.

Florin Resource Conservation District/Elk Grove Water District
Fiscal Year 2022-23 Operating Budget

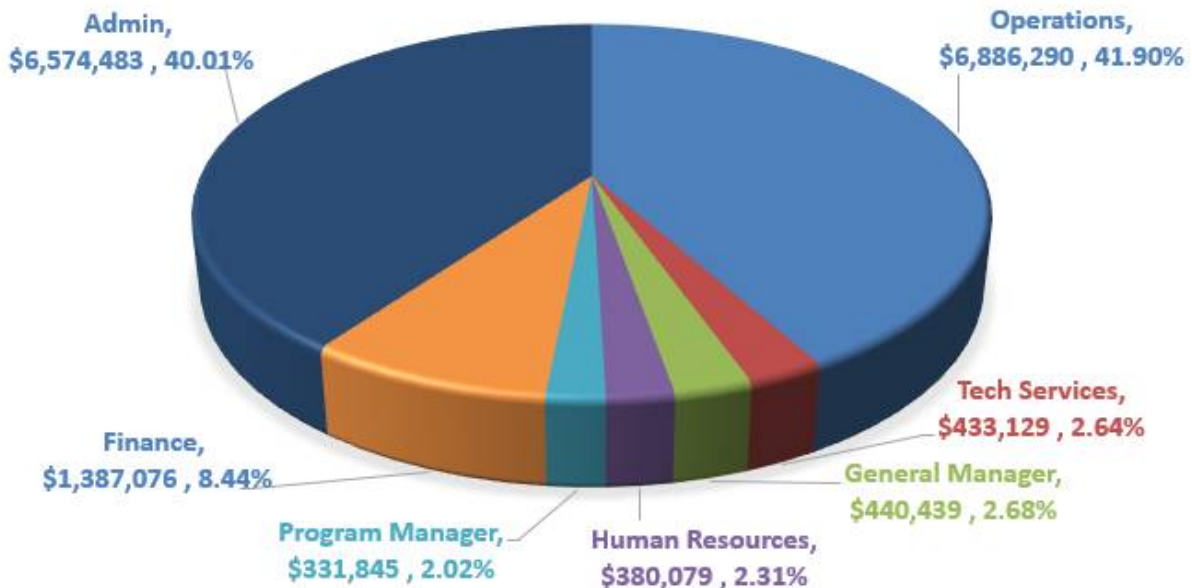
EXPENDITURES BY DEPARTMENTS

**Elk Grove Water District
Summary by Departments
For the Fiscal Year ending June 30, 2023**

Expenditure	Operations	Technical Services	General Manager	Human Resources	Program Manager	Finance	Admin	Total Budget
Revenues								\$15,873,385
Salaries and Benefits	\$2,487,920	\$331,446	\$273,159	\$344,279	\$192,054	\$1,032,455	\$ 186,234	\$ 4,847,546
Seminars, Conventions and Travel	5,080	4,968	20,580	4,800	3,171	1,794	-	40,393
Office and Operational	799,618	43,715	500	7,200	62,620	111,427	377,239	1,402,320
Purchased Water	3,455,261	-	-	-	-	-	-	3,455,261
Outside Services	149,500	53,000	146,200	23,800	74,000	241,400	389,132	1,077,032
Equipment Rent, Taxes and Utilities	448,000	-	-	-	-	-	51,674	499,674
Subtotal Operational Expenditures	7,345,379	433,129	440,439	380,079	331,845	1,387,076	1,004,279	11,322,226
Less: Capitalized Labor	(459,089) *	-	-	-	-	-	-	(459,089)
Total Operational Expenses	6,886,290	433,129	440,439	380,079	331,845	1,387,076	1,004,279	10,863,137
Non-Operating Expenditures (Income)	-	-	-	-	-	-	3,887,204	3,887,204
Capital Equipment and Expenditures	-	-	-	-	-	-	1,683,000	1,683,000
Total Net Expenditures	\$6,886,290	\$433,129	\$440,439	\$380,079	\$331,845	\$1,387,076	\$ 6,574,483	\$16,433,340
Transfers (to)/from reserves								559,955
Revenues In Excess of Expenditures, Principal Retirement and Capital Expenditures								\$ -

* This represents approximately 60% of salaries and benefits of the Utility Division which will be charged to Capital Projects.

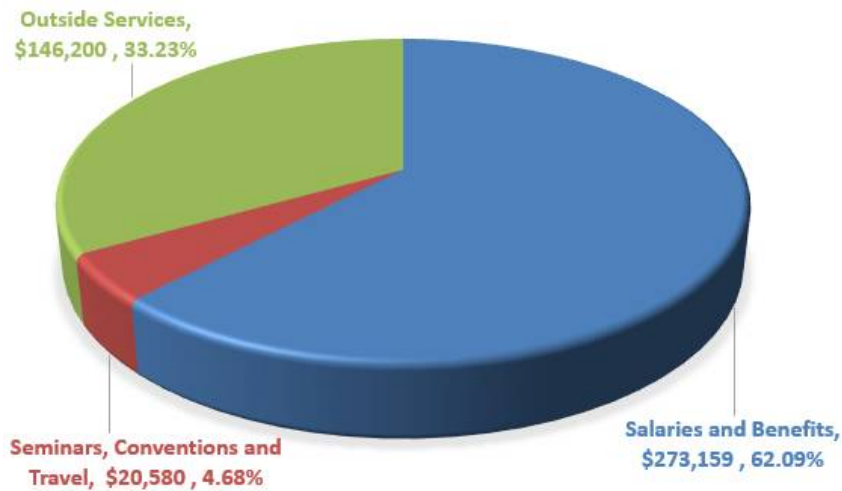
SUMMARY BY DEPARTMENTS



OFFICE OF THE GENERAL MANAGER

The General Manager superintends the District, ensuring that the policies and directives of the Board of Directors are carried out as assigned. The General Manager leads the entire staff with a subset of managers informally called the Leadership Team.

FY 2022-23 GENERAL MANAGER EXPENDITURES



FY 2021-22 ACCOMPLISHMENTS

- Implemented a new District-wide records management and document storage system.
- Substantially completed the tenant improvements of the new administration building.
- Compiled a comprehensive history of the Florin Resource Conservation District, some of which is now displayed on the District's website.
- Completed a cybersecurity checkup and review.
- Completed an update of the District's source capacity and completed the Well Siting and Design Study.
- Seamlessly transitioned the District from the retirement of the previous General Manager.

FY 2022-23 GOALS AND OBJECTIVES

GENERAL OBJECTIVES

- Provide leadership to ensure that the District overall mission and values are accomplished.

**Florin Resource Conservation District/Elk Grove Water District
Fiscal Year 2022-23 Operating Budget**

- Provide the Board of Directors timely support and information.
- Ensure that all water facilities and programs are operated in compliance with all applicable standards.
- Promote continued innovation and creativity in providing services in a more effective and cost-efficient manner.
- Maintain effective long-term financial and operational plans.
- Implement sound fiscal policies, budgets, and controls.
- Maintain effective coordination, cooperation, and communication with local governments, State and Federal agencies and continue involvement in civic, professional and community affairs.
- Motivate employees and encourage teamwork throughout the organization.

Specific Key Objectives

- Complete a Water Rate Study to develop water rates for calendar years 2024-28.
- Conduct an independent District-wide compensation study.
- Establish and implement a District-wide Exceptional Customer Service Program.
- Explore groundwater sustainability projects through partnerships.
- Implement an Employee Self-Service portal for District staff.
- Develop a Well Replacement plan based on the findings of the Well Siting and Design Study.
- Proactively manage water conservation in our District.

FY 2022-23 PERFORMANCE MEASURES

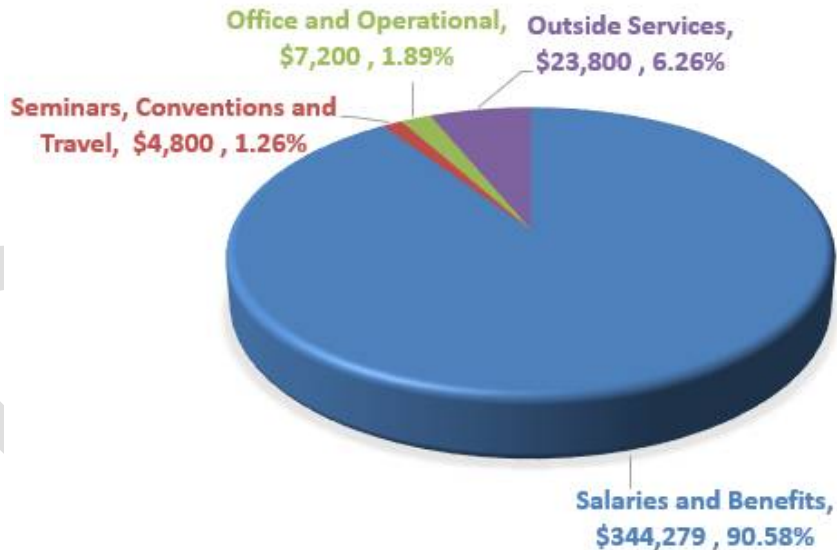
MEASURE	2021 ACTUAL	2022 TARGET	2022 ESTIMATE	2023 TARGET
<i># OF EMPLOYEE CHECK-IN SESSIONS</i>	0	30	30	36
<i># OF BOARD MEMBER CHECK-IN SESSIONS</i>	0	16	16	18
<i># OF ON-SITE DISTRICT JOB VISITS</i>	10	26	26	39
<i># OF CITY COORDINATED MEETINGS</i>	0	3	3	4
<i># OF OUTSIDE AGENCY COORDINATION MEETINGS</i>	12	12	12	15

HUMAN RESOURCES

The Human Resource Department is responsible for handling confidential personnel matters, including recruitment, hiring, training and development, policy development and compliance and employee benefits. The Human Resources Department makes certain that employee matters are handled fairly, equitably and without discrimination according to District policies and state and federal regulations.



FY 2022-23 HUMAN RESOURCE EXPENDITURES



FY 2021-22 ACCOMPLISHMENTS

- Procured a furnishings package for the new administration building.
- Completed a conversion of stored paper files to stored digital files.
- Implementation of the (ESS) Employee Self-Service portal.
- Completed job descriptions update.
- Completed recruitments for two positions: Distribution Operator I and Engineering Technician I.
- Updated various provisions within the District's Employee Policy Manual.

Florin Resource Conservation District/Elk Grove Water District
Fiscal Year 2022-23 Operating Budget

FY 2022-23 GOALS AND OBJECTIVES

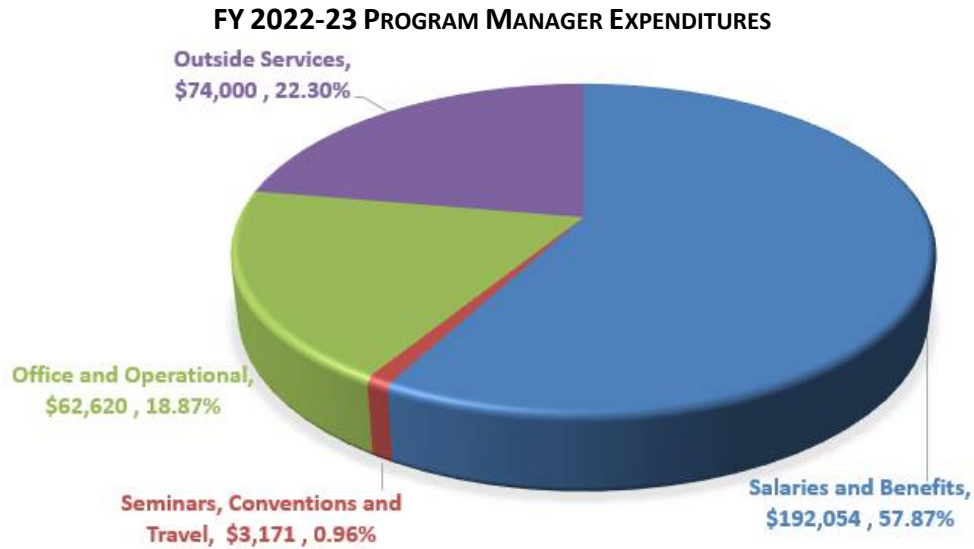
- Conduct an independent District-wide compensation study.
- Facilitate Administration and Technical Services Divisions move to the new administration building.
- Coordinate the grand opening of the new administration building.
- Develop a plan to convert to a digital hiring process and on-boarding.
- Update and enhance the employee orientation process.
- Develop standard operating procedures (SOP) for Board Secretary and Human Resources duties.
- Complete the review of staffing requirements and conduct the recruitment of qualified candidates for vacant positions.
- Develop a comprehensive Wellness Program using grant funding obtained by ACWA JPIA.

FY 2022-23 PERFORMANCE MEASURES

MEASURE	2021 ACTUAL	2022 TARGET	2022 ESTIMATE	2023 TARGET
<i># OF BOARD/COMMITTEE MEETINGS SCHEDULED</i>	21	17	10	20
<i># OF STAFF REPORTS REVIEWED</i>	216	150	168	220
<i># OF BOARD/COMMITTEE PACKETS ASSEMBLED</i>	14	22	15	25
<i># OF FORM 700 RECEIVED AND FILED</i>	17	15	0	15
<i># BOARD MEMBER ORIENTATION</i>	2	0	0	3
<i># BOARD MEMBERS PARTICIPATED IN REQUIRED TRAINING</i>	3	5	5	5
<i># PUBLIC RECORD REQUESTS RESPONDED TO</i>	2	1	1	2
<i># OF RECRUITMENTS CONDUCTED</i>	4	1	4	1
<i># NEW EMPLOYEES HIRED</i>	1	2	2	1
<i># EMPLOYEE ON-BOARDING AND ORIENTATIONS CONDUCTED</i>	1	2	2	1
<i># EMPLOYEES PROMOTED</i>	5	3	1	5
<i># EMPLOYEE REQUIRED TRAINING SESSIONS</i>	0	2	2	0
<i># EMPLOYEES PARTICIPATED IN WELLNESS PROGRAM</i>	12	10	10	13

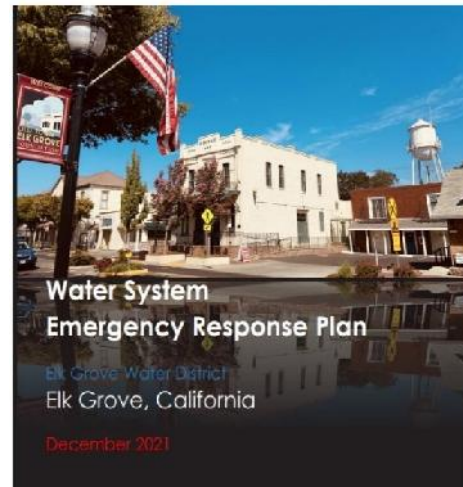
PROGRAM MANAGER

The Program Manager manages special programs and projects as assigned by the General Manager, including water conservation, safety, legislative tracking and lobbying, grant acquisition, and public information and outreach.



FY 2021-22 ACCOMPLISHMENTS

- Completed and certified with the Environmental Protection Agency the 2020 Emergency Response Plan.
- Worked with Senator Eggman to pass Senate Bill 427 Water Theft Legislation to broaden the authority of Water Districts to impose fines and penalties for water theft.
- Obtained Cal OSHA 30 Certification.
- Passed Resolution declaring remnant properties as surplus.
- Established a communications plan to publish three water drops per year.
- Maintained a comprehensive safety program designed to reduce risk and comply with all regulatory requirements.



CERTIFIED IN COMPLIANCE WITH AMERICA'S WATER INFRASTRUCTURE ACT OF 2018
<https://www.egwd.org/>



**Florin Resource Conservation District/Elk Grove Water District
Fiscal Year 2022-23 Operating Budget**

FY 2022-23 GOALS AND OBJECTIVES

- Develop a water education program.
- Track and monitor legislation that may impact District operations in coordination with CSDA, RWA and ACWA.
- Lead the District-wide Exceptional Customer Service Program.
- Upgrade the District’s Asset Management Program software.
- Lead and facilitate an emergency response plan tabletop exercise.
- Complete a WaterSMART grant application for Advanced Metering Infrastructure (AMI).
- Perform customer outreach to achieve water conservation in alignment with State goals.

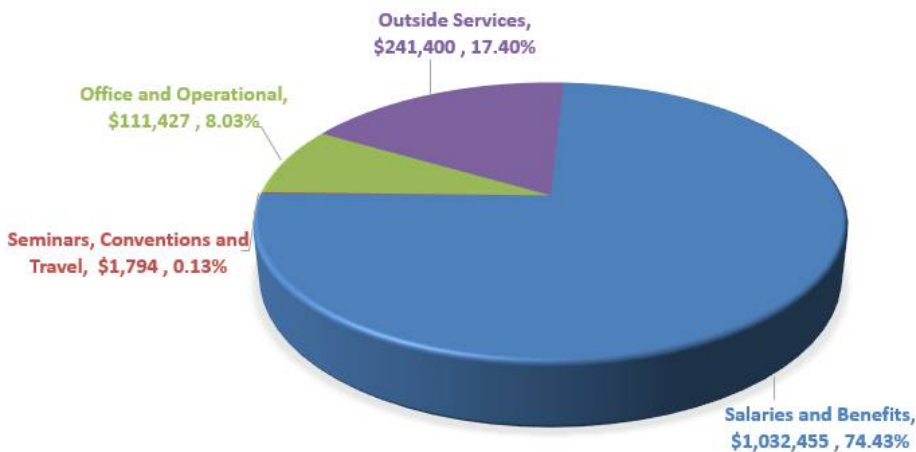
FY 2022-23 PERFORMANCE MEASURES

MEASURE	2021 ACTUAL	2022 TARGET	2022 ESTIMATE	2023 TARGET
<i># OF SAFETY MEETINGS</i>	30	26	30	26
<i># OF WATER DROP NEWSLETTERS PUBLISHED</i>	2	3	3	3
<i>NUMBER OF BILL INSERTS DISTRIBUTED</i>	6	6	6	6

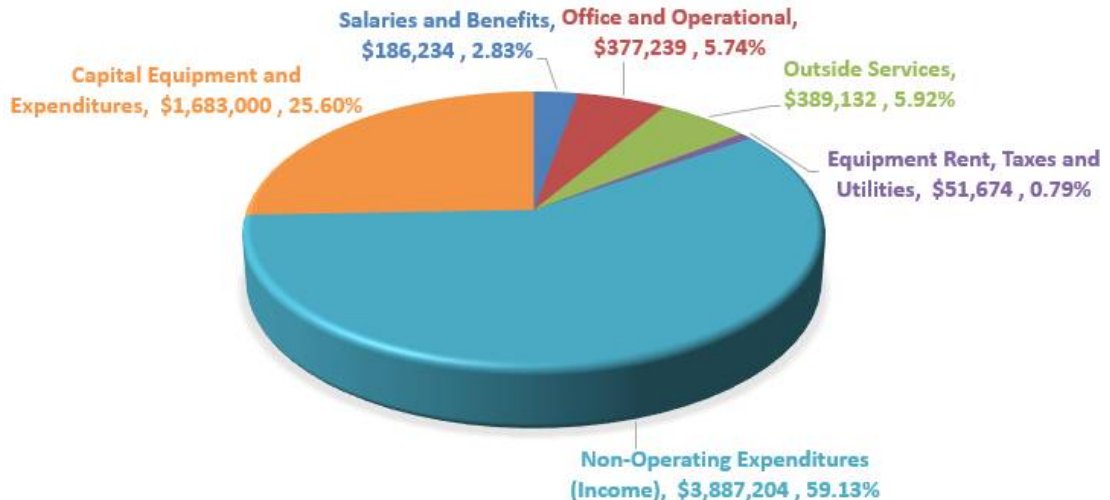
FINANCE AND ADMINISTRATIVE

The Finance Department is responsible for maintaining the fiscal stability in a manner consistent with generally accepted accounting principles and statutory requirements. Included in the Financial Department’s duties are: customer service, accounts payable, billing and accounts receivable, general ledger maintenance, capital assets records, investment activity, accounting, budget development and monitoring, development of cash flow models, debt service, revenue and expenditure forecasting, payroll, financial reporting and coordination with external financial audits. Finance also oversees the general and administrative functions of the District and its administrative building, including purchasing/procurement management, risk management, equipment rent, supplies and building maintenance.

FY 2022-23 FINANCE EXPENDITURES




FY 2022-23 ADMINISTRATIVE EXPENDITURES



Florin Resource Conservation District/Elk Grove Water District
Fiscal Year 2022-23 Operating Budget

FY 2021-22 ACCOMPLISHMENTS

- Completed an update of the District's Reserve Policy to ensure the adequacy of District's operating and future capital reserve requirements to meet operating needs resulting from unforeseen disruptions and to fund future capital projects.
- Developed and implemented new protocols to validate customer authenticity during voice calls to increase security over customer information.
- Completed an IT Security Assessment to determine the state of the District's IT system and infrastructure and resolved issued identified.
- Applied for and received approximately \$246,000 to cover customer arrearages due to COVID through the State's Water and Wastewater Arrearages Program.
- Applied for and received authorization to participate in the State's Low Income Housing Water Assistance Program to provide funding for customer arrearages.
- Achieved the GFOA Certificate of Excellence in Financial Reporting for the 13th consecutive year.
- Achieved the GFOA Distinguished Budget Presentation Award for the 3rd consecutive year.



FY 2022-23 GOALS AND OBJECTIVES

- Complete an analysis to address the District's future system needs.
- Complete a water rate study to develop water rates for calendar year 2024-2028.
- Complete a cost and feasibility analysis for outsourcing customer payments through lockbox.
- Complete the re-certification of the District for the Special District Leadership Foundation District Transparency Certificate of Excellence.
- Complete a cost and feasibility analysis on the implementation of customer text alerts and push notification.
- Complete a cost and feasibility analysis for the implementation of customer ACH draft payments through the use of debit and credit cards.

Florin Resource Conservation District/Elk Grove Water District
Fiscal Year 2022-23 Operating Budget

FY 2022-23 PERFORMANCE MEASURES

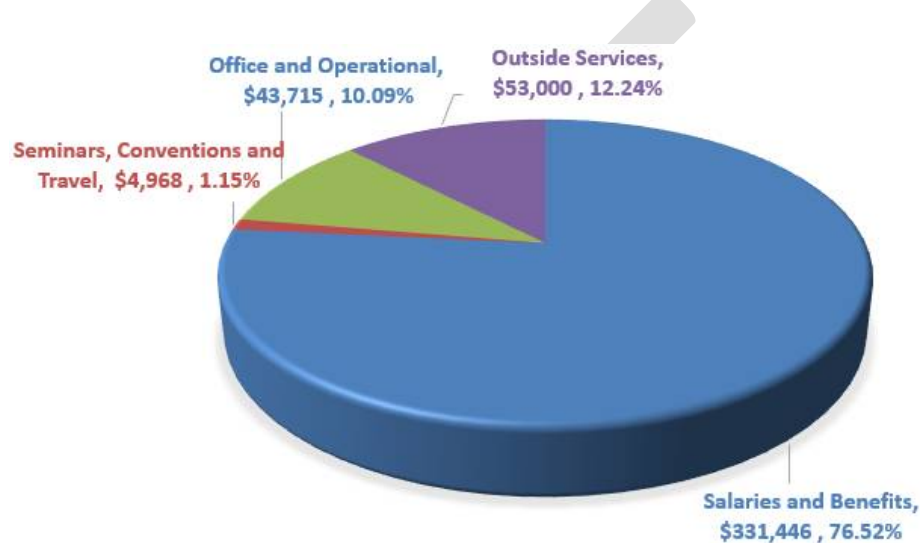
MEASURE	2021 ACTUAL	2022 TARGET	2022 ESTIMATE	2023 TARGET
<i># OF ACCOUNTS PAYABLE CHECKS ISSUED</i>	2099	2200	2150	2200
<i># OF PAYROLLS COMPLETED ON TIME</i>	26	26	26	26
<i># OF NEW ACCOUNTS OPENED</i>	981	800	684	900
<i># OF CUSTOMER REFUNDS ISSUED</i>	568	600	600	600
<i># OF CUSTOMERS RECEIVING PAPERLESS BILLS</i>	2302	2400	2513	2725

DRAFT

TECHNICAL SERVICES


The Technical Services Department provides planning, engineering, construction management, Operations technical support, and district-wide geographic information system (GIS) services. Technical Services Department is also responsible for developing and administering the District’s capital improvement program.

FY 2022-23 TECHNICAL SERVICES EXPENDITURES



FY 2021-22 ACCOMPLISHMENTS

- Supported the District’s consultant with data collection and information to complete the Well Siting and Design Study.
- Completed approximately 90 percent of the CIP projects identified in the FY 2021-22 CIP budget.
- Developed GIS mapping products to improve field staff efficiency and effectiveness in District asset inspection and maintenance operations.
- Updated the District’s Standard Construction Detail Drawings.
- Incorporated DocuSign for all District contracts making the execution of contracts efficient and secure.



Florin Resource Conservation District/Elk Grove Water District
Fiscal Year 2022-23 Operating Budget

FY 2022-23 GOALS AND OBJECTIVES

- Update the District’s Standard Construction Specifications.
- Develop a Master Plan for aging water mains that identifies when water mains should be targeted for replacement.
- Explore using annual or multi-year contracts on recurring tasks to make the District’s bidding and contracting processes more efficient.
- Incorporate the earmarking of funds needed to complete future major CIP projects as part of the asset management planning process.

FY 2022-23 PERFORMANCE MEASURES

MEASURE	2021 ACTUAL	2022 TARGET	2022 ESTIMATE	2023 TARGET
<i>% OF PROJECTS COMPLETED IN ANNUAL CIP</i>	65%	100%	80%	100%
<i>% OF PROJECTS COMPLETED UNDER BUDGET</i>	75%	100%	70%	100%
<i>% OF SUCCESSFUL RESPONSES TO OUTSIDE INFORMATION REQUESTS</i>	100%	100%	100%	100%
<i># OF MONTHLY OPERATIONS REPORTS COMPLETED ON TIME</i>	12	12	12	12

INFORMATION TECHNOLOGY

The District does not have a formal Information Technology (IT) department or staff but considers the operations of IT to be an essential function. The District contracts its Information Technology (IT) services to an IT Professional that reports to the General Manager, who is responsible for information services, including development and support of computers and software, information network, program development, office telecommunications, office security, and office systems. All hardware and software IT costs are budgeted for and directly charged to each department based on actual costs for equipment and software. Contract costs are budgeted for and paid out of the Administrative Budget, as such, there are no expenditures to report for Information Technology.



FY 2021-22 ACCOMPLISHMENTS

- Installed 11,310 security patches to servers and systems.
- Maintained and patched all user software as needed to keep systems operating at peak efficiency. Server system uptime (24x7x365) averaged at 99.323% uptime (and average downtime of 4h 56m 43s per month; this accounts for downtime to patch/reboot systems during off-hours).
- Completed and closed out 11783 help desk tickets - an increase of 100.767%.
- Completed a security scan of all the district's network assets for twelve consecutive months and fixed any major flaws found. Vulnerabilities found, patched, or fixed reduced by 49.59%.
- Implemented the district's Digital Records Policy (from the IT end). This involved setting up a new hardware with tape drives and special Write One Read Many (WORM) tapes (two physical servers, one for on-site, one for off-site; setting up a new document management server system; setting up shared folders with special permissions on each folder; bulk renaming documents both in the shared folders and in the document management system; setting up an automated procedure to upload final public records to the document management software, setting up automated software to verify PDF documents for conformance to standards (and for corruption);
- Assisted Technology Crest in conducting a cyber security review/audit of the District's Information Technology Systems.
- Assisted the Finance Department in the research and implementation a new Internet and Phone contract for the new Administrative Building located on Waterman Road.

**Florin Resource Conservation District/Elk Grove Water District
Fiscal Year 2022-23 Operating Budget**

- Assisted the General Manager in the research and implementation of access controls for the new Administrative Building.
- Completed the roll-out of two factor authentication to security server and workstation/laptop logins as well as Office cloud products.
- Completed a project with iHydrant to get all iHydrant data imported into SCADA. Created an automated solution to accomplish this.

FY 2022-23 GOALS AND OBJECTIVES

- Set up automated disaster recovery response and test response systems to test the effectiveness of the server and system backups.
- Implement any findings and recommendations from the Cyber Security Review.
- Assist in the implementation of a new CMS if that is what is decided upon.
- Get the networking and IT Infrastructure created for the new Admin building. Includes setting up and implementing a new phone system.
- Assist with the implementation of the new access control system for the new Admin building.
- Reduce the outstanding cyber security vulnerabilities (High and Medium) to below 40

FY 2022-23 PERFORMANCE MEASURES

MEASURE	2021 ACTUAL	2022 TARGET	2022 ESTIMATE	2023 TARGET
<i>SYSTEM UPTIME (MONTHLY AVERAGE)</i>	99.8%	99.0%	99.3%	99.0%
<i>HELP DESK TICKETS CLOSED</i>	7,135	7,200	8,695	8,500
<i>OUTSTANDING CYBER SECURITY VILNERABILITIES</i>	92	80	79	70

OPERATIONS

The Operations Department, overseen by the General Manager, consists of the Treatment, Distribution, and Utility Divisions. The purpose of the Operations Department is to operate and maintain all facilities in a manner that safeguards public and employee health, complies with all regulatory requirements, and ensures outstanding customer service. The Operations Department is also responsible for the delivery of water to District customers as well as operating and maintaining the District's pipelines and facilities. This department includes the functions of water quality, system maintenance, planning, operations, inspection, and safety.

TREATMENT DIVISION

The Treatment Division oversees the operation and maintenance of the District's water supply and treatment facilities to ensure safe and reliable water supplies to ratepayers. Responsibilities of the Treatment Division include maintaining strict compliance with all state and federal regulatory agencies with the intent of safeguarding public health and the environment; managing all water quality sampling and reporting to local, state and federal agencies; and maintaining water production and equipment maintenance records and reports



DISTRIBUTION DIVISION

The Distribution Division oversees the operation and maintenance of the District's water distribution facilities to ensure the reliable and safe distribution of water to ratepayers. Responsibilities of the Distribution Division include maintenance of 1,610 fire hydrants to ensure reliable fire flows during emergencies; and maintenance and exercising of 1,843 valves to ensure that every valve is checked and exercised every three years. The Distribution Division also conducts monthly meter readings, responds to all customer service requests, performs corrective maintenance, repairs leaks that occur in the water distribution system, and facilitates the District's backflow/cross-connection program.

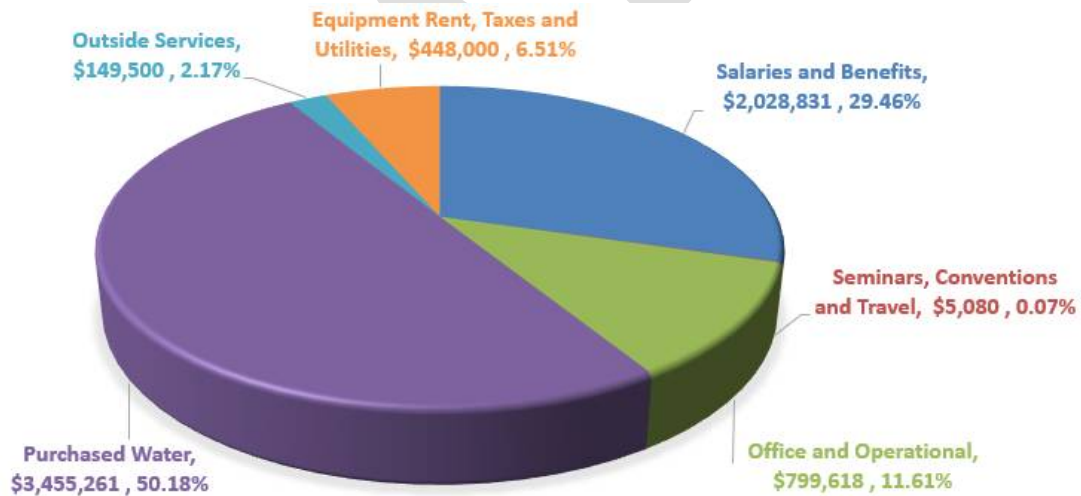


UTILITY DIVISION

The Utility Division oversees the implementation of the capital improvement program for the District’s water system. Responsibilities of the Utility Division are to replace the District’s aging water mains on a pay-as-you-go basis.



FY 2022-23 OPERATIONS DEPARTMENT EXPENDITURES



FY 2021-22 ACCOMPLISHMENTS

- Operated and maintained the District’s water supply, treatment, and distribution system in a safe and reliable manner during the COVID-19 pandemic.
- Installed 3,100 linear feet of new water main pipeline, substantially completing the Backyard Water Mains Replacement project.
- Completed over 800 water quality samples on raw and treated water throughout the system as required by state and federal regulations.
- Maintained the District’s backflow/cross-connection program.
- Completed the rehabilitation of Well 14D.

Florin Resource Conservation District/Elk Grove Water District
Fiscal Year 2022-23 Operating Budget

- Conducted the District’s ongoing valve exercising and hydrant maintenance program.
- Repaired or replaced 14 water distribution valves that were identified as being defective in the valve exercising program.

FY 2022-23 GOALS AND OBJECTIVES

- Install 3,100 linear feet of new water main pipeline.
- Develop construction methods and practices that reduce the installed cost per linear foot of water main pipeline from current levels after adjusting for inflation.
- Become proficient with the new cold planer and restoring small areas of damaged pavement.
- Enhance the District’s valve-exercising program to include valves on transmission mains.
- Develop standard operating procedures for valve exercising, hydrant maintenance, and meter maintenance.
- Develop a maintenance program for the water filtration media used at the District’s water treatment plants.

FY 2022-23 PERFORMANCE MEASURES

MEASURE	2021 ACTUAL	2022 TARGET	2022 ESTIMATE	2023 TARGET
<i>LINEAR FEET OF NEW WATERMAIN INSTALLED</i>	3000	3000	3300	3100
<i># OF WATER DISTRIBUTION VALVES EXERCISED</i>	1524	1524	1524	1524
<i># OF WATER DISTRIBUTION HYDRANTS EXERCISED</i>	552	552	552	552
<i># OF WEEKS PREVENTATIVE MAINTENANCE PROGRAM FOR WATER TREATMENT PLANTS FULLY COMPLETED</i>	52	52	52	52

Florin Resource Conservation District/Elk Grove Water District
Fiscal Year 2022-23 Operating Budget



**LONG-TERM INDEBTEDNESS
BOND COVENANT RATIO**

DRAFT

Florin Resource Conservation District/Elk Grove Water District
Fiscal Year 2022-23 Operating Budget

LONG TERM DEBT OBLIGATIONS

The District’s long-term debt obligations are comprised of the 2014 Series A Water Revenue Refunding Bonds and 2016 Series A Water Revenue Refunding Bonds. A description of the purpose, original issue amounts and principal and interest payments due for FY 2023 are as follows:

	Principal	Interest
<u>Florin Resource Conservation District, Water Revenue Refunding Bonds, 2014 Series A</u>		
On December 16, 2014, the District issued the Florin Resource Conservation District, Water Revenue Refunding Bonds, 2014 Series A in the amount of \$32,325,000. The proceeds were used to prepay aggregate principal amount of outstanding certificates of participation previously executed and delivered by the District, purchase a debt service reserve surety bond, and pay for certain costs associated with the issuance of the 2014 Series A Bonds. The Bonds are secured by a lien on the net water system revenues. Annual principal payments of \$715,000 to \$2,450,000 are due on September 1 through September 1, 2032. Semi-annual interest payments of \$37,625 to \$688,909 are due March 1 and September 1, 2016 through September 1, 2032. The interest rates range from 4.30% to 5.00%. These bonds are rated A- by Standard and Poor's	\$ 22,690,000	\$ 4,988,672
<u>Florin Resource Conservation District, Water Revenue Refunding Bonds, 2016 Series A</u>		
On June 7, 2016, the District issued the Florin Resource Conservation District, Direct Placement Water Revenue Refunding Bonds, 2016 Series A in the amount of \$14,875,000. The proceeds were used to prepay aggregate principal amount of outstanding certificates of participation previously executed and delivered by the District, purchase a debt service reserve surety bond, and pay for certain costs associated with the issuance of the 2016 Series A Bonds. The Bonds are secured by a lien on the net water system revenues. Annual principal payments of \$350,000 to \$2,395,000 are due on September 1 through September 1, 2032. Semi-annual interest payments of \$43,110 to \$261,450 are due March 1 and September 1, 2016 through September 1, 2032. The interest rate is 3.6%. This is a private placement debt obligation and as such is not rated	\$ 12,480,000	\$ 3,303,000
TOTAL	\$ 35,170,000	\$ 8,291,672

Florin Resource Conservation District/Elk Grove Water District
Fiscal Year 2022-23 Operating Budget

Bond Covenant Ratio Requirements

The 2014 and 2016 bonds are parity debt, with the net revenues, less the rate stabilization fund, required to be at least 1.15 times the sum of the cash basis installment principal and interest payments on the outstanding bonds and any other obligation payable from water system revenues.

The calculation of the projected required coverage ratio based on the FY 2023 budget is as follows:

	2023
Covenant:	
Net Income	\$ 5,010,249
Interest and principal payments, cash basis (as defined)	\$ 3,883,204
Coverage ratio computed	1.29

The annual requirements to amortize the outstanding debt through maturity are as follows:

Year Ending June 30,	2014 Refunding, Series A Bonds		Direct Placement 2016 Refunding, Series A Bonds		Total
	Principal	Interest	Principal	Interest	
2023	2,145,000	881,394	415,000	441,810	3,883,204
2024	2,245,000	785,394	430,000	426,600	3,886,994
2025	2,330,000	697,269	450,000	410,760	3,888,029
2026	2,170,000	617,613	765,000	388,890	3,941,503
2027	2,285,000	545,147	790,000	360,900	3,981,047
2028-2032	10,010,000	1,424,231	7,235,000	1,230,930	19,900,161
2033-2033	1,505,000	37,625	2,395,000	43,110	3,980,735
	\$ 22,690,000	\$ 4,988,673	\$ 12,480,000	\$ 3,303,000	\$ 43,461,673

***THIS PAGE
INTENTIONALLY
LEFT BLANK***

DRAFT

**FISCAL YEAR 2022-23
RATES AND FEES SCHEDULE**

DRAFT

Florin Resource Conservation District/Elk Grove Water District
Fiscal Year 2022-23 Operating Budget

Use Charges:

Fixed charge based on the number of accounts and the size of the water meter/connections:

Connection Size	Jan. 1, 2022	Jan. 1, 2023
1"	\$ 61.15	\$ 62.37
1.5"	\$ 86.07	\$ 87.79
2"	\$ 115.97	\$ 118.29
3"	\$ 185.76	\$ 189.48
4"	\$ 285.43	\$ 291.14
6"	\$ 534.64	\$ 555.33
8"	\$ 833.69	\$ 850.36
10"	\$ 1,182.57	\$ 1,206.22

Commodity charge for units of water used in a month:

Service Type	Jan. 1, 2022	Jan. 1, 2023
Residential Metered		
Tier 1 (0-30 CCF)	\$ 1.92	\$ 1.96
Tier 2 (30.01+ CCF)	\$ 4.04	\$ 4.12
CCF = Hundred Cubic Feet		
Non-residential	\$ 1.79	\$ 1.83
Irrigation	\$ 2.27	\$ 2.32

Other Fees:

Private Fire Protection Service Rates:

Connection Size	Jan. 1, 2022	Jan. 1, 2023
2"	\$ 3.02	\$ 3.08
3"	\$ 8.78	\$ 8.96
4"	\$ 18.71	\$ 19.08
6"	\$ 54.34	\$ 55.43
8"	\$ 115.80	\$ 118.12
10"	\$ 208.25	\$ 212.42
12"	\$ 336.37	\$ 343.10

Florin Resource Conservation District/Elk Grove Water District
Fiscal Year 2022-23 Operating Budget

New Connections: Effective August 15, 2018

Fees for new connection to EGWD contain two components. The base charge for a 1-inch meter is \$926.00 and larger meter installations will be charged any additional time and material (T&M) cost. The second is a capacity charge, which covers the cost of “buying-in” to an existing system. New connections in EGWD’s Service Area 2 do not pay the capacity charge, as those costs are part of Sacramento County’s infrastructure.

Meter Size	Meter Charge	Capacity Fee	Total
1”	\$ 926	\$ 4.479	\$ 5,405
1.5”	T&M	\$ 8,958	\$ 8,958 + T&M
2”	T&M	\$ 14,333	\$ 14,333 + T&M
3”	T&M	\$ 26,874	\$ 26,874 + T&M
4”	T&M	\$ 44,790	\$ 44,790 + T&M
6”	T&M	\$ 89,580	\$ 89,580 + T&M

Other: Effective February 15, 2022

Account set up	\$30.00
Return check charge	\$35.00, plus amount of check
Meter re-read	
First request	Free
Subsequent requests	\$25.00
Photocopies - Black and white	\$0.10/page
Photocopies - Color	\$0.15/page
Delinquency shutoff	
Delinquent amount	Amount of past due bill
Door Tag Fee	\$25.00
Late Payment Penalty	\$100.00
24-hour turn-on fee	\$100.00
Meter testing	\$47/hour
Back flow Tag Fee	\$25/tag
Back flow Testing Fee	T/M at contractors’ rate
Fire flow testing	\$156.00
Violation of water ordinance (within 1 year)	
First occurrence	\$100.00
Second occurrence	\$200.00
Each additional occurrence	\$500.00
Plan check fees	
Irrigation only	\$500.00
1 lot (EDU)	\$500.00
2-9 lots (EDUs)	\$2,000.00
10 lots (EDUs) or more	\$5,000.00
Construction/temporary service	
Installation & removal	\$194.00
Weekly rental	\$50.00
Deposit	\$3,000.00
Water Theft	See “Water Theft and Tampering w/ District Facilities Ordinance”

***THIS PAGE
INTENTIONALLY
LEFT BLANK***

DRAFT

**FISCAL YEAR 2022-23
SALARY SCHEDULE**

DRAFT

Florin Resource Conservation District/Elk Grove Water District
Fiscal Year 2022-23 Operating Budget

ELK GROVE WATER DISTRICT
Salary Schedule
Annual, Monthly, Bi-Weekly & Hourly Wage
As of July 1, 2022 (7.20% COLA)

Grade	Step I	Step II	Step III	Step IV	Step V
1	\$ 20,550.40	\$ 21,590.40	\$ 22,630.40	\$ 23,795.20	\$ 24,980.80
	\$ 1,712.53	\$ 1,799.20	\$ 1,885.87	\$ 1,982.93	\$ 2,081.73
	\$ 790.40	\$ 830.40	\$ 870.40	\$ 915.20	\$ 960.80
	\$ 9.88	\$ 10.38	\$ 10.88	\$ 11.44	\$ 12.01
2	\$ 21,049.60	\$ 22,110.40	\$ 23,233.60	\$ 24,377.60	\$ 25,625.60
	\$ 1,754.13	\$ 1,842.53	\$ 1,936.13	\$ 2,031.47	\$ 2,135.47
	\$ 809.60	\$ 850.40	\$ 893.60	\$ 937.60	\$ 985.60
	\$ 10.12	\$ 10.63	\$ 11.17	\$ 11.72	\$ 12.32
3	\$ 21,590.40	\$ 22,630.40	\$ 23,795.20	\$ 24,980.80	\$ 26,249.60
	\$ 1,799.20	\$ 1,885.87	\$ 1,982.93	\$ 2,081.73	\$ 2,187.47
	\$ 830.40	\$ 870.40	\$ 915.20	\$ 960.80	\$ 1,009.60
	\$ 10.38	\$ 10.88	\$ 11.44	\$ 12.01	\$ 12.62
4	\$ 22,110.40	\$ 23,233.60	\$ 24,377.60	\$ 25,625.60	\$ 26,873.60
	\$ 1,842.53	\$ 1,936.13	\$ 2,031.47	\$ 2,135.47	\$ 2,239.47
	\$ 850.40	\$ 893.60	\$ 937.60	\$ 985.60	\$ 1,033.60
	\$ 10.63	\$ 11.17	\$ 11.72	\$ 12.32	\$ 12.92
5	\$ 22,630.40	\$ 23,795.20	\$ 24,980.80	\$ 26,249.60	\$ 27,518.40
	\$ 1,885.87	\$ 1,982.93	\$ 2,081.73	\$ 2,187.47	\$ 2,293.20
	\$ 870.40	\$ 915.20	\$ 960.80	\$ 1,009.60	\$ 1,058.40
	\$ 10.88	\$ 11.44	\$ 12.01	\$ 12.62	\$ 13.23
6	\$ 23,233.60	\$ 24,377.60	\$ 25,625.60	\$ 26,873.60	\$ 28,225.60
	\$ 1,936.13	\$ 2,031.47	\$ 2,135.47	\$ 2,239.47	\$ 2,352.13
	\$ 893.60	\$ 937.60	\$ 985.60	\$ 1,033.60	\$ 1,085.60
	\$ 11.17	\$ 11.72	\$ 12.32	\$ 12.92	\$ 13.57
7	\$ 23,795.20	\$ 24,980.80	\$ 26,249.60	\$ 27,518.40	\$ 28,912.00
	\$ 1,982.93	\$ 2,081.73	\$ 2,187.47	\$ 2,293.20	\$ 2,409.33
	\$ 915.20	\$ 960.80	\$ 1,009.60	\$ 1,058.40	\$ 1,112.00
	\$ 11.44	\$ 12.01	\$ 12.62	\$ 13.23	\$ 13.90
8	\$ 24,377.60	\$ 25,625.60	\$ 26,873.60	\$ 28,225.60	\$ 29,640.00
	\$ 2,031.47	\$ 2,135.47	\$ 2,239.47	\$ 2,352.13	\$ 2,470.00
	\$ 937.60	\$ 985.60	\$ 1,033.60	\$ 1,085.60	\$ 1,140.00
	\$ 11.72	\$ 12.32	\$ 12.92	\$ 13.57	\$ 14.25
9	\$ 24,980.80	\$ 26,249.60	\$ 27,518.40	\$ 28,912.00	\$ 30,368.00
	\$ 2,081.73	\$ 2,187.47	\$ 2,293.20	\$ 2,409.33	\$ 2,530.67
	\$ 960.80	\$ 1,009.60	\$ 1,058.40	\$ 1,112.00	\$ 1,168.00
	\$ 12.01	\$ 12.62	\$ 13.23	\$ 13.90	\$ 14.60
10	\$ 25,625.60	\$ 26,873.60	\$ 28,225.60	\$ 29,640.00	\$ 31,096.00
	\$ 2,135.47	\$ 2,239.47	\$ 2,352.13	\$ 2,470.00	\$ 2,591.33
	\$ 985.60	\$ 1,033.60	\$ 1,085.60	\$ 1,140.00	\$ 1,196.00
	\$ 12.32	\$ 12.92	\$ 13.57	\$ 14.25	\$ 14.95

Florin Resource Conservation District/Elk Grove Water District
Fiscal Year 2022-23 Operating Budget

ELK GROVE WATER DISTRICT
Salary Schedule
Annual, Monthly, Bi-Weekly & Hourly Wage
As of July 1, 2022 (7.20% COLA)

Grade	Step I	Step II	Step III	Step IV	Step V
11	\$ 26,249.60	\$ 27,518.40	\$ 28,912.00	\$ 30,368.00	\$ 31,865.60
	\$ 2,187.47	\$ 2,293.20	\$ 2,409.33	\$ 2,530.67	\$ 2,655.47
	\$ 1,009.60	\$ 1,058.40	\$ 1,112.00	\$ 1,168.00	\$ 1,225.60
	\$ 12.62	\$ 13.23	\$ 13.90	\$ 14.60	\$ 15.32
12	\$ 26,873.60	\$ 28,225.60	\$ 29,640.00	\$ 31,096.00	\$ 32,656.00
	\$ 2,239.47	\$ 2,352.13	\$ 2,470.00	\$ 2,591.33	\$ 2,721.33
	\$ 1,033.60	\$ 1,085.60	\$ 1,140.00	\$ 1,196.00	\$ 1,256.00
	\$ 12.92	\$ 13.57	\$ 14.25	\$ 14.95	\$ 15.70
13	\$ 27,518.40	\$ 28,912.00	\$ 30,368.00	\$ 31,865.60	\$ 33,446.40
	\$ 2,293.20	\$ 2,409.33	\$ 2,530.67	\$ 2,655.47	\$ 2,787.20
	\$ 1,058.40	\$ 1,112.00	\$ 1,168.00	\$ 1,225.60	\$ 1,286.40
	\$ 13.23	\$ 13.90	\$ 14.60	\$ 15.32	\$ 16.08
14	\$ 28,225.60	\$ 29,640.00	\$ 31,096.00	\$ 32,656.00	\$ 34,299.20
	\$ 2,352.13	\$ 2,470.00	\$ 2,591.33	\$ 2,721.33	\$ 2,858.27
	\$ 1,085.60	\$ 1,140.00	\$ 1,196.00	\$ 1,256.00	\$ 1,319.20
	\$ 13.57	\$ 14.25	\$ 14.95	\$ 15.70	\$ 16.49
15	\$ 28,912.00	\$ 30,368.00	\$ 31,865.60	\$ 33,446.40	\$ 35,131.20
	\$ 2,409.33	\$ 2,530.67	\$ 2,655.47	\$ 2,787.20	\$ 2,927.60
	\$ 1,112.00	\$ 1,168.00	\$ 1,225.60	\$ 1,286.40	\$ 1,351.20
	\$ 13.90	\$ 14.60	\$ 15.32	\$ 16.08	\$ 16.89
16	\$ 29,640.00	\$ 31,096.00	\$ 32,656.00	\$ 34,299.20	\$ 36,004.80
	\$ 2,470.00	\$ 2,591.33	\$ 2,721.33	\$ 2,858.27	\$ 3,000.40
	\$ 1,140.00	\$ 1,196.00	\$ 1,256.00	\$ 1,319.20	\$ 1,384.80
	\$ 14.25	\$ 14.95	\$ 15.70	\$ 16.49	\$ 17.31
17	\$ 30,368.00	\$ 31,865.60	\$ 33,446.40	\$ 35,131.20	\$ 36,878.40
	\$ 2,530.67	\$ 2,655.47	\$ 2,787.20	\$ 2,927.60	\$ 3,073.20
	\$ 1,168.00	\$ 1,225.60	\$ 1,286.40	\$ 1,351.20	\$ 1,418.40
	\$ 14.60	\$ 15.32	\$ 16.08	\$ 16.89	\$ 17.73
18	\$ 31,096.00	\$ 32,656.00	\$ 34,299.20	\$ 36,004.80	\$ 37,835.20
	\$ 2,591.33	\$ 2,721.33	\$ 2,858.27	\$ 3,000.40	\$ 3,152.93
	\$ 1,196.00	\$ 1,256.00	\$ 1,319.20	\$ 1,384.80	\$ 1,455.20
	\$ 14.95	\$ 15.70	\$ 16.49	\$ 17.31	\$ 18.19
19	\$ 31,865.60	\$ 33,446.40	\$ 35,131.20	\$ 36,878.40	\$ 38,729.60
	\$ 2,655.47	\$ 2,787.20	\$ 2,927.60	\$ 3,073.20	\$ 3,227.47
	\$ 1,225.60	\$ 1,286.40	\$ 1,351.20	\$ 1,418.40	\$ 1,489.60
	\$ 15.32	\$ 16.08	\$ 16.89	\$ 17.73	\$ 18.62
20	\$ 32,656.00	\$ 34,299.20	\$ 36,004.80	\$ 37,835.20	\$ 39,707.20
	\$ 2,721.33	\$ 2,858.27	\$ 3,000.40	\$ 3,152.93	\$ 3,308.93
	\$ 1,256.00	\$ 1,319.20	\$ 1,384.80	\$ 1,455.20	\$ 1,527.20
	\$ 15.70	\$ 16.49	\$ 17.31	\$ 18.19	\$ 19.09

Florin Resource Conservation District/Elk Grove Water District
Fiscal Year 2022-23 Operating Budget

ELK GROVE WATER DISTRICT
Salary Schedule
Annual, Monthly, Bi-Weekly & Hourly Wage
As of July 1, 2022 (7.20% COLA)

Grade	Step I	Step II	Step III	Step IV	Step V
21	\$ 33,446.40	\$ 35,131.20	\$ 36,878.40	\$ 38,729.60	\$ 40,684.80
	\$ 2,787.20	\$ 2,927.60	\$ 3,073.20	\$ 3,227.47	\$ 3,390.40
	\$ 1,286.40	\$ 1,351.20	\$ 1,418.40	\$ 1,489.60	\$ 1,564.80
	\$ 16.08	\$ 16.89	\$ 17.73	\$ 18.62	\$ 19.56
22	\$ 34,299.20	\$ 36,004.80	\$ 37,835.20	\$ 39,707.20	\$ 41,683.20
	\$ 2,858.27	\$ 3,000.40	\$ 3,152.93	\$ 3,308.93	\$ 3,473.60
	\$ 1,319.20	\$ 1,384.80	\$ 1,455.20	\$ 1,527.20	\$ 1,603.20
	\$ 16.49	\$ 17.31	\$ 18.19	\$ 19.09	\$ 20.04
23	\$ 35,131.20	\$ 36,878.40	\$ 38,729.60	\$ 40,684.80	\$ 42,702.40
	\$ 2,927.60	\$ 3,073.20	\$ 3,227.47	\$ 3,390.40	\$ 3,558.53
	\$ 1,351.20	\$ 1,418.40	\$ 1,489.60	\$ 1,564.80	\$ 1,642.40
	\$ 16.89	\$ 17.73	\$ 18.62	\$ 19.56	\$ 20.53
24	\$ 36,004.80	\$ 37,835.20	\$ 39,707.20	\$ 41,683.20	\$ 43,784.00
	\$ 3,000.40	\$ 3,152.93	\$ 3,308.93	\$ 3,473.60	\$ 3,648.67
	\$ 1,384.80	\$ 1,455.20	\$ 1,527.20	\$ 1,603.20	\$ 1,684.00
	\$ 17.31	\$ 18.19	\$ 19.09	\$ 20.04	\$ 21.05
25	\$ 36,878.40	\$ 38,729.60	\$ 40,684.80	\$ 42,702.40	\$ 44,865.60
	\$ 3,073.20	\$ 3,227.47	\$ 3,390.40	\$ 3,558.53	\$ 3,738.80
	\$ 1,418.40	\$ 1,489.60	\$ 1,564.80	\$ 1,642.40	\$ 1,725.60
	\$ 17.73	\$ 18.62	\$ 19.56	\$ 20.53	\$ 21.57
26	\$ 37,835.20	\$ 39,707.20	\$ 41,683.20	\$ 43,784.00	\$ 45,968.00
	\$ 3,152.93	\$ 3,308.93	\$ 3,473.60	\$ 3,648.67	\$ 3,830.67
	\$ 1,455.20	\$ 1,527.20	\$ 1,603.20	\$ 1,684.00	\$ 1,768.00
	\$ 18.19	\$ 19.09	\$ 20.04	\$ 21.05	\$ 22.10
27	\$ 38,729.60	\$ 40,684.80	\$ 42,702.40	\$ 44,865.60	\$ 47,112.00
	\$ 3,227.47	\$ 3,390.40	\$ 3,558.53	\$ 3,738.80	\$ 3,926.00
	\$ 1,489.60	\$ 1,564.80	\$ 1,642.40	\$ 1,725.60	\$ 1,812.00
	\$ 18.62	\$ 19.56	\$ 20.53	\$ 21.57	\$ 22.65
28	\$ 39,707.20	\$ 41,683.20	\$ 43,784.00	\$ 45,968.00	\$ 48,276.80
	\$ 3,308.93	\$ 3,473.60	\$ 3,648.67	\$ 3,830.67	\$ 4,023.07
	\$ 1,527.20	\$ 1,603.20	\$ 1,684.00	\$ 1,768.00	\$ 1,856.80
	\$ 19.09	\$ 20.04	\$ 21.05	\$ 22.10	\$ 23.21
29	\$ 40,684.80	\$ 42,702.40	\$ 44,865.60	\$ 47,112.00	\$ 49,462.40
	\$ 3,390.40	\$ 3,558.53	\$ 3,738.80	\$ 3,926.00	\$ 4,121.87
	\$ 1,564.80	\$ 1,642.40	\$ 1,725.60	\$ 1,812.00	\$ 1,902.40
	\$ 19.56	\$ 20.53	\$ 21.57	\$ 22.65	\$ 23.78
30	\$ 41,683.20	\$ 43,784.00	\$ 45,968.00	\$ 48,276.80	\$ 50,689.60
	\$ 3,473.60	\$ 3,648.67	\$ 3,830.67	\$ 4,023.07	\$ 4,224.13
	\$ 1,603.20	\$ 1,684.00	\$ 1,768.00	\$ 1,856.80	\$ 1,949.60
	\$ 20.04	\$ 21.05	\$ 22.10	\$ 23.21	\$ 24.37

Florin Resource Conservation District/Elk Grove Water District
Fiscal Year 2022-23 Operating Budget

ELK GROVE WATER DISTRICT
Salary Schedule
Annual, Monthly, Bi-Weekly & Hourly Wage
As of July 1, 2022 (7.20% COLA)

Grade	Step I	Step II	Step III	Step IV	Step V
31	\$ 42,702.40	\$ 44,865.60	\$ 47,112.00	\$ 49,462.40	\$ 51,916.80
	\$ 3,558.53	\$ 3,738.80	\$ 3,926.00	\$ 4,121.87	\$ 4,326.40
	\$ 1,642.40	\$ 1,725.60	\$ 1,812.00	\$ 1,902.40	\$ 1,996.80
	\$ 20.53	\$ 21.57	\$ 22.65	\$ 23.78	\$ 24.96
32	\$ 43,784.00	\$ 45,968.00	\$ 48,276.80	\$ 50,689.60	\$ 53,206.40
	\$ 3,648.67	\$ 3,830.67	\$ 4,023.07	\$ 4,224.13	\$ 4,433.87
	\$ 1,684.00	\$ 1,768.00	\$ 1,856.80	\$ 1,949.60	\$ 2,046.40
	\$ 21.05	\$ 22.10	\$ 23.21	\$ 24.37	\$ 25.58
33	\$ 44,865.60	\$ 47,112.00	\$ 49,462.40	\$ 51,916.80	\$ 54,516.80
	\$ 3,738.80	\$ 3,926.00	\$ 4,121.87	\$ 4,326.40	\$ 4,543.07
	\$ 1,725.60	\$ 1,812.00	\$ 1,902.40	\$ 1,996.80	\$ 2,096.80
	\$ 21.57	\$ 22.65	\$ 23.78	\$ 24.96	\$ 26.21
34	\$ 45,968.00	\$ 48,276.80	\$ 50,689.60	\$ 53,206.40	\$ 55,868.80
	\$ 3,830.67	\$ 4,023.07	\$ 4,224.13	\$ 4,433.87	\$ 4,655.73
	\$ 1,768.00	\$ 1,856.80	\$ 1,949.60	\$ 2,046.40	\$ 2,148.80
	\$ 22.10	\$ 23.21	\$ 24.37	\$ 25.58	\$ 26.86
35	\$ 47,112.00	\$ 49,462.40	\$ 51,916.80	\$ 54,516.80	\$ 57,241.60
	\$ 3,926.00	\$ 4,121.87	\$ 4,326.40	\$ 4,543.07	\$ 4,770.13
	\$ 1,812.00	\$ 1,902.40	\$ 1,996.80	\$ 2,096.80	\$ 2,201.60
	\$ 22.65	\$ 23.78	\$ 24.96	\$ 26.21	\$ 27.52
36	\$ 48,276.80	\$ 50,689.60	\$ 53,206.40	\$ 55,868.80	\$ 58,656.00
	\$ 4,023.07	\$ 4,224.13	\$ 4,433.87	\$ 4,655.73	\$ 4,888.00
	\$ 1,856.80	\$ 1,949.60	\$ 2,046.40	\$ 2,148.80	\$ 2,256.00
	\$ 23.21	\$ 24.37	\$ 25.58	\$ 26.86	\$ 28.20
37	\$ 49,462.40	\$ 51,916.80	\$ 54,516.80	\$ 57,241.60	\$ 60,091.20
	\$ 4,121.87	\$ 4,326.40	\$ 4,543.07	\$ 4,770.13	\$ 5,007.60
	\$ 1,902.40	\$ 1,996.80	\$ 2,096.80	\$ 2,201.60	\$ 2,311.20
	\$ 23.78	\$ 24.96	\$ 26.21	\$ 27.52	\$ 28.89
38	\$ 50,689.60	\$ 53,206.40	\$ 55,868.80	\$ 58,656.00	\$ 61,630.40
	\$ 4,224.13	\$ 4,433.87	\$ 4,655.73	\$ 4,888.00	\$ 5,135.87
	\$ 1,949.60	\$ 2,046.40	\$ 2,148.80	\$ 2,256.00	\$ 2,370.40
	\$ 24.37	\$ 25.58	\$ 26.86	\$ 28.20	\$ 29.63
39	\$ 51,916.80	\$ 54,516.80	\$ 57,241.60	\$ 60,091.20	\$ 63,107.20
	\$ 4,326.40	\$ 4,543.07	\$ 4,770.13	\$ 5,007.60	\$ 5,258.93
	\$ 1,996.80	\$ 2,096.80	\$ 2,201.60	\$ 2,311.20	\$ 2,427.20
	\$ 24.96	\$ 26.21	\$ 27.52	\$ 28.89	\$ 30.34
40	\$ 53,206.40	\$ 55,868.80	\$ 58,656.00	\$ 61,630.40	\$ 64,688.00
	\$ 4,433.87	\$ 4,655.73	\$ 4,888.00	\$ 5,135.87	\$ 5,390.67
	\$ 2,046.40	\$ 2,148.80	\$ 2,256.00	\$ 2,370.40	\$ 2,488.00
	\$ 25.58	\$ 26.86	\$ 28.20	\$ 29.63	\$ 31.10

Florin Resource Conservation District/Elk Grove Water District
Fiscal Year 2022-23 Operating Budget

ELK GROVE WATER DISTRICT
Salary Schedule
Annual, Monthly, Bi-Weekly & Hourly Wage
As of July 1, 2022 (7.20% COLA)

Grade	Step I	Step II	Step III	Step IV	Step V
41	\$ 54,516.80	\$ 57,241.60	\$ 60,091.20	\$ 63,107.20	\$ 66,248.00
	\$ 4,543.07	\$ 4,770.13	\$ 5,007.60	\$ 5,258.93	\$ 5,520.67
	\$ 2,096.80	\$ 2,201.60	\$ 2,311.20	\$ 2,427.20	\$ 2,548.00
	\$ 26.21	\$ 27.52	\$ 28.89	\$ 30.34	\$ 31.85
42	\$ 55,868.80	\$ 58,656.00	\$ 61,630.40	\$ 64,688.00	\$ 67,912.00
	\$ 4,655.73	\$ 4,888.00	\$ 5,135.87	\$ 5,390.67	\$ 5,659.33
	\$ 2,148.80	\$ 2,256.00	\$ 2,370.40	\$ 2,488.00	\$ 2,612.00
	\$ 26.86	\$ 28.20	\$ 29.63	\$ 31.10	\$ 32.65
43	\$ 57,241.60	\$ 60,091.20	\$ 63,107.20	\$ 66,248.00	\$ 69,596.80
	\$ 4,770.13	\$ 5,007.60	\$ 5,258.93	\$ 5,520.67	\$ 5,799.73
	\$ 2,201.60	\$ 2,311.20	\$ 2,427.20	\$ 2,548.00	\$ 2,676.80
	\$ 27.52	\$ 28.89	\$ 30.34	\$ 31.85	\$ 33.46
44	\$ 58,656.00	\$ 61,630.40	\$ 64,688.00	\$ 67,912.00	\$ 71,323.20
	\$ 4,888.00	\$ 5,135.87	\$ 5,390.67	\$ 5,659.33	\$ 5,943.60
	\$ 2,256.00	\$ 2,370.40	\$ 2,488.00	\$ 2,612.00	\$ 2,743.20
	\$ 28.20	\$ 29.63	\$ 31.10	\$ 32.65	\$ 34.29
45	\$ 60,091.20	\$ 63,107.20	\$ 66,248.00	\$ 69,596.80	\$ 73,049.60
	\$ 5,007.60	\$ 5,258.93	\$ 5,520.67	\$ 5,799.73	\$ 6,087.47
	\$ 2,311.20	\$ 2,427.20	\$ 2,548.00	\$ 2,676.80	\$ 2,809.60
	\$ 28.89	\$ 30.34	\$ 31.85	\$ 33.46	\$ 35.12
46	\$ 61,630.40	\$ 64,688.00	\$ 67,912.00	\$ 71,323.20	\$ 74,880.00
	\$ 5,135.87	\$ 5,390.67	\$ 5,659.33	\$ 5,943.60	\$ 6,240.00
	\$ 2,370.40	\$ 2,488.00	\$ 2,612.00	\$ 2,743.20	\$ 2,880.00
	\$ 29.63	\$ 31.10	\$ 32.65	\$ 34.29	\$ 36.00
47	\$ 63,107.20	\$ 66,248.00	\$ 69,596.80	\$ 73,049.60	\$ 76,710.40
	\$ 5,258.93	\$ 5,520.67	\$ 5,799.73	\$ 6,087.47	\$ 6,392.53
	\$ 2,427.20	\$ 2,548.00	\$ 2,676.80	\$ 2,809.60	\$ 2,950.40
	\$ 30.34	\$ 31.85	\$ 33.46	\$ 35.12	\$ 36.88
48	\$ 64,688.00	\$ 67,912.00	\$ 71,323.20	\$ 74,880.00	\$ 78,644.80
	\$ 5,390.67	\$ 5,659.33	\$ 5,943.60	\$ 6,240.00	\$ 6,553.73
	\$ 2,488.00	\$ 2,612.00	\$ 2,743.20	\$ 2,880.00	\$ 3,024.80
	\$ 31.10	\$ 32.65	\$ 34.29	\$ 36.00	\$ 37.81
49	\$ 66,248.00	\$ 69,596.80	\$ 73,049.60	\$ 76,710.40	\$ 80,537.60
	\$ 5,520.67	\$ 5,799.73	\$ 6,087.47	\$ 6,392.53	\$ 6,711.47
	\$ 2,548.00	\$ 2,676.80	\$ 2,809.60	\$ 2,950.40	\$ 3,097.60
	\$ 31.85	\$ 33.46	\$ 35.12	\$ 36.88	\$ 38.72
50	\$ 67,912.00	\$ 71,323.20	\$ 74,880.00	\$ 78,644.80	\$ 82,513.60
	\$ 5,659.33	\$ 5,943.60	\$ 6,240.00	\$ 6,553.73	\$ 6,876.13
	\$ 2,612.00	\$ 2,743.20	\$ 2,880.00	\$ 3,024.80	\$ 3,173.60
	\$ 32.65	\$ 34.29	\$ 36.00	\$ 37.81	\$ 39.67

Florin Resource Conservation District/Elk Grove Water District
Fiscal Year 2022-23 Operating Budget

ELK GROVE WATER DISTRICT
Salary Schedule
Annual, Monthly, Bi-Weekly & Hourly Wage
As of July 1, 2022 (7.20% COLA)

Grade	Step I	Step II	Step III	Step IV	Step V
51	\$ 69,596.80	\$ 73,049.60	\$ 76,710.40	\$ 80,537.60	\$ 84,572.80
	\$ 5,799.73	\$ 6,087.47	\$ 6,392.53	\$ 6,711.47	\$ 7,047.73
	\$ 2,676.80	\$ 2,809.60	\$ 2,950.40	\$ 3,097.60	\$ 3,252.80
	\$ 33.46	\$ 35.12	\$ 36.88	\$ 38.72	\$ 40.66
52	\$ 71,323.20	\$ 74,880.00	\$ 78,644.80	\$ 82,513.60	\$ 86,673.60
	\$ 5,943.60	\$ 6,240.00	\$ 6,553.73	\$ 6,876.13	\$ 7,222.80
	\$ 2,743.20	\$ 2,880.00	\$ 3,024.80	\$ 3,173.60	\$ 3,333.60
	\$ 34.29	\$ 36.00	\$ 37.81	\$ 39.67	\$ 41.67
53	\$ 73,049.60	\$ 76,710.40	\$ 80,537.60	\$ 84,572.80	\$ 88,816.00
	\$ 6,087.47	\$ 6,392.53	\$ 6,711.47	\$ 7,047.73	\$ 7,401.33
	\$ 2,809.60	\$ 2,950.40	\$ 3,097.60	\$ 3,252.80	\$ 3,416.00
	\$ 35.12	\$ 36.88	\$ 38.72	\$ 40.66	\$ 42.70
54	\$ 74,880.00	\$ 78,644.80	\$ 82,513.60	\$ 86,673.60	\$ 91,041.60
	\$ 6,240.00	\$ 6,553.73	\$ 6,876.13	\$ 7,222.80	\$ 7,586.80
	\$ 2,880.00	\$ 3,024.80	\$ 3,173.60	\$ 3,333.60	\$ 3,501.60
	\$ 36.00	\$ 37.81	\$ 39.67	\$ 41.67	\$ 43.77
55	\$ 76,710.40	\$ 80,537.60	\$ 84,572.80	\$ 88,816.00	\$ 93,246.40
	\$ 6,392.53	\$ 6,711.47	\$ 7,047.73	\$ 7,401.33	\$ 7,770.53
	\$ 2,950.40	\$ 3,097.60	\$ 3,252.80	\$ 3,416.00	\$ 3,586.40
	\$ 36.88	\$ 38.72	\$ 40.66	\$ 42.70	\$ 44.83
56	\$ 78,644.80	\$ 82,513.60	\$ 86,673.60	\$ 91,041.60	\$ 95,596.80
	\$ 6,553.73	\$ 6,876.13	\$ 7,222.80	\$ 7,586.80	\$ 7,966.40
	\$ 3,024.80	\$ 3,173.60	\$ 3,333.60	\$ 3,501.60	\$ 3,676.80
	\$ 37.81	\$ 39.67	\$ 41.67	\$ 43.77	\$ 45.96
57	\$ 80,537.60	\$ 84,572.80	\$ 88,816.00	\$ 93,246.40	\$ 97,905.60
	\$ 6,711.47	\$ 7,047.73	\$ 7,401.33	\$ 7,770.53	\$ 8,158.80
	\$ 3,097.60	\$ 3,252.80	\$ 3,416.00	\$ 3,586.40	\$ 3,765.60
	\$ 38.72	\$ 40.66	\$ 42.70	\$ 44.83	\$ 47.07
58	\$ 82,513.60	\$ 86,673.60	\$ 91,041.60	\$ 95,596.80	\$ 100,360.00
	\$ 6,876.13	\$ 7,222.80	\$ 7,586.80	\$ 7,966.40	\$ 8,363.33
	\$ 3,173.60	\$ 3,333.60	\$ 3,501.60	\$ 3,676.80	\$ 3,860.00
	\$ 39.67	\$ 41.67	\$ 43.77	\$ 45.96	\$ 48.25
59	\$ 84,572.80	\$ 88,816.00	\$ 93,246.40	\$ 97,905.60	\$ 102,814.40
	\$ 7,047.73	\$ 7,401.33	\$ 7,770.53	\$ 8,158.80	\$ 8,567.87
	\$ 3,252.80	\$ 3,416.00	\$ 3,586.40	\$ 3,765.60	\$ 3,954.40
	\$ 40.66	\$ 42.70	\$ 44.83	\$ 47.07	\$ 49.43
60	\$ 86,673.60	\$ 91,041.60	\$ 95,596.80	\$ 100,360.00	\$ 105,352.00
	\$ 7,222.80	\$ 7,586.80	\$ 7,966.40	\$ 8,363.33	\$ 8,779.33
	\$ 3,333.60	\$ 3,501.60	\$ 3,676.80	\$ 3,860.00	\$ 4,052.00
	\$ 41.67	\$ 43.77	\$ 45.96	\$ 48.25	\$ 50.65

Florin Resource Conservation District/Elk Grove Water District
Fiscal Year 2022-23 Operating Budget

ELK GROVE WATER DISTRICT
Salary Schedule
Annual, Monthly, Bi-Weekly & Hourly Wage
As of July 1, 2022 (7.20% COLA)

Grade	Step I	Step II	Step III	Step IV	Step V
61	\$ 88,816.00	\$ 93,246.40	\$ 97,905.60	\$ 102,814.40	\$ 107,952.00
	\$ 7,401.33	\$ 7,770.53	\$ 8,158.80	\$ 8,567.87	\$ 8,996.00
	\$ 3,416.00	\$ 3,586.40	\$ 3,765.60	\$ 3,954.40	\$ 4,152.00
	\$ 42.70	\$ 44.83	\$ 47.07	\$ 49.43	\$ 51.90
62	\$ 91,041.60	\$ 95,596.80	\$ 100,360.00	\$ 105,352.00	\$ 110,614.40
	\$ 7,586.80	\$ 7,966.40	\$ 8,363.33	\$ 8,779.33	\$ 9,217.87
	\$ 3,501.60	\$ 3,676.80	\$ 3,860.00	\$ 4,052.00	\$ 4,254.40
	\$ 43.77	\$ 45.96	\$ 48.25	\$ 50.65	\$ 53.18
63	\$ 93,246.40	\$ 97,905.60	\$ 102,814.40	\$ 107,952.00	\$ 113,318.40
	\$ 7,770.53	\$ 8,158.80	\$ 8,567.87	\$ 8,996.00	\$ 9,443.20
	\$ 3,586.40	\$ 3,765.60	\$ 3,954.40	\$ 4,152.00	\$ 4,358.40
	\$ 44.83	\$ 47.07	\$ 49.43	\$ 51.90	\$ 54.48
64	\$ 95,596.80	\$ 100,360.00	\$ 105,352.00	\$ 110,614.40	\$ 116,168.00
	\$ 7,966.40	\$ 8,363.33	\$ 8,779.33	\$ 9,217.87	\$ 9,680.67
	\$ 3,676.80	\$ 3,860.00	\$ 4,052.00	\$ 4,254.40	\$ 4,468.00
	\$ 45.96	\$ 48.25	\$ 50.65	\$ 53.18	\$ 55.85
65	\$ 97,905.60	\$ 102,814.40	\$ 107,952.00	\$ 113,318.40	\$ 118,976.00
	\$ 8,158.80	\$ 8,567.87	\$ 8,996.00	\$ 9,443.20	\$ 9,914.67
	\$ 3,765.60	\$ 3,954.40	\$ 4,152.00	\$ 4,358.40	\$ 4,576.00
	\$ 47.07	\$ 49.43	\$ 51.90	\$ 54.48	\$ 57.20
66	\$ 100,360.00	\$ 105,352.00	\$ 110,614.40	\$ 116,168.00	\$ 121,992.00
	\$ 8,363.33	\$ 8,779.33	\$ 9,217.87	\$ 9,680.67	\$ 10,166.00
	\$ 3,860.00	\$ 4,052.00	\$ 4,254.40	\$ 4,468.00	\$ 4,692.00
	\$ 48.25	\$ 50.65	\$ 53.18	\$ 55.85	\$ 58.65
67	\$ 102,814.40	\$ 107,952.00	\$ 113,318.40	\$ 118,976.00	\$ 124,924.80
	\$ 8,567.87	\$ 8,996.00	\$ 9,443.20	\$ 9,914.67	\$ 10,410.40
	\$ 3,954.40	\$ 4,152.00	\$ 4,358.40	\$ 4,576.00	\$ 4,804.80
	\$ 49.43	\$ 51.90	\$ 54.48	\$ 57.20	\$ 60.06
68	\$ 105,352.00	\$ 110,614.40	\$ 116,168.00	\$ 121,992.00	\$ 128,044.80
	\$ 8,779.33	\$ 9,217.87	\$ 9,680.67	\$ 10,166.00	\$ 10,670.40
	\$ 4,052.00	\$ 4,254.40	\$ 4,468.00	\$ 4,692.00	\$ 4,924.80
	\$ 50.65	\$ 53.18	\$ 55.85	\$ 58.65	\$ 61.56
69	\$ 107,952.00	\$ 113,318.40	\$ 118,976.00	\$ 124,924.80	\$ 131,206.40
	\$ 8,996.00	\$ 9,443.20	\$ 9,914.67	\$ 10,410.40	\$ 10,933.87
	\$ 4,152.00	\$ 4,358.40	\$ 4,576.00	\$ 4,804.80	\$ 5,046.40
	\$ 51.90	\$ 54.48	\$ 57.20	\$ 60.06	\$ 63.08
70	\$ 110,614.40	\$ 116,168.00	\$ 121,992.00	\$ 128,044.80	\$ 134,472.00
	\$ 9,217.87	\$ 9,680.67	\$ 10,166.00	\$ 10,670.40	\$ 11,206.00
	\$ 4,254.40	\$ 4,468.00	\$ 4,692.00	\$ 4,924.80	\$ 5,172.00
	\$ 53.18	\$ 55.85	\$ 58.65	\$ 61.56	\$ 64.65

Florin Resource Conservation District/Elk Grove Water District
Fiscal Year 2022-23 Operating Budget

ELK GROVE WATER DISTRICT
Salary Schedule
Annual, Monthly, Bi-Weekly & Hourly Wage
As of July 1, 2022 (7.20% COLA)

Grade	Step I	Step II	Step III	Step IV	Step V
71	\$ 113,318.40	\$ 118,976.00	\$ 124,924.80	\$ 131,206.40	\$ 137,758.40
	\$ 9,443.20	\$ 9,914.67	\$ 10,410.40	\$ 10,933.87	\$ 11,479.87
	\$ 4,358.40	\$ 4,576.00	\$ 4,804.80	\$ 5,046.40	\$ 5,298.40
	\$ 54.48	\$ 57.20	\$ 60.06	\$ 63.08	\$ 66.23
72	\$ 116,168.00	\$ 121,992.00	\$ 128,044.80	\$ 134,472.00	\$ 141,211.20
	\$ 9,680.67	\$ 10,166.00	\$ 10,670.40	\$ 11,206.00	\$ 11,767.60
	\$ 4,468.00	\$ 4,692.00	\$ 4,924.80	\$ 5,172.00	\$ 5,431.20
	\$ 55.85	\$ 58.65	\$ 61.56	\$ 64.65	\$ 67.89
73	\$ 118,976.00	\$ 124,924.80	\$ 131,206.40	\$ 137,758.40	\$ 144,643.20
	\$ 9,914.67	\$ 10,410.40	\$ 10,933.87	\$ 11,479.87	\$ 12,053.60
	\$ 4,576.00	\$ 4,804.80	\$ 5,046.40	\$ 5,298.40	\$ 5,563.20
	\$ 57.20	\$ 60.06	\$ 63.08	\$ 66.23	\$ 69.54
74	\$ 121,992.00	\$ 128,044.80	\$ 134,472.00	\$ 141,211.20	\$ 148,241.60
	\$ 10,166.00	\$ 10,670.40	\$ 11,206.00	\$ 11,767.60	\$ 12,353.47
	\$ 4,692.00	\$ 4,924.80	\$ 5,172.00	\$ 5,431.20	\$ 5,701.60
	\$ 58.65	\$ 61.56	\$ 64.65	\$ 67.89	\$ 71.27
75	\$ 124,924.80	\$ 131,206.40	\$ 137,758.40	\$ 144,643.20	\$ 151,860.80
	\$ 10,410.40	\$ 10,933.87	\$ 11,479.87	\$ 12,053.60	\$ 12,655.07
	\$ 4,804.80	\$ 5,046.40	\$ 5,298.40	\$ 5,563.20	\$ 5,840.80
	\$ 60.06	\$ 63.08	\$ 66.23	\$ 69.54	\$ 73.01
76	\$ 128,044.80	\$ 134,472.00	\$ 141,211.20	\$ 148,241.60	\$ 155,688.00
	\$ 10,670.40	\$ 11,206.00	\$ 11,767.60	\$ 12,353.47	\$ 12,974.00
	\$ 4,924.80	\$ 5,172.00	\$ 5,431.20	\$ 5,701.60	\$ 5,988.00
	\$ 61.56	\$ 64.65	\$ 67.89	\$ 71.27	\$ 74.85
77	\$ 131,206.40	\$ 137,758.40	\$ 144,643.20	\$ 151,860.80	\$ 159,473.60
	\$ 10,933.87	\$ 11,479.87	\$ 12,053.60	\$ 12,655.07	\$ 13,289.47
	\$ 5,046.40	\$ 5,298.40	\$ 5,563.20	\$ 5,840.80	\$ 6,133.60
	\$ 63.08	\$ 66.23	\$ 69.54	\$ 73.01	\$ 76.67
78	\$ 134,472.00	\$ 141,211.20	\$ 148,241.60	\$ 155,688.00	\$ 163,467.20
	\$ 11,206.00	\$ 11,767.60	\$ 12,353.47	\$ 12,974.00	\$ 13,622.27
	\$ 5,172.00	\$ 5,431.20	\$ 5,701.60	\$ 5,988.00	\$ 6,287.20
	\$ 64.65	\$ 67.89	\$ 71.27	\$ 74.85	\$ 78.59
79	\$ 137,758.40	\$ 144,643.20	\$ 151,860.80	\$ 159,473.60	\$ 167,460.80
	\$ 11,479.87	\$ 12,053.60	\$ 12,655.07	\$ 13,289.47	\$ 13,955.07
	\$ 5,298.40	\$ 5,563.20	\$ 5,840.80	\$ 6,133.60	\$ 6,440.80
	\$ 66.23	\$ 69.54	\$ 73.01	\$ 76.67	\$ 80.51
80	\$ 141,211.20	\$ 148,241.60	\$ 155,688.00	\$ 163,467.20	\$ 171,620.80
	\$ 11,767.60	\$ 12,353.47	\$ 12,974.00	\$ 13,622.27	\$ 14,301.73
	\$ 5,431.20	\$ 5,701.60	\$ 5,988.00	\$ 6,287.20	\$ 6,600.80
	\$ 67.89	\$ 71.27	\$ 74.85	\$ 78.59	\$ 82.51

Florin Resource Conservation District/Elk Grove Water District
Fiscal Year 2022-23 Operating Budget

ELK GROVE WATER DISTRICT
Salary Schedule
Annual, Monthly, Bi-Weekly & Hourly Wage
As of July 1, 2022 (7.20% COLA)

Grade	Step I	Step II	Step III	Step IV	Step V
81	\$ 144,643.20	\$ 151,860.80	\$ 159,473.60	\$ 167,460.80	\$ 175,822.40
	\$ 12,053.60	\$ 12,655.07	\$ 13,289.47	\$ 13,955.07	\$ 14,651.87
	\$ 5,563.20	\$ 5,840.80	\$ 6,133.60	\$ 6,440.80	\$ 6,762.40
	\$ 69.54	\$ 73.01	\$ 76.67	\$ 80.51	\$ 84.53
82	\$ 148,241.60	\$ 155,688.00	\$ 163,467.20	\$ 171,620.80	\$ 180,232.00
	\$ 12,353.47	\$ 12,974.00	\$ 13,622.27	\$ 14,301.73	\$ 15,019.33
	\$ 5,701.60	\$ 5,988.00	\$ 6,287.20	\$ 6,600.80	\$ 6,932.00
	\$ 71.27	\$ 74.85	\$ 78.59	\$ 82.51	\$ 86.65
83	\$ 151,860.80	\$ 159,473.60	\$ 167,460.80	\$ 175,822.40	\$ 184,579.20
	\$ 12,655.07	\$ 13,289.47	\$ 13,955.07	\$ 14,651.87	\$ 15,381.60
	\$ 5,840.80	\$ 6,133.60	\$ 6,440.80	\$ 6,762.40	\$ 7,099.20
	\$ 73.01	\$ 76.67	\$ 80.51	\$ 84.53	\$ 88.74
84	\$ 155,688.00	\$ 163,467.20	\$ 171,620.80	\$ 180,232.00	\$ 189,217.60
	\$ 12,974.00	\$ 13,622.27	\$ 14,301.73	\$ 15,019.33	\$ 15,768.13
	\$ 5,988.00	\$ 6,287.20	\$ 6,600.80	\$ 6,932.00	\$ 7,277.60
	\$ 74.85	\$ 78.59	\$ 82.51	\$ 86.65	\$ 90.97
85	\$ 159,473.60	\$ 167,460.80	\$ 175,822.40	\$ 184,579.20	\$ 193,814.40
	\$ 13,289.47	\$ 13,955.07	\$ 14,651.87	\$ 15,381.60	\$ 16,151.20
	\$ 6,133.60	\$ 6,440.80	\$ 6,762.40	\$ 7,099.20	\$ 7,454.40
	\$ 76.67	\$ 80.51	\$ 84.53	\$ 88.74	\$ 93.18
86	\$ 163,467.20	\$ 171,620.80	\$ 180,232.00	\$ 189,217.60	\$ 198,681.60
	\$ 13,622.27	\$ 14,301.73	\$ 15,019.33	\$ 15,768.13	\$ 16,556.80
	\$ 6,287.20	\$ 6,600.80	\$ 6,932.00	\$ 7,277.60	\$ 7,641.60
	\$ 78.59	\$ 82.51	\$ 86.65	\$ 90.97	\$ 95.52
87	\$ 167,460.80	\$ 175,822.40	\$ 184,579.20	\$ 193,814.40	\$ 203,528.00
	\$ 13,955.07	\$ 14,651.87	\$ 15,381.60	\$ 16,151.20	\$ 16,960.67
	\$ 6,440.80	\$ 6,762.40	\$ 7,099.20	\$ 7,454.40	\$ 7,828.00
	\$ 80.51	\$ 84.53	\$ 88.74	\$ 93.18	\$ 97.85
88	\$ 171,620.80	\$ 180,232.00	\$ 189,217.60	\$ 198,681.60	\$ 208,603.20
	\$ 14,301.73	\$ 15,019.33	\$ 15,768.13	\$ 16,556.80	\$ 17,383.60
	\$ 6,600.80	\$ 6,932.00	\$ 7,277.60	\$ 7,641.60	\$ 8,023.20
	\$ 82.51	\$ 86.65	\$ 90.97	\$ 95.52	\$ 100.29
89	\$ 175,822.40	\$ 184,579.20	\$ 193,814.40	\$ 203,528.00	\$ 213,699.20
	\$ 14,651.87	\$ 15,381.60	\$ 16,151.20	\$ 16,960.67	\$ 17,808.27
	\$ 6,762.40	\$ 7,099.20	\$ 7,454.40	\$ 7,828.00	\$ 8,219.20
	\$ 84.53	\$ 88.74	\$ 93.18	\$ 97.85	\$ 102.74
90	\$ 180,232.00	\$ 189,217.60	\$ 198,681.60	\$ 208,603.20	\$ 219,044.80
	\$ 15,019.33	\$ 15,768.13	\$ 16,556.80	\$ 17,383.60	\$ 18,253.73
	\$ 6,932.00	\$ 7,277.60	\$ 7,641.60	\$ 8,023.20	\$ 8,424.80
	\$ 86.65	\$ 90.97	\$ 95.52	\$ 100.29	\$ 105.31

Florin Resource Conservation District/Elk Grove Water District
Fiscal Year 2022-23 Operating Budget

ELK GROVE WATER DISTRICT
Salary Schedule
Annual, Monthly, Bi-Weekly & Hourly Wage
As of July 1, 2022 (7.20% COLA)

Grade	Step I	Step II	Step III	Step IV	Step V
91	\$ 184,579.20	\$ 193,814.40	\$ 203,528.00	\$ 213,699.20	\$ 224,390.40
	\$ 15,381.60	\$ 16,151.20	\$ 16,960.67	\$ 17,808.27	\$ 18,699.20
	\$ 7,099.20	\$ 7,454.40	\$ 7,828.00	\$ 8,219.20	\$ 8,630.40
	\$ 88.74	\$ 93.18	\$ 97.85	\$ 102.74	\$ 107.88
92	\$ 189,217.60	\$ 198,681.60	\$ 208,603.20	\$ 219,044.80	\$ 230,006.40
	\$ 15,768.13	\$ 16,556.80	\$ 17,383.60	\$ 18,253.73	\$ 19,167.20
	\$ 7,277.60	\$ 7,641.60	\$ 8,023.20	\$ 8,424.80	\$ 8,846.40
	\$ 90.97	\$ 95.52	\$ 100.29	\$ 105.31	\$ 110.58
93	\$ 193,814.40	\$ 203,528.00	\$ 213,699.20	\$ 224,390.40	\$ 235,643.20
	\$ 16,151.20	\$ 16,960.67	\$ 17,808.27	\$ 18,699.20	\$ 19,636.93
	\$ 7,454.40	\$ 7,828.00	\$ 8,219.20	\$ 8,630.40	\$ 9,063.20
	\$ 93.18	\$ 97.85	\$ 102.74	\$ 107.88	\$ 113.29
94	\$ 198,681.60	\$ 208,603.20	\$ 219,044.80	\$ 230,006.40	\$ 241,508.80
	\$ 16,556.80	\$ 17,383.60	\$ 18,253.73	\$ 19,167.20	\$ 20,125.73
	\$ 7,641.60	\$ 8,023.20	\$ 8,424.80	\$ 8,846.40	\$ 9,288.80
	\$ 95.52	\$ 100.29	\$ 105.31	\$ 110.58	\$ 116.11
95	\$ 203,528.00	\$ 213,699.20	\$ 224,390.40	\$ 235,643.20	\$ 247,416.00
	\$ 16,960.67	\$ 17,808.27	\$ 18,699.20	\$ 19,636.93	\$ 20,618.00
	\$ 7,828.00	\$ 8,219.20	\$ 8,630.40	\$ 9,063.20	\$ 9,516.00
	\$ 97.85	\$ 102.74	\$ 107.88	\$ 113.29	\$ 118.95
96	\$ 208,603.20	\$ 219,044.80	\$ 230,006.40	\$ 241,508.80	\$ 253,552.00
	\$ 17,383.60	\$ 18,253.73	\$ 19,167.20	\$ 20,125.73	\$ 21,129.33
	\$ 8,023.20	\$ 8,424.80	\$ 8,846.40	\$ 9,288.80	\$ 9,752.00
	\$ 100.29	\$ 105.31	\$ 110.58	\$ 116.11	\$ 121.90
97	\$ 213,699.20	\$ 224,390.40	\$ 235,643.20	\$ 247,416.00	\$ 259,771.20
	\$ 17,808.27	\$ 18,699.20	\$ 19,636.93	\$ 20,618.00	\$ 21,647.60
	\$ 8,219.20	\$ 8,630.40	\$ 9,063.20	\$ 9,516.00	\$ 9,991.20
	\$ 102.74	\$ 107.88	\$ 113.29	\$ 118.95	\$ 124.89
98	\$ 219,044.80	\$ 230,006.40	\$ 241,508.80	\$ 253,552.00	\$ 266,260.80
	\$ 18,253.73	\$ 19,167.20	\$ 20,125.73	\$ 21,129.33	\$ 22,188.40
	\$ 8,424.80	\$ 8,846.40	\$ 9,288.80	\$ 9,752.00	\$ 10,240.80
	\$ 105.31	\$ 110.58	\$ 116.11	\$ 121.90	\$ 128.01
99	\$ 224,390.40	\$ 235,643.20	\$ 247,416.00	\$ 259,771.20	\$ 272,729.60
	\$ 18,699.20	\$ 19,636.93	\$ 20,618.00	\$ 21,647.60	\$ 22,727.47
	\$ 8,630.40	\$ 9,063.20	\$ 9,516.00	\$ 9,991.20	\$ 10,489.60
	\$ 107.88	\$ 113.29	\$ 118.95	\$ 124.89	\$ 131.12
100	\$ 230,006.40	\$ 241,508.80	\$ 253,552.00	\$ 266,260.80	\$ 279,572.80
	\$ 19,167.20	\$ 20,125.73	\$ 21,129.33	\$ 22,188.40	\$ 23,297.73
	\$ 8,846.40	\$ 9,288.80	\$ 9,752.00	\$ 10,240.80	\$ 10,752.80
	\$ 110.58	\$ 116.11	\$ 121.90	\$ 128.01	\$ 134.41

ELK GROVE WATER DISTRICT
General Manager Salary
Annual, Monthly, Bi-Weekly & Hourly Wage
As of July 1, 2022 (7.20% COLA)

General Manager	
GM	\$ 206,193
	\$ 17,183
	\$ 7,931
	\$ 99.13

DRAFT

ACRONYMS & GLOSSARY OF TERMS

A

Account – A category that identifies the justification of the transaction of funds received or paid.

Account Balance – The difference in dollars between the total debits and the total credits in an account.

Accrual Basis of Accounting – A basis of accounting under which increases and decreases in economic resources are recognized as soon as the underlying event or transaction occurs. Revenues are recognized when earned and expenses are recognized when incurred, regardless of the timing of related cash flows.

Accrual – The recognition of a revenue or expense in a current period even though the actual cash may not be received or paid until a following period.

Acre-foot of Water – The volume of water that covers one acre to a depth of one foot; 43,560 cubic feet; 1,233.5 cubic meters; 325,872 gallons.

Actual – The final audited revenue / expenditure results of operations for the fiscal year indicated.

ACWA – Association of California Water Agencies.

AICPA – American Institute of Certified Public Accountants.

Amortization – Gradual reduction, redemption, or liquidation of the balance of an account according to a specified times and amounts.

Assets – Resources owned or held by EGWD/FRCO which have monetary value.

Audit – An examination of the books and records of EGWD/FRCO to determine financial status and results of operations (excess or loss).

AWWA – American Water Works Association.

B

Backflow – The backing up of water through a conduit or channel in the direction opposite to normal flow.

BMPs – Best Management Practices.

Board of Directors – The EGWD/FRCO is governed by a Board, the members of which are elected by the voters within the FRCO boundaries. The Board sets policy and provides overall leadership for EGWD/FRCO including the mission, goals, priorities and resource allocation.

Bond Issuance Costs – The costs incurred by the bond issuer during the planning, marketing and sale of a bond issue.

Bonds – Fixed income instruments that represent loans made by investors to borrowers.

Budget Calendar – The schedule of key dates or milestones which the District follows in the preparation, adoption, and administration of the budget.

Budgetary Control - The control of management in accordance with the approved budget to keep expenditures within the limitations of available appropriations and available revenues.

C

CAC – Community Advisory Committee.

CalPERS – California Public Employees Retirement System.

Capital Equipment (Assets) – Fixed assets such as vehicles, computers, equipment, technical instruments, etc., which have a life expectancy of more than one year and a value over \$5,000.

Cash Flows – The movement of cash in and out of the District from day-to-day activities.

Cash Management – The management of cash flows in such a way that interest and penalties paid are minimized and interest earned is maximized. Funds received are deposited on the day of receipt and invested as soon as the funds are available. The District maximizes the return on all funds available for investment without sacrifice of safety or necessary liquidity.

CCF – Centum cubic feet.

CCR – Consumer Confidence Report.

CIP – Capital Improvement Program.

COLA – Cost of Living Adjustment.

CMTA – California Municipal Treasurer’s Association.

Consumer Price Index (CPI) – A statistical description of price levels provided by the U.S. Department of Labor. The index is used as a measure of the increase in the cost of living or doing business (i.e. economic inflation).

CSDA – California Special Districts Association.

CSR – Customer Service Representative.

CSMFO – California Society of Municipal Finance Officers.

Current Assets – Cash plus assets that are expected to be converted to cash, sold or consumed during the next 12 months or as a part of the normal operating cycle.

Current Liabilities – Obligations that will become due within the next year or within the normal operating cycle, if longer than a year.

D

Debt – An obligation resulting from the borrowing of money or from the purchase of goods and services. These include bonds and accounts payable.

Debt Service – The payment of principal and interest on any short-term and long-term debt.

Debt Service Requirements – The amount of money required to pay interest and principal on outstanding debt.

Depreciation – The allocation of the acquisition cost of plant, property and equipment to the particular periods or products that benefit from the utilization of the asset in service.

E

Easement – An acquired legal right to the use of land owned by others.

Florin Resource Conservation District/Elk Grove Water District
Fiscal Year 2022-23 Operating Budget

ECCP – Employee Cost Control Program.

EGWD – Elk Grove Water District.

Enterprise Fund – A fund established to account for the operation of self-supporting enterprises.

Expenditures – A decrease in net financial resources, actual payment for goods and services received.

F

Financial Statement – A set of summary documents which pertain to financial information that consist of the following: Balance Sheet or Combining Schedule of Net Assets, Income Statement or Combining Schedule of Revenues and Expenses, Statement of Cash Flows, Notes of Financial Statements and, in the District’s case, various Supplements, Schedules, etc.

Fiscal Policy – The District’s policies with respect to revenues, spending, and debt management as these relate to services, programs and capital investment.

Fixed Assets – Long-term tangible assets that have a normal use expectancy of more than one year and do not lose their individual identity through use. Fixed assets include primarily buildings, equipment, and land.

FRCD – Florin Resource Conservation District.

FTE – Full Time Equivalent.

Fund – A fiscal and accounting entity with a self-balancing set of accounts in which cash and other financial resources, all related liabilities and residual equities, or balances and changes therein, are recorded and segregated to carry on specific activities or attain certain objectives in accordance with special regulations, restrictions or limitations.

Fund Balance – The cumulative difference of all revenues and all expenditures of the fund from the time the District was established. Fund balance is also considered to be the difference between fund assets and fund liabilities and is sometimes referred to as “fund equity” at any given point in time.

G

Generally Accepted Accounting Principles (GAAP) – Uniform minimum standards of, and guidelines for, external financial accounting and reporting. They govern the form and content of the basic financial statements of an entity. GAAP encompasses the conventions, rules, and procedures necessary to define accepted accounting practices at a particular time. They include not only broad guidelines of general application, but also detailed practices and procedures. GAAP provides a standard by which to measure financial presentations. The primary authoritative statement on the application of GAAP to state and local governments is Government Accounting Standards Board (GASB) pronouncements.

Geographic Information System (GIS) – An organized collection of computer hardware, software and geographic data designed to efficiently capture, store, update, manipulate, analyze, and display all forms of geographically referenced information.

Goals – General statements of desired state, condition, or situation to be achieved, which may be viewed from a short or long-term perspective.

Governmental Accounting Standards Board (GASB) – Their mission is to establish and improve standards of state and local governmental accounting and financial reporting that will result in useful information for users of financial reports.

Governmental Finance Officers of America (GFOA) – Their purpose is to enhance and promote the professional management of governments for the public benefit. The GFOA accomplishes this mission by identifying and developing financial policies and practices and promoting them through education, training and leadership.

Groundwater – Water produced by pumping from underground.

GSP – Groundwater Sustainability Plan.

H

I

Independent Auditor – External public accounting firm hired to audit the annual financial statements and express an opinion on those statements as to conformity with generally accepted accounting principles.

Infrastructure – District owned capital assets that provide services to the ratepayers.

Internal Control – Methods and procedures that are primarily concerned with the authorization of transactions, safeguarding of assets, and accuracy of the financial records.

Inventories – Items held for future use.

Investment Income – Income derived by investing certain fund balance in interest-yielding securities in compliance with the provisions of the District’s Investment policy.

J

K

L

Liabilities – Obligations incurred in past or current transactions requiring present or future settlement.

Long-Term Debt – Debt with a maturity of more than one year after the date of issuance.

M

Meter – An instrument of measuring the flow of water.

MGD – Million gallons per day.

Mid-Year Review – Midway through the fiscal year the current year budget is evaluated based on spending to date and current projections. The primary areas reviewed and analyzed are year-to-date expenditure and revenue status plus expenditure and revenue projections for the remainder of the year.

Modified Accrual Basis – The accrual basis of accounting adapted to the governmental fund type. Revenues are recognized when they become both “measurable” and “available to finance

Florin Resource Conservation District/Elk Grove Water District
Fiscal Year 2022-23 Operating Budget

expenditures of the current period.” Expenditures are recognized when the liability is incurred except on long-term debt which is recognized when due.

N

Notes Payable – Long or short-term obligations that are payable according to a contract or agreement in which the timeframe is executed.

NSF – Non-sufficient funds.

O

Objective – A statement of purpose defined more specifically than goals, defining the result-oriented activities necessary to achieve a stated goal.

Obligation – Amounts which the District may be legally required to meet out of its resources and includes not only actual liabilities, but also encumbrances not yet paid.

OPEB – Other Post Employment Benefit.

Operating Expense – All costs required for the daily operation of the District necessary to provide services and maintain the systems in good operating condition that are not considered capital improvements or debt repayments.

Overtime – Hours worked in excess of 40 hours per work week or hours worked in excess of those scheduled in a shift.

P

Projected – An estimate of revenues or expenditures based on past trends, the present economic situation and future financial forecasts.

PTO – Personal time off.

Q

R

Ratepayers– Those being provided with water service by Elk Grove Water District.

Refunding Bonds – Bonds issued to retire bonds already outstanding.

Reimbursements – Payment made to someone for out-of-pocket expenses incurred.

Reserves – An account used to indicate that a portion of a fund’s assets are restricted for a specific purpose.

Revenue – An inflow of assets in exchange for services.

Revenue Bonds – Municipal bonds that finance income-producing projects and are secured by a specific revenue source.

Risk Management – A coordinated effort to minimize costs – typically where insurance policies are purchased to manage the District’s exposure to various risks of loss; Workers’ Compensation; theft of, damage to, and destruction of assets, errors and omissions; injuries to employees; and natural disasters.

RRWTF – Railroad Water Treatment Facility.

RWA – Regional Water Authority.

S

SCADA System – “**Supervisory Control and Data Acquisition**” System. The computer system that collects data, processes the data and allows operating personnel to take corrective actions.

SCGA – Sacramento Central Groundwater Authority.

SCWA – Sacramento County Water Agency.

SDLF – Special District Leadership Foundation.

SOP – Standard operating procedures.

T

Treated Water – Water which has been processed through the District’s water treatment plant(s) or imported from other utilities to supplement the EGWD’s water supplies.

U

V

Variance – The dollar and/or percentage difference between two sets of figures.

VFD – Variable frequency drive.

VTO – Vacation time off.

W

Water Conservation – Reducing the demand for water through activities that alter water use practices, e.g., improving efficiency in water use, and reducing losses of water from leaks.

Water Quality – The chemical, physical and biological characteristics of water with respect to its suitability for a particular purpose. The same water may be of good quality for one purpose or use, and bad for another, depending on its characteristics and the requirements for the particular use.

Well – A vertical drilled hole into an underground formation, usually to obtain a source of water, to monitor ground water quality or to determine the position of the water table.

WDO – Water Distribution Operator.

X

Y

Z

June 21, 2022

TO: Chair and Directors of the Florin Resource Conservation District

FROM: Patrick Lee, Finance Manager / Treasurer

SUBJECT: **FISCAL YEAR 2022-23 INVESTMENT POLICY GUIDELINES**

RECOMMENDATION

It is recommended that the Florin Resource Conservation District Board of Directors adopt Resolution No. 06.21.22.04, approving the Fiscal Year 2022-23 Investment Policy Guidelines of the Florin Resource Conservation District and delegating investment authority to the Finance Manager/Board Treasurer.

SUMMARY

By this action, if approved, the Florin Resource Conservation District (District) Board of Directors (Board) will approve the Fiscal Year (FY) 2022-23 Investment Policy Guidelines (Attachment 1) of the District and delegate investment authority to the Finance Manager/Board Treasurer.

DISCUSSION

Background

State of California Government Code section 53607 et. seq., states that the authority to invest District funds is expressly delegated to the Board of Directors. The Board may then re-delegate that authority to the District Treasurer for a period of up to one year. Subject to review, the Board may renew the delegation of authority each year.

Present Situation

The District's Investment Policy Guidelines requires the annual readoption and delegation of investment authority annually. California Government Code sections 53600 – 53610 establishes the guidelines for the investment of public funds including the types of allowable investments and maximum amounts of each type of investment. Staff has reviewed the policy for compliance with applicable government codes and is not recommending any changes to the Investment Policy Guidelines at this time.

California Government Code section 53607 et. seq., allows the authority of the Board of Directors to invest or to reinvest funds of the District, or to sell or exchange securities so

FISCAL YEAR 2022-23 INVESTMENT POLICY GUIDELINES

Page 2

purchased, to be delegated for a one-year period by the Board to the Treasurer of the District, who shall thereafter assume full responsibility for those transactions until the delegation of authority is revoked or expires.

If approved, the Board will readopt the District's Investment Policy Guidelines and delegate investment authority to the Finance Manager/Board Treasurer for FY 2022-23.

ENVIRONMENTAL CONSIDERATIONS

There are no direct environmental considerations associated with this report.

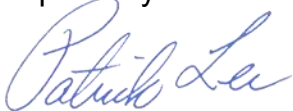
STRATEGIC PLAN CONFORMITY

This item conforms to the FRCD/EGWD's 2020-2025 Strategic Plan. Annual adoption of the Investment Policy Guidelines is in line with the Fiscal Responsibility and best business practices of the Strategic Plan.

FINANCIAL SUMMARY

There is no direct financial impact associated with this report.

Respectfully submitted,



PATRICK LEE
FINANCE MANAGER / TREASURER

Attachment

RESOLUTION NO. 06.21.22.04

**A RESOLUTION OF THE FLORIN RESOURCE
CONSERVATION DISTRICT BOARD OF DIRECTORS APPROVING
THE FISCAL YEAR 2022-23 INVESTMENT POLICY GUIDELINES OF THE FLORIN
RESOURCE CONSERVATION DISTRICT AND DELEGATING INVESTMENT
AUTHORITY TO THE FINANCE MANAGER/BOARD TREASURER**

WHEREAS, the Florin Resource Conservation District (District) is a Resource Conservation District organized pursuant to Division 9 of the California Public Resources Code, Sections 9001, et seq. (Resource Conservation Law); and

WHEREAS, the District is formed for the purposes delineated in the Public Resources Code Section 9001 and all things necessary to carry out the provisions of the Resource Conservation Law and adopted District Bylaws; and

WHEREAS, the Florin Resource Conservation District Board of Directors adopted the Fiscal Year (FY) 2021-22 Investment Policy Guidelines on June 15, 2021, to guide the District, General Manager, Finance Manager, and District staff regarding District investments; and

WHEREAS, Section XIV of the Investment Policy Guidelines provides that the District shall adopt the guidelines by resolution annually; and

WHEREAS, California Government Code Section 53607 et. seq., allows the authority of the Board of Directors to invest or to reinvest funds of the District, or to sell or exchange securities so purchased, to be delegated for a one-year period by the Board of Directors to the Treasurer of the District, who shall thereafter assume full responsibility for those transactions until the delegation of authority is revoked or expires; and

WHEREAS, the Board of Directors wishes to adopt the FY 2022-23 Investment Policy Guidelines and delegate investment authority to the District's Treasurer for a period of one year.

NOW, THEREFORE, THE FLORIN RESOURCE CONSERVATION DISTRICT BOARD OF DIRECTORS DOES HEREBY RESOLVE:

SECTION 1. The Board of Directors hereby adopts the foregoing recitals as true and correct and incorporates them herein by reference.

SECTION 2. Investments shall be made in accordance with the FY 2022-23 Investment Policy Guidelines attached hereto as Exhibit "A," and made a part hereof.

SECTION 3. Investment authority shall be delegated to the District Treasurer for a period of one year.

SECTION 4. The policies adopted by this resolution are in addition to and supplement any other legal requirements.

SECTION 5. The Board Secretary shall certify to the passage and adoption of this resolution and the same shall take effect and be in force upon its adoption.

PASSED, APPROVED AND ADOPTED by the Florin Resource Conservation District Board of Directors on this 21st day of June 2022 by the following vote:

AYES:
NOES:
ABSENT:
ABSTAIN:

Sophia Scherman
Chair

ATTEST:

Stefani Phillips
Board Secretary

APPROVED AS TO FORM:

Richard E. Nosky
District Legal Counsel

EXHIBIT “A”

FLORIN RESOURCE CONSERVATION DISTRICT

“FISCAL YEAR 2022-23 INVESTMENT POLICY GUIDELINES”

[Attached behind this cover page]

Policy Type: Florin Resource Conservation District Board of Directors
Policy Title: Fiscal Year 2022-23 Investment Policy Guidelines
Date Adopted: June 21, 2022
Resolution No: 06.21.22.04
Date Amended:

I. PURPOSE

The purpose of this policy is to provide guidelines for the investment of public funds in a manner which will provide the highest investment return with the maximum security while meeting the daily cash flow demands of the Florin Resource Conservation District (District) and conforming to all state and local statutes governing the investment of public funds.

II. POLICY

This policy applies to all surplus financial assets of the District. These funds are accounted in the monthly financial reports and the annual comprehensive financial report of District financial activities.

III. INVESTMENT AUTHORITY

In accordance with the section 53600 et. seq. of the Government Code of the State of California, the authority to invest public funds is expressly delegated to the District Board of Directors (Board) for subsequent re-delegation to the Finance Manager/Treasurer.

A. Delegation of Authority

Management responsibility for the investment program is hereby delegated, pursuant to Section 53607 of the Government Code, to the Finance Manager/Treasurer, who shall establish written procedures for the operation of the investment program consistent with this investment policy. This responsibility includes authority to select Brokers, establish safekeeping accounts, enter into wire transfer agreements, banking service contracts, and collateral/depository agreements. The Finance Manager/Treasurer shall be responsible for all transactions undertaken and shall establish a system of controls to regulate the activities of subordinate officials. This delegation shall be for no greater than one (1) year and may be revoked at any time, or, upon review, renewed each year.

IV. PRUDENCE

The standard of prudence to be used by investment officials in the management of District funds shall be the "prudent investor" standard which shall be applied in the context of managing all aspects of the overall portfolio. Investments shall be made with the care, skill, prudence, and diligence, under circumstances then prevailing, including the general economic conditions and the anticipated needs of the District, which persons of prudence, discretion and intelligence acting in a like capacity and familiarity with those matters would use in the conduct of funds of a like character and with like aims, to safeguard the principal and maintain the liquidity needs of the District.

It is the District's intent, at the time of purchase, to hold all investments until maturity. However, investments may be sold prior to maturity for cash flow purposes or to take advantage of principal appreciation.

V. OBJECTIVE

The primary objectives, in priority order, of the District's investment activities shall be:

A. Safety

Safety of principal is the foremost objective of the investment program. Investments of the District shall be undertaken in a manner that seeks to ensure the preservation of capital in the overall portfolio.

B. Liquidity

The District's investment portfolio will remain sufficiently liquid to enable the District to meet all operating requirements which might be reasonably anticipated.

C. Return on Investments

The District's investment portfolio shall be designed with the objective of attaining a rate of return commensurate with the District's investment risk constraints and the cash flow characteristics of the portfolio.

VI. ETHICS AND CONFLICTS OF INTEREST

Officers and employees involved in the investment process shall refrain from personal business activity that conflicts with proper execution of the investment program or impairs their ability to make impartial investment decisions. Additionally, the Finance Manager/Treasurer is required to annually file applicable financial disclosures as required by the Fair Political Practices Commission (FPPC) and/or the District's Conflict of Interest Code.

VII. AUTHORIZED FINANCIAL DEALERS AND INSTITUTIONS

The District shall transact business only with banks, associations, and with broker/dealers licensed by the State of California. The broker/dealers should be primary government dealers regularly reporting to the New York Federal Reserve Bank. The Finance Manager/Treasurer shall annually send a copy of the current investment policy to all broker/dealers approved to do business with the District. Confirmation of receipt of this policy shall be considered evidence that the dealer understands the District's investment policies and intends to sell the District only appropriate investments authorized by this investment policy.

VIII. INVESTMENTS

A. Authorized and Suitable Investments

All investment vehicles allowed by Sections 53601 of the California Government Code may be used by the Florin Resource Conservation District.

1. Government Agency Issues

As authorized in Government Code Sections 53601 (a) through (f), this category includes a wide variety of government securities. There are no

special portfolio limitations on the amount that may be invested in these securities, as follows:

- a. California local government agency bonds, notes, warrants or other indebtedness;
- b. California State warrants, notes, bonds or other indebtedness;
- c. Bonds issued by the Florin Resource Conservation District;
- d. U.S. Treasury notes, bonds, bills or other certificates of indebtedness secured by the full faith and credit of the federal government;
- e. Federal agency or United States government-sponsored enterprise obligations, participations, or other instruments, including those issued by or fully guaranteed as to principal and interest by federal agencies or United States government-sponsored enterprises.

2. Bankers Acceptances

As provided in Government Code Section 53601 (g), up to 40% of the District's surplus funds may be invested in Bankers Acceptances [that are eligible for purchase by the Federal Reserve System], although no more than 30% of the surplus funds may be invested in Bankers Acceptances of any one commercial bank. Additionally, the maturity period of any Bankers Acceptance shall not exceed 180 days.

3. Commercial Paper

As authorized in Government Code Section 53601 (h), up to 25% of the District's surplus funds may be invested in "prime" commercial paper of quality of the highest ranking or of the highest letter and number rating provided by a nationally recognized statistical-rating organization (NRSRO). Issuing corporation must meet all of the following conditions in either paragraph (1) or paragraph (2):

- a. The entity meets the following criteria:
 - Is organized and operating in the United States as a general corporation.
 - Has total assets in excess of five hundred million dollars (\$500,000,000).
 - Has debt other than commercial paper, if any, that is rated "A" or higher by a NRSRO.

- b. The entity meets the following criteria:
 - Is organized within the United States as a special purpose corporation, trust, or limited liability company.
 - Has program-wide credit enhancements including, but not limited to, overcollateralization, letters of credit, or surety bond.
 - Has commercial paper that is rated "A-1" or higher, or the equivalent, by a NRSRO.

District shall not purchase more than 10% of the outstanding commercial paper of any one issuer. Maturities may not exceed 270 days.

4. Negotiable Certificates of Deposit or Bonds

As authorized in Government Code Section 53601 (i), up to 30% of District's surplus funds may be invested in negotiable certificates of deposit issued by nationally or state-chartered commercial banks, federally insured credit unions, or the state licensed branch of a foreign bank. There is no limitation on the maturity period for this investment vehicle except for the overall investment constraints.

5. Repurchase Agreements, Reverse Repurchase Agreements, Or Securities Lending Agreements

As authorized in Government Code Section 53601 (j), District may invest in repurchase agreements, reverse repurchase agreements, or securities lending agreements of any securities authorized in Government Code Section 53601 (a) to (k) or (n) or (o) provided that a master repurchase agreement that complies with the Bond Market Association (TBMA) Model has been executed with the contra-party. These investment vehicles are agreements between the District and the seller for the purchase of government securities to be resold on or before a specified date and for a specified amount. The market value of the securities that underlay the repurchase agreement shall be valued at 102% or greater of the funds borrowed against those securities, adjusted no less than quarterly. As provided in Government Code Section 53601(j)(5), investing in reverse repurchase agreements or securities lending agreements may only be made upon prior approval of the Board of Directors. The proceeds from a reverse repurchase agreement shall solely supplement the income normally received from the underlying securities. Also:

- a. The maturity of the reverse repurchase agreement must match the maturity of the securities purchased with the proceeds from the sale of the securities on the reverse repurchase agreement, and shall not exceed a term of 92 days, unless the agreement includes a written codicil guaranteeing a minimum earning or spread for the entire period between the sale of a security using a reverse repurchase agreement and the final maturity date of the same security; and
- b. The total amount invested in reverse repurchase agreements shall not exceed 20% of the base value of the portfolio; and
- c. The securities to be sold on the reverse repurchase agreement or securities lending agreement must be owned and fully paid for by the District for a minimum of 30 days prior to the settlement of the reverse repurchase agreement; and
- d. Repurchase agreements, reverse repurchase agreements, or securities lending agreements may only be made with primary dealers of the Federal Reserve Bank of New York.

The Board of Directors specifically authorizes the Finance Manager/Treasurer to enter into reverse repurchase agreements or securities lending agreements pursuant to the limitations described herein.

6. Medium-Term Corporate Notes

As authorized in Government Code Section 53601 (k), up to 30% of District's surplus funds may be invested in medium term corporate notes. Maturities may not exceed five years. The issuing corporation must be organized and operating within the U.S. and must be rated "A" or better by a nationally recognized rating service.

7. Shares of Beneficial Interest

As authorized by Government Code Section 53601 (l), up to 20% of District's surplus funds may be invested in shares of beneficial interest issued by diversified management companies investing in securities authorized by Government Code Section 53601 (a) to (k), inclusive or (n) or (o), and shares of beneficial interest issued by diversified management companies that are money market funds registered with the Securities and Exchange Commission under the investment company act of 1940.

If the investment is in shares by a company that invests in securities and obligations authorized by subdivisions (a) to (k), inclusive or subdivisions (n) or (o), the company must have attained the highest ranking or the highest letter and numerical rating provided by two (2) nationally recognized statistical rating organizations or retain an investment advisor registered or exempt from registration with the Securities and Exchange Commission with at least five (5) years investing the securities authorized by subdivisions (a) to (k), inclusive, or (n) or (o) or experience managing money market mutual funds and with assets under management in excess of \$500,000,000.

The purchase price of shares shall not include any commission and no more than 10% of the surplus funds may be invested in shares of any one mutual fund.

8. Mortgage Pass-Through Securities

As authorized in Government Code Section 53601 (o) up to 20% of the District's surplus funds may be invested in mortgage pass-through securities, collateralized mortgage obligations, mortgage-backed or other pay-through bonds, equipment lease-backed certificates, consumer receivable pass-through certificates, or consumer receivable-backed bonds of a maximum of five (5) years maturity.

Securities eligible for investment under this provision shall be issued by an issuer having an "A" or higher rating for the issuer's debt as provided by a nationally recognized rating service and rated in a rating category of "AA" or its equivalent or better by a nationally recognized rating service.

9. Financial Futures and Financial Option Contracts

As permitted in Government Code Section 53601.1, District may invest in financial futures or financial option contracts in any of the above investment categories, subject to the same overall portfolio limitations.

10. Time Certificates of Deposit

As authorized in Government Code Sections 53601.8 and 53630 and following, up to 30% of the District's surplus funds may be invested in non-negotiable, fixed-term Certificates of Deposit collateralized in accordance with the Government Code requirements. In order to secure such deposits, an institution shall maintain in the collateral pool securities having a market value of at least 10% in excess of the total amount deposited (50% in excess of the total amount of deposits secured by promissory notes secured by first mortgages and first trust deeds). District is permitted to waive the first \$100,000 of collateral security for such deposits if the institution is insured pursuant to federal law. There are no special portfolio limits on the amount or maturity for this investment vehicle. TCDs may be purchased from banks, associations, federally insured credit unions, and federally insured industrial loan companies which meet the requirements set forth in the Government Code.

11. Local Agency Investment Fund (LAIF)

Deposits with the LAIF, which is managed by the California State Treasurer's Office, are also permitted. This investing is authorized by Government Code Section 16429.1. The District is a current participant in this fund.

B. Prohibited Investments

The District shall not invest any funds, pursuant to Government Code 53601.6 or pursuant to Article 2 (commencing with Section 53630), in inverse floaters, range notes, mortgage-derived, or interest-only strips that are derived from a pool of mortgages. Nor shall the District invest in any security that could result in zero interest accrual if held to maturity.

C. Investment Pools

The Finance Manager/Treasurer shall have a thorough understanding of the operational areas listed below for each pool and/or fund prior to investing, and on a continual basis.

1. A description of eligible investment securities, and a written statement of investment policy and objectives; and
2. A description of interest calculations and how interest is distributed, and how gains and losses are treated; and
3. A description of how the securities are safeguarded (including the settlement processes), and how often the securities are priced, and the program is audited; and
4. A description of who may invest in the program, how often, and the permissible size of deposit and withdrawal; and
5. A schedule for receiving statements and portfolio listings; and
6. Whether reserves, retained earnings, etc. are utilized by the pool/fund; and
7. A fee schedule, and when and how it is assessed; and
8. Whether the pool/fund is eligible for bond proceeds and/or whether it will accept such proceeds.

IX. SAFEKEEPING, CUSTODY AND DELIVERY

A. Safekeeping and Custody

To protect against fraud or embezzlement or losses caused by collapse of an individual securities dealer, all securities owned by the District shall be held in safekeeping by a third-party custodian, acting as agent for the District under the terms of a custody agreement or TBMA agreement executed by the Finance Manager/Treasurer. All security transactions will settle delivery vs. payment (DVP) through the District's safekeeping agent. Securities purchased from brokers/dealers shall be held in third party safekeeping by the trust department of the District's main bank, or by another third-party trustee designated by the Finance Manager/Treasurer.

B. Delivery

The purchase of an eligible security shall require delivery of the securities to the District, including those purchased for the District by financial advisors, consultants, or managers using the District's funds, by book entry, physical delivery, or by third party custodial agreement. The transfer of securities to the counter party bank's customer book entry account may be used for book entry delivery. A counter party bank's trust department or separate safekeeping department may be used for the physical delivery of the security if it is held in the District's name.

X. MAXIMUM MATURITY

Pursuant to Government Code Section 53601 where the Government Code does not specify a limitation on the maturity term of a security, the Finance Manager/Treasurer is authorized, as part of the District's investment program set forth herein, to invest in individual instruments in the portfolio to a maximum maturity of ten (10) years. The maximum weighted average maturity of the portfolio shall not exceed five (5) years.

XI. INTERNAL CONTROL

A. Separation of Functions

Separation of functions between the Finance Manager/Treasurer and the Finance Supervisor is designed to provide an ongoing internal review to prevent the potential for converting assets or concealing transactions.

B. Proper Documentation

Existing procedures require all wire transfers to be approved by the Finance Manager/Treasurer and Finance Supervisor. Proper documentation obtained from confirmation and cash disbursement wire transfers is required for each investment transaction. Timely bank reconciliation is conducted to ensure proper handling of all transactions.

C. Investment Portfolio

The investment portfolio and all related transactions are reviewed and balanced to appropriate general ledger accounts by the Finance Manager/Treasurer on a monthly basis.

D. Investment Bonding

All employees involved in the investment of District funds are properly bonded.

E. Confirmation Documentation

Confirmation letters are delivered to the financial institution with the details of the investment transaction. The letters are signed by the Finance Manager/Treasurer with copies to the Finance Supervisor. In the absence of the Finance Manager/Treasurer, the Finance Supervisor may sign the confirmation letter for investments previously authorized. The Finance Manager/Treasurer will review the letter signed during his or her absence by the Finance Supervisor. District receives confirmations from the financial institutions. All investment confirmations received from financial institutions are reviewed for accuracy and filed with the District's letter of confirmation in the Finance Manager/Treasurer's office.

F. Legal Reporting

The District investment accounting software package meets all legal reporting requirements. It has the capability of generating a variety of reports for monitoring and controlling investment activity. An independent confirmation by an external auditor is conducted annually to review internal control, account activity and compliance with policies and procedures.

XII. OTHER GUIDELINES

A. Liquidity

Liquidity refers to the ability to convert investment holdings to cash immediately with minimal loss of principal or accrued interest. This quality is important when the need for unexpected funds suddenly occurs. The secondary duty of the Finance Manager/Treasurer is to ensure that the liquidity needs of the District are met.

B. Competitive Bids

Purchase and sale of securities are made on the basis of competitive offers and bids.

C. Selling Securities Prior to Maturity

Generally, losses are acceptable on a sale before maturity if the earnings from the reinvested proceeds will exceed the income that would have been generated by the old investment considering any capital loss or foregone interest on the original investment.

D. Sale of Investments Before Maturity

Investments may be sold prior to maturity for cash flow or appreciation purposes; however, no investment shall be made solely for the purpose of trading.

E. Negotiable Certificates of Deposit (NCD) Evaluation

NCD are evaluated in terms of the credit worthiness of the issuer, as these deposits are unsecured, and uncollateralized promissory notes.

F. Time Deposit Placement

Time deposits (insured and collateralized certificates of deposit) are not placed with banks, credit unions and/or associations unless an office is maintained in the State of California.

G. Time Certificates of Deposit (TCD) Evaluation

TCD are evaluated in terms of FDIC coverage. For deposits in excess of the insured maximum of \$100,000 approved levels of collateral at full market value are required, as prescribed in the California Government Code.

H. Security Marketability

The marketability (salability) of a security is considered at the time of purchase, as the security may have to be sold prior to maturity in order to meet unanticipated cash demands.

I. Cash Flow Requirements Used to Establish Maturity

Projected cash flow requirements and the overall weighted average maturity of the District's investment portfolio are the primary factors to be used in determining investment maturity terms.

XIII. REPORTING

A. Monthly Report

1. Government Code Section 53067 requires the Finance Manager/Treasurer to make a monthly report to the Board of Directors of transactions made pursuant to the Investment Policy.
2. Water Code Section 24273 requires the Finance Manager/Treasurer to file a report with the Secretary showing: Amount of money in District's treasury, audit of receipts and audit of items of expenditure.

B. Quarterly Report

Government Code Section 53646 requires the Finance Manager/Treasurer to issue a quarterly report within 30 days following the end of the quarter, to the General Manager and the Board, showing the type of investment, issuer and/or institution, date of maturity, amount of investment, current market value for all securities, rate of interest, and other relevant data that may be required. The quarterly report shall state compliance of the investment portfolio with the Investment Policy and shall include a statement denoting the ability of the District to meet its pool expenditure requirements for the next six (6) months. The Finance Manager/Treasurer shall also submit the investment policy annually to the Board, disclose the source of market value information, confirm compliance with the guidelines or explain the differences, and affirm the agency's ability to meet its obligations over the next six (6) months.

XIV. INVESTMENT POLICY ADOPTION

The District's investment policy guidelines shall be adopted by resolution annually. However, changing economic conditions may make it advisable to review the

guidelines during the year. Legislative changes affecting public agency investment practices may also need to be incorporated into the policy statement prior to year-end. It is anticipated that most changes will be processed at the end of the fiscal year.

APPENDIX A – Glossary

APPENDIX B – Sources

Appendix A

Accrued Interest	Interest that has accumulated between the most recent payment and the sale of a bond or other fixed income security. At the time of sale, the buyer pays the seller the bond's price plus accrued interest.
Agencies	Securities issued by government-sponsored corporations or agencies of the U.S. Government such as the Federal Home Loan Banks, the Federal Farm Credit Banks Small Business Administration, Department of Housing and Urban Development.
Amortize	Accounting method whereby the cost of acquisition of an asset gradually is reduced to reflect the theoretical resale value of the asset.
Asked Price	The price at which securities are offered for sale. Also called the Ask Price, Asking Price, or Ask.
Bankers' Acceptance	A draft or bill of exchange accepted by a bank or trust company. It is the customary means of effecting payment for merchandise sold in import-export transactions and a source of financing used extensively in international trade.
Basis Point	.01% of yield (1/100 of 1%) on a fixed-income security.
Bear Market	Prolonged period of falling prices. A bear market in stocks is usually brought on by the anticipation of declining economic activity, and a bear market in bonds is caused by rising interest rates.
Bearish	Having the opinion that securities will fall in market value.
Bid	The price offered by a buyer of securities. (When you are selling securities, you ask for a bid.) See Offer.
Bond	Any interest-bearing or discounted government or corporate security that obligates the issuer to pay the bondholder a specified sum of money, usually at specific intervals, and to repay the principal amount of the loan at maturity.
Book Entry	Holders of the securities are recorded on the books of the Federal Reserve Bank of New York for the issuer. Interest and principal payments are sent to the investor when due. No physical certificates are issued or delivered to the investor. Bonds issued in book entry form are transferred via the Federal Reserve wire or book entry system to member financial institutions. Book entry securities are said to be wireable.
Book Value	Value at which an asset is carried on the balance sheet.
Broker	A person who acts as an intermediary between a buyer and seller.

Bull Market	Prolonged rise in the prices of stocks, bonds, or commodities. Bull markets usually last at least a few months and are characterized by high trading volume.
Bullish	The belief that prices will rise or will continue to rise.
Call	The action whereby a company elects to redeem a security prior to its maturity date.
Callable Bond	Bond that may be called (redeemed) by the issuer on or after a specified date before maturity.
Certificate of Deposit (CD)	A time deposit with a specific maturity evidenced by a certificate.
Collateral	Securities, evidenced of deposit or other property which a borrower pledges to secure repayment of a loan. Also refers to securities pledged by a bank to secure deposits of public monies.
Commercial Paper	Short-term obligations with maturities ranging from 2 to 270 days issued by banks, corporations, and other borrowers to investors with temporarily idle cash. Such instruments are unsecured and usually discounted, although some are interest bearing.
Confirmation	Formal memorandum from a broker to a client giving details of a securities transaction.
Consumer Price Index (CPI)	Measure of change in consumer prices, as determined by a monthly survey of the U.S. Bureau of Labor Statistics.
Coupon	(a) The annual rate of interest that a bond's issuer promises to pay the bondholder on the bond's face value. (b) A certificate attached to a bond evidencing interest due on a payment date.
Current Yield	The annual interest received on a bond in relation to the amount paid for the bond expressed as a percentage.
Debenture	A bond secured only by the general credit of the issuer.
Delivery Versus Payment (DVP)	There are two methods of delivering securities: delivery versus payment (DVP) and delivery versus receipt. DVP is delivery of securities with an exchange of money for the securities. Delivery versus receipt is delivery of securities with an exchange of a signed receipt for the securities.
Depository Trust Company (DTC)	A central securities certificate depository, and member of the Federal Reserve System, through which members may arrange deliveries of securities between each other through computerized debit and credit entries without physical delivery of the certificates.
Derivatives	(1) Financial instruments whose return profile is linked to, or derived from, the movement of one or more underlying index or security, and may include a leveraging factor, or (2) financial contracts based upon notional amounts whose value is derived from an underlying index or security (interest rates, foreign exchange rates, equities or commodities).

Discount	The difference between the cost price of a security and its maturity amount when quoted at lower than face value. A security selling below original offering price shortly after sale also is considered to be at a discount.
Discount Rates	Interest rate that the Federal Reserve charges member banks for loans, using government securities or eligible paper as collateral.
Discount Securities	Non-interest-bearing money market instruments that are issued at a discount and redeemed at maturity for full face value, e.g., U.S. Treasury Bills.
Diversification	Dividing investment funds among a variety of securities offering independent returns.
Face Value	Value of a bond stated on the bond certificate.
Fed Wire	Computerized network linking the Fed with its district banks, member banks, and primary dealers in government securities.
Federal Deposit Insurance Corporation (FDIC)	A federal agency that insures bank deposits, currently up to \$100,000 per deposit.
Federal Funds Rate	Interest rate charged by banks with excess reserves at a Federal Reserve district bank to banks needing overnight loans to meet reserve requirements.
Federal Home Loan Banks (FHLB)	Government sponsored wholesale banks (currently 12 regional banks) which lend funds and provide correspondent banking services to member commercial banks, thrift institutions, credit unions and insurance companies. The mission of the FHLBs is to liquefy the housing related assets of its members who must purchase stock in their district Bank.
Federal National Mortgage Association (FNMA)	FNMA, like GNMA, was chartered under the Federal National Mortgage Association Act in 1938. FNMA is a federal corporation working under the auspices of the Department of Housing and Urban Development (HUD). It is the largest single provider of residential mortgage funds in the United States. Fannie Mae, as the corporation is called, is a private stockholder-owned corporation. The corporation's purchases include a variety of adjustable mortgages and second loans, in addition to fixed-rate mortgages. FNMA's securities are also highly liquid and are widely accepted. FNMA assumes and guarantees that all security holders will receive timely payment of principal and interest.

Federal Open Market Committee (FOMC)	Consists of seven members of the Federal Reserve Board and five of the twelve Federal Reserve Bank Presidents. The President of the New York Federal Reserve Bank is a permanent member, while the other Presidents serve on a rotating basis. The Committee periodically meets to set Federal Reserve guidelines regarding purchases and sales of Government Securities in the open market as a means of influencing the volume of bank credit and money.
Federal Reserve System	The central bank of the United States created by Congress to regulate the U.S. monetary and banking system.
Flat	A bond that is sold without accrued interest.
Government National Mortgage Association (GNMA or Ginnie Mae)	A government-owned corporation, nicknamed Ginnie Mae, which is an agency of the U.S. Department of Housing and Urban Development. GNMA guarantees, with the full faith and credit of the U.S. Government, full and timely payment of all monthly principal and interest payments on the mortgage-backed pass-through securities of registered holders.
Illiquid	Used when a security that does not enjoy an active secondary market; thus, the holder may find it difficult to sell the security and thereby go back to cash.
Know Your Customer	Industry obligation that requires a brokerage firm and its registered representatives to know the important facts about the customer with whom they do business.
Liquidity	A liquid asset is one that can be converted easily and rapidly into cash without a substantial loss of value. In the money market, a security is said to be liquid if the spread between bid and asked prices is narrow and reasonable size can be done at those quotes.
Local Government Investment Pool (LGIP)	The aggregate of all funds from political subdivisions that are placed in the custody of the State Treasurer for investment and reinvestment. In California it is called the Local Agency Investment Fund (LAIF).
Market Value	The price at which a security is trading and could presumably be purchased or sold.
Master Repurchase Agreement	A written contract covering all future transactions between the parties to repurchase -- reverse repurchase agreements that establishes each party's rights in the transactions. A master agreement will often specify, among other things, the right of the buyer-lender to liquidate the underlying securities in the event of default by the seller-borrower.
Maturity Date	The specified day on which the issuer of a debt security is obligated to repay the principal amount, or face value, of a security.
Money Market	The market in which short-term debt instruments (bills, commercial paper, bankers' acceptances, etc.) are issued and traded.

New Issue	Popular term for any new security offered for sale by the issuer.
Odd Lot	Transactions that are for less than the typical unit of trading.
Offer	The price asked by a seller of securities. (When you are buying securities, you ask for an offer.) See Asked and Bid.
Open Market Operations	Purchases and sales of government and certain other securities in the open market by the New York Federal Reserve Bank as directed by the FOMC in order to influence the volume of money and credit in the economy. Purchases inject reserves into the bank system and stimulate growth of money and credit; sales have the opposite effect. Open market operations are the Federal Reserve's most important and most flexible monetary policy tool.
Paper Loss	An unrealized loss on a security position. Paper losses become realized losses only if the security is sold.
Par	Any security whose market or offering price is the same as its face value at the time of redemption.
Portfolio	Collection of securities held by an investor.
Premium	The dollar amount by which the market price of a bond exceeds its par value.
Primary Dealer	A group of government securities dealers who submit daily reports of market activity and positions and monthly financial statements to the Federal Reserve Bank of New York and are subject to its informal oversight. Primary dealers include Securities and Exchange Commission (SEC)-registered securities broker-dealers, banks, and a few unregulated firms.
Prime Rate	Interest rate banks charge to their most creditworthy customers.
Prudent Person Rule	An investment standard. In some states the law requires that a fiduciary, such as a trustee, may invest money only in a list of securities selected by the custody state -- the so-called legal list. In other states the trustee may invest in a security if it is one which would be bought by a prudent person of discretion and intelligence who is seeking a reasonable income and preservation of capital.
Quote	A statement of the highest bid and lowest offer for the security.
Rally	Industry term for a sharp rise in the price of the security.
Rate of Return	The yield obtainable on a security based on its purchase price or its current market price.
Rating	Judgment of creditworthiness of an issuer made by an accepted rating service.
Registered Bond	A bond that is recorded in the name of the holder on the books of the issuer or the issuer's Registrar and can be transferred to another owner only when endorsed by the registered owner.

Repurchase Agreement (RP or Repo)	A holder of securities sells these securities to an investor with an agreement to repurchase them at a fixed price on a fixed date. The security “buyer” in effect lends the “seller” money for the period of the agreement, and the terms of the agreement are structured to compensate him for this.
Reverse Repurchase Agreements	Whereby dealers agree to buy the securities and the investor agrees to repurchase them at a later date.
Safekeeping	A service to customers rendered by banks for a fee whereby securities and valuables of all types and descriptions are held in the bank’s vaults for protection.
Secondary Market	A market made for the purchase and sale of outstanding issues following the initial distribution.
Securities Lending Agreement	An agreement under which a local agency agrees to transfer securities to a borrower who, in turn, agrees to provide collateral to the local agency. During the term of the agreement, both the securities and the collateral are held by a third party. At the conclusion of the agreement, the securities are transferred back to the local agency in return for the collateral.
Settlement Date	The date on which a securities contract, by prearranged agreement, must be cleared or settled.
Spread	The difference between yields on various fixed-income securities.
Subject	Term used of a quote made by a dealer, whether a bid or an offer or both, that must be reviewed before a final decision to buy or sell is made.
Swap	Industry jargon for the sale of one security and the purchase of another.
The Bond Marketing Association (TBMA)	A trade association representing banks, dealers, and brokers who underwrite and trade municipals, governments, and federal agency securities.
Treasury Bills	A non-interest-bearing discount security issued by the U.S. Treasury. Most bills are issued to mature in three months, six months, or one year, in minimum denominations of \$10,000.
Treasury Bonds	Long-term coupon-bearing U.S. Treasury securities issued as direct obligations of the U.S. Government and having initial maturities 10 years or longer issued in minimum denominations of \$1,000.
Treasury Notes	Intermediate securities with maturities of 1 to 10 years.

Yield	The rate of annual income returns on an investment, expressed as a percentage. (a) INCOME YIELD is obtained by dividing the current dollar income by the current market price for the security. (b) NET YIELD or YIELD TO MATURITY is the current income yield minus any premium above par or plus any discount from par in purchase price, with the adjustment spread over the period from the date of purchase to the date of maturity of the bond.
Yield to Maturity	A measurement of the compound rate of return that an investor in a bond with a maturity of more than one year will receive if: (1) the investor holds the security to maturity and (2) reinvests all cash flows at the same market rate of interest.

Appendix B

1. California Government Code Section 53600
2. Dictionary of Finance and Investment Terms, Second Edition, John Downes and Jordan Elliot Goodman.
3. Debt Securities, A Handbook for State and Local Government Portfolio Managers, Keith Williams.
4. Municipal Treasurers' Association of the United States and Canada, Investment Policy Guidelines.

June 21, 2022

TO: Chair and Directors of the Florin Resource Conservation District
FROM: Travis Franklin, Program Manager
SUBJECT: **LEGISLATIVE MATTERS AND POTENTIAL DIRECTION TO STAFF**

RECOMMENDATION

This item is presented as information although the Florin Resource Conservation District Board of Directors may provide an action to authorize staff to respond to a legislative item.

SUMMARY

There are several bills that have been introduced in the 2022 legislative session that could potentially impact the Florin Resource Conservation District/Elk Grove Water District (District) if passed. These bills are highlighted below.

DISCUSSION

Background

The Florin Resource Conservation District (FRCD) Board of Directors (Board) is periodically updated on legislative and regulatory issues.

Present Situation

The following bills have been introduced in the 2022 legislative session that could potentially impact the District if passed in their current form.

AB 1902 (Aguiar-Curry D) Resource conservation: resource conservation districts.

Existing law establishes the Department of Conservation and requires it to provide soil conservation advisory services to local governments, landowners, farmers and ranchers, resource conservation districts, and the general public, as provided. This bill would delete this provision. This bill is sponsored by the California Association of Resource Conservation Districts to update the enabling act for RCDs to, among other things, explicitly authorize RCDs to promote and implement programs, projects, practices, and activities on public and private natural, working, and urban lands to support achievement of California's climate, conservation, and natural resources goals and objectives. CSDA has taken a support position.

LEGISLATIVE MATTERS AND POTENTIAL DIRECTION TO STAFF

Page 2

AB 1931 (Rivas D) Community water systems: lead pipes

The bill would require the replacement of lead service lines in their entirety including on the customer side of the property line, would require filtration devices be provided prior to replacement and would require testing prior to and after replacement work. The biggest challenge with the bill is that it requires work on the customer side of the property line. This creates numerous financial and logistical challenges for compliance. CSDA has taken an oppose position and RWA recommends an oppose unless amended position.

AB 2142 (Gabriel D) Income taxes: exclusion: turf replacement water conservation program.

This bill would, for taxable years beginning on or after January 1, 2022, and before January 1, 2027, provide an exclusion from gross income for any amount received as a rebate, voucher, or other financial incentive issued by a local water agency or supplier for participation in a turf replacement water conservation program.

AB 2449 (Rubio, Blanca D) Open meetings: local agencies: teleconferences.

This bill makes changes to remote meetings held pursuant to the Brown Act by amending longstanding non-emergency teleconference provisions within the Brown Act to allow less than a quorum of board members from a public agency to participate in a board meeting via video conference without disclosing or allowing public access to their physical location, so long as a quorum of the public board does participate from an open and public location within the jurisdiction of the agency. This bill would provide that an agency would be allowed to teleconference without observing the typical requirements (e.g., allowing public access to remote meeting sites, agendas posted at all remote meeting locations, all remote meeting sites identified in the meeting agendas, etc.) if at least a quorum of the members participates in-person from a singular, publicly-accessible location identified on the agenda and situated within the boundaries of the territory over which the local agency exercises jurisdiction. The agency would have to observe the procedural requirements already customarily observed (e.g., the agency would have to accept public comment until the comment period for that item has formally closed, the agency could not require that public comments be submitted in advance of the meeting, etc.) and agency board members would have to participate "only through both audio and visual technology," [emphasis added] rather than the current standard which does not impose such a specific requirement.

LEGISLATIVE MATTERS AND POTENTIAL DIRECTION TO STAFF

Page 3

AB 2505 (Gray D) Water theft: irrigation districts.

This bill would allow irrigation district to fine for water theft above the current limits. No additional changes would be made to the previous bill.

AB 2647 (Levine D) Local government: open meetings.

This bill would allow local agencies that maintain a website to post agendas on their website instead of in public locations. Local agencies would be required to also place their web addresses on their meeting agendas. Reportedly, amendments are in the works that would require agencies to also post the materials at the physical location as soon as possible following their release on the agency's website. CSDA has taken a support position.

AB 2677 (Gabriel D) Information Practices Act of 1977.

The Information Practices Act of 1977 prescribes a set of requirements, prohibitions, and remedies applicable to agencies, as defined, with regard to their collection, storage, and disclosure of personal information, as defined. Current law exempts from the provisions of the act counties, cities, any city and county, school districts, municipal corporations, districts, political subdivisions, and other local public agencies, as specified. This bill would recast those provisions to remove that exemption for local agencies and include, among other things, genetic information, IP address, online browsing history, and location information within the definition of "personal information" for the act's purposes. CSDA has taken a concern position.

SB 230 (Portantino D) State Water Resources Control Board: Constituents of Emerging Concern Program.

This bill would require the State Water Resources Control Board to establish, maintain, and direct an ongoing, dedicated program called the Constituents of Emerging Concern Program to assess the state of information and recommend areas for further study on, among other things, the occurrence of constituents of emerging concern (CEC) in drinking water sources and treated drinking water. The bill would require the state board to convene, by an unspecified date, the Science Advisory Panel to review and provide recommendations to the state board on CEC for further action, among other duties. The bill would require the state board to provide an annual report to the Legislature on the ongoing work conducted by the panel. This bill was introduced last year and is back again this year. Last year CSDA had taken a support position and ACWA had taken a favor position.

LEGISLATIVE MATTERS AND POTENTIAL DIRECTION TO STAFF

Page 4

SB 892 (Hurtado D) Cybersecurity preparedness: food and agriculture sector and water and wastewater systems sector.

This bill would require the Office of Emergency Services (CalOES) to develop, propose, and adopt optional reporting guidelines applicable to companies and cooperatives in the food and agriculture industry if they identify a significant and verified cyber threat or active cyberattack. The bill would require a water and wastewater systems sector entity serving more than 3,300 people to report their risk assessments and emergency response plan required by the America's Water Infrastructure Act of 2018 to the California Cybersecurity Integration Center, the Department of Water Resources, and the State Water Resources Control Board.

SB 1124 (Archuleta D) Public health goal: primary drinking water standard: manganese.

This bill would require, on or before July 1, 2023, OEHHA to prepare a public health goal for manganese, as provided. The bill would require the state board, after OEHHA publishes a public health goal for manganese, to adopt a primary drinking water standard for manganese and to establish monitoring requirements for manganese. There is currently a secondary MCL standard for manganese of 0.5 mg/L. There is a rumor that the MCL would be 20 ug/L. It is believed that West Basin is advocating for this bill and the basis is that the bill would authorize the State Board to provide funding for treatment for manganese. ACWA, RWA, CSDA and CMUA have taken an oppose unless amended position.

SB 1157 (Hertzberg D) Urban water use objectives: indoor residential water use.

This bill would lower the existing indoor gallons per capita daily (GPCD) water use efficiency standard to 47 GPCD beginning January 1, 2025. (Existing law is 52.5 GPCD.) Beginning January 1, 2030, the indoor standard would be 42 GPCD. (Existing law is 50 GPCD). ACWA has taken an oppose-unless-amended position and EGWD has joined the coalition letter authored by ACWA.

SB 1162 (Limon D) Employment: Salaries and Wages.

This bill will require an employer to provide a pay scale to an applicant by including the pay scale in a job posting. An employer that engages a third party for a job posting shall provide the pay scale to the third party, which shall provide the pay scale to applicants that view the job posting. An employer, upon request, shall provide the pay scale for the position a person is currently employed in. An employer shall maintain records of a job description and wage rate history for each employee for the duration of the employment plus three years after the end of the employment in order for the Labor Commissioner to

LEGISLATIVE MATTERS AND POTENTIAL DIRECTION TO STAFF

Page 5

determine if there is still a pattern of wage discrepancy. The aggrieved party can file a complaint with the Labor Commissioner and commence a civil action. The bill provides for the Labor Commissioner to assess civil penalties of no less than five hundred dollars and no more than ten thousand dollars per violation, as specified. There is a rebuttable presumption if records are not kept. This bill would require an employer to announce, post, publish, or otherwise make known any opportunity for promotion and the pay scale for the position to all current employees on the same calendar day and prior to making a promotion decision. This section contains similar requirements as above if a third party is engaged. This section contains similar remedies as above. CSDA has taken an oppose position.

Staff will continue to monitor these bills along with any other bills which may affect District operations.

ENVIRONMENTAL CONSIDERATIONS

There are no direct environmental considerations associated with this report.

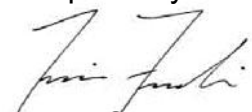
STRATEGIC PLAN CONFORMITY

Tracking active legislation complies with the District's Water Industry Leadership goals of the 2020-2025 Strategic Plan.

FINANCIAL SUMMARY

There is no direct financial impact associated with this report.

Respectfully submitted,



TRAVIS FRANKLIN
PROGRAM MANAGER

June 21, 2022

TO: Chair and Directors of the Florin Resource Conservation District

FROM: Bruce Kamilos, General Manager

SUBJECT: **GENERAL MANAGER'S REPORT**

RECOMMENDATION

This item is presented to the Florin Resource Conservation District Board of Directors for information, discussion, and in some instances, to provide direction to staff.

SUMMARY

The General Manager's Report is a standing item on the regular board meeting agenda. The report is intended to inform the Florin Resource Conservation District/Elk Grove Water District (District) Board of Directors (Board) of notable, miscellaneous items the General Manager would like to share with the Board. The report also provides an opportunity for the Board to discuss the items, and in some instances provide direction to staff.

DISCUSSION

Background

Each month, the General Manager provides a report to the Board of any notable, miscellaneous items.

Present Situation

- **Administration Office Tenant Improvements Project Update** – Staff will provide an update of the Administration Office Tenant Improvements Project.
- **Cybersecurity Assessment** – In December 2021, the District contracted with Technology Crest to conduct a confidential cybersecurity assessment of the District's information technology system. Staff will provide a status update.
- **Groundwater Recharge Pilot Project** – Several meetings have been held with urban water suppliers in the South American Subbasin to discuss the concept of a groundwater recharge pilot project. The idea has gained support. Staff will provide an overview.

GENERAL MANAGER'S REPORT

Page 2

- Water Conservation Update – On May 24, 2022, the State Water Board adopted an emergency water conservation regulation to address the drought. The regulation requires urban water suppliers to implement the stage 2 actions of their water shortage contingency plans. On June 6, 2022, the District mailed a notice to our customers identifying the stage 2 actions. Staff will provide an update.

ENVIRONMENTAL CONSIDERATIONS

There are no direct environmental considerations associated with this report.

STRATEGIC PLAN CONFORMITY

This item conforms to the FRCD/EGWD 2020-2025 Strategic Plan. Due to the varied subject matters presented in the General Manager's Report, the report over time will likely touch on every strategic goal contained in the plan.

FINANCIAL SUMMARY

There is no financial impact associated with this report.

Respectfully submitted,



BRUCE KAMILOS
GENERAL MANAGER

June 21, 2022

TO: Chair and Directors of the Florin Resource Conservation District
FROM: Bruce Kamilos, General Manager
SUBJECT: **ELK GROVE WATER DISTRICT OPERATIONS REPORT – MAY 2022**

RECOMMENDATION

This item is presented for information only. No action by the Florin Resource Conservation District Board of Directors is proposed at this time.

SUMMARY

The Elk Grove Water District (EGWD) Operations Report is a standing item on the regular board meeting agenda.

All regulatory requirements were met for the month of May. Other notable events are described below.

DISCUSSION

Background

Every month, staff presents an update of the activities related to the operations of the EGWD. Included for the Florin Resource Conservation District Board of Director's review is the EGWD's May 2022 Operations Report.

Present Situation

The EGWD May 2022 Operations Report highlights are as follows:

- **Operations Activities Summary** – 345 door hangers were placed for past due balances which resulted in 44 shut offs. We received two (2) water pressure complaints and one (1) water quality complaint. All were unsubstantiated.
- **Production** – The Combined Total Service Area 1 production graph on page 13 shows that production during the month of May decreased 13.07 percent compared to May 2021 and is 0.12 percent more than what was produced in 2020. Year 2020 is the new baseline year the State Water Resources Control Board adopted for water usage. The Total Demand/Production for both service areas on

ELK GROVE WATER DISTRICT OPERATIONS REPORT – MAY 2022

Page 2

page 14 shows that customer use during the month of May compared to 2020 was down by 7.00 percent.

- **Static and Pumping Level Graphs** – The first quarter soundings are shown and indicate that the static water levels are stable compared to the first quarter of 2021.
- **Treatment (Compliance Reporting)** – All samples taken during the month comply with all regulatory permit requirements. No exceedances of any maximum contaminant levels were found, and all water supplied to EGWD’s customers met or exceeded safe drinking water standards.
- **Corrective Maintenance Program** – The tables included in this section of the report also include certain activities completed to date. Below is a list of out-of-ordinary maintenance work completed in May:
 - Staff assisted with installations of new security cameras at the Hampton Village Water Treatment Plant and Railroad Water Treatment Plant.
 - Staff assisted with replacements of the Programmable Logic Controllers (PLC) and Human Machine Interfaces (HMI) at Wells 4D and 11D.
- **Cross Connection Control Program 2022** – EGWD issued 63 testing notices for the month. Pursuant to the notices, 30 devices passed. Of the 33 remaining, 21 of the devices passed the second test and 12 were not tested by the due date. The total number of delinquents is 13, which includes the 12 from May and one (1) additional device that remains delinquent from January.
- **Safety Meetings/Training** – Two (2) safety training sessions were conducted for the month which is compliant with OSHA standards.
- **Service and Main Leaks Map** – There were five (5) service line leaks and two (2) main line leaks during May.
- **System Pressures** – Pressures in Service Area 1 generally remained stable during the month of May. Pressures in Service Area 2, which are controlled by Sacramento County Water Agency, were also stable as compared to the previous month.

June 21, 2022

ELK GROVE WATER DISTRICT OPERATIONS REPORT – MAY 2022

Page 3

ENVIRONMENTAL CONSIDERATIONS

There are no direct environmental considerations associated with this report.

STRATEGIC PLAN CONFORMITY

This item conforms to the FRCD/EGWD 2020-2025 Strategic Plan. The EGWD Operations Report provides an ongoing review of EGWD's operations, and therefore, conforms with Strategic Goal No. 1, Governance and Customer Engagement.

FINANCIAL SUMMARY

There is no financial impact associated with this report.

Respectfully submitted,



BRUCE KAMILOS
GENERAL MANAGER

BMK/ac

Attachment


EGWD

OPERATIONS REPORT

May 2022



Elk
Grove
Water
District



Elk Grove Water District
Operations Report
Table of Contents

1. Operations Activities Summary	3
a. Door Hangers and Shut Off Tags	4
2. Production	
a. Active Well Sites & Intertie Connections Map	5
b. Monthly Production Graphs	
i. Well 1D School Street	6
ii. Well 4D Webb Street	7
iii. Well 11D Dino	8
iv. Well 14D Railroad	9
v. Well 8 Williamson	10
vi. Well 9 Polhemus	11
vii. Well 13 Hampton	12
c. Combined Total Production	13
d. Total Demand/Production	14
e. EGWD Water Usage	15
f. EGWD Combined R-GPCD	16
3. Static and Pumping Level Graphs	
a. Well 1D School Street	17
b. Well 4D Webb Street	18
c. Well 11D Dino	19
d. Well 14D Railroad	20
e. Well 8 Williamson	21
f. Well 9 Polhemus	22
g. Well 13 Hampton	23
4. Historic Static Well Levels	24-26
5. Regulatory Compliance	
a. Monthly Water Sample Report	27-31
b. Wastewater Discharge Compliance Report Form	32-33
c. Monthly Summary of Distribution System Coliform Monitoring	34-35
d. Monthly Summary of the Hampton Groundwater Treatment Plant	36-37
e. Monthly Fluoridation Monitoring Report	38-39
6. Preventative Maintenance Program	
a. Ground Water Wells	40
b. Railroad Water Treatment and Storage Facility	41
c. Hampton Village Water Treatment Plant	42
d. Standby Generators	43
7. Cross Connection Control Program 2022	44
8. Safety Meetings/Training	45
9. Service and Main Leaks Map	46
10. Sample Station Areas Map	47

Operations Activities Summary

Service Requests:

	May -22		YTD (Since Jan. 1, 2022)	
<u>Department</u>	<u>Service Request</u>	<u>Hours</u>	<u>Service Request</u>	<u>Hours</u>
Distribution				
Door Hangers	345	9	1,342	51
Shut offs	44	12	213	54.25
Turn ons	43	10.75	191	47.75
Investigations	61	15.25	188	47
USA Locates	513	128.25	1,868	467
Customer Complaints				
-Pressure	2	1	5	2.5
-Water Quality	1	0.5	4	2
-Other	0	0	0	0

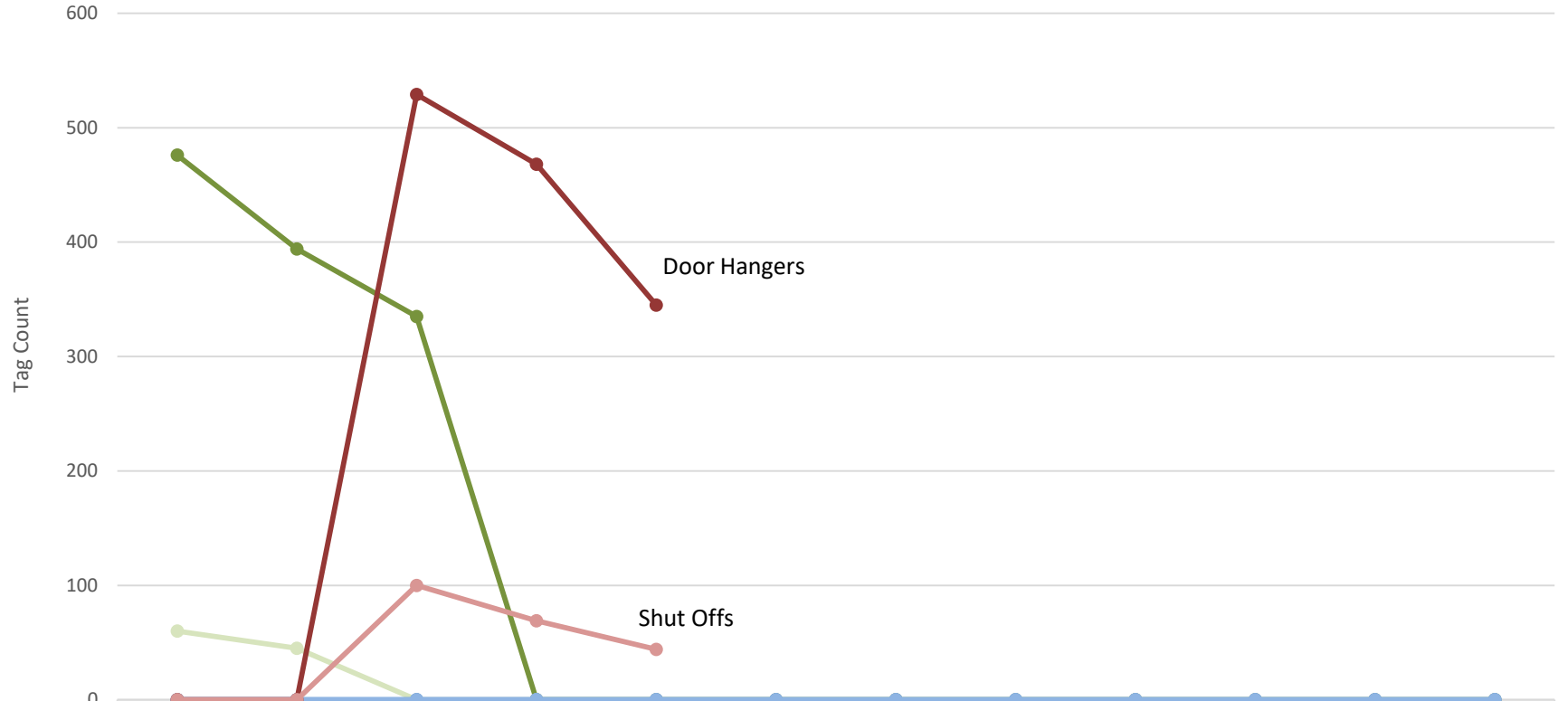
Work Orders:

	May -22		YTD (Since Jan. 1, 2022)	
<u>Department</u>	<u>Work Orders</u>	<u>Hours</u>	<u>Work Orders</u>	<u>Hours</u>
Treatment:				
Preventative Maint.	32	82.5	58	289
Corrective Maint.	6	17.5	19	267.5
Water Samples	14	46	83	246.5
Distribution:				
Meters Installed	0	0	6	2.8
Meter Change Out	37	19.75	112	58.50
Preventative Maint.				
-Hydrant Maintenance (45)	47	9.5	139	27
-Valve Exercising (127)	75	18	297	62.75
-Other	0	0	0	0
Corrective Maint.				
-Leaks	7	114	17	307.5
-Other	4	14.75	92	363.75
Valve Locates	0	0	0	0
Utility:				
Corrective Maint.	0	0	0	0

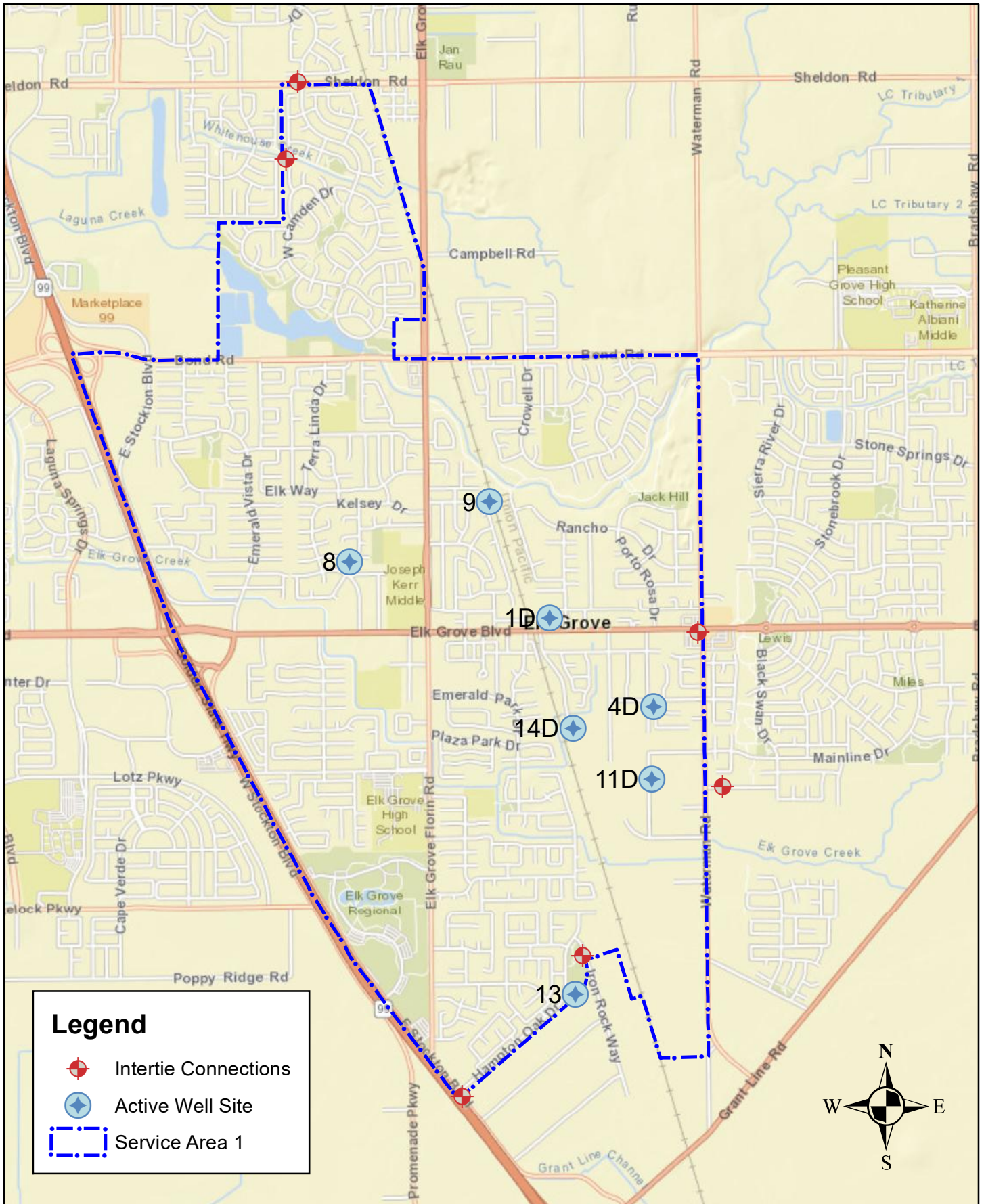


Elk Grove Water District




Door Hangers and Shut Off Tags



	Jan	Feb	Mar	Apr	May	Jun	Jul	Aug	Sep	Oct	Nov	Dec
2020 Door Hangers	476	394	335	0	0	0	0	0	0	0	0	0
2020 Shut Offs	60	45	0	0	0	0	0	0	0	0	0	0
2021 Door Hangers	0	0	0	0	0	0	0	0	0	0	0	0
2021 Shut Offs	0	0	0	0	0	0	0	0	0	0	0	0
2022 Door Hangers	0	0	529	468	345							
2022 Shut Offs	0	0	100	69	44							

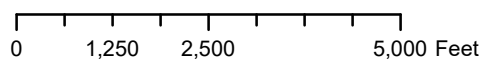


Legend


-  Intertie Connections
-  Active Well Site
-  Service Area 1



Active Well Sites & Intertie Connections



Elk Grove Water District



Elk Grove Water District

Monthly Production

Well 1D School -- May 2022

Selected Month Production

21,811 Gallons

Average GPM: 1,817
 Pump depth: 275 ft
 Well depth: 1025 ft

Motor:

Volts: 467
 Volts (Rated): 460
 RPM: 1789
 RPM (Rated): 2115
 Amps A: 180
 Amps A (Rated): 222
 Amps B: 178
 Amps B (Rated): 222
 Amps C: 174
 Amps C (Rated): 222

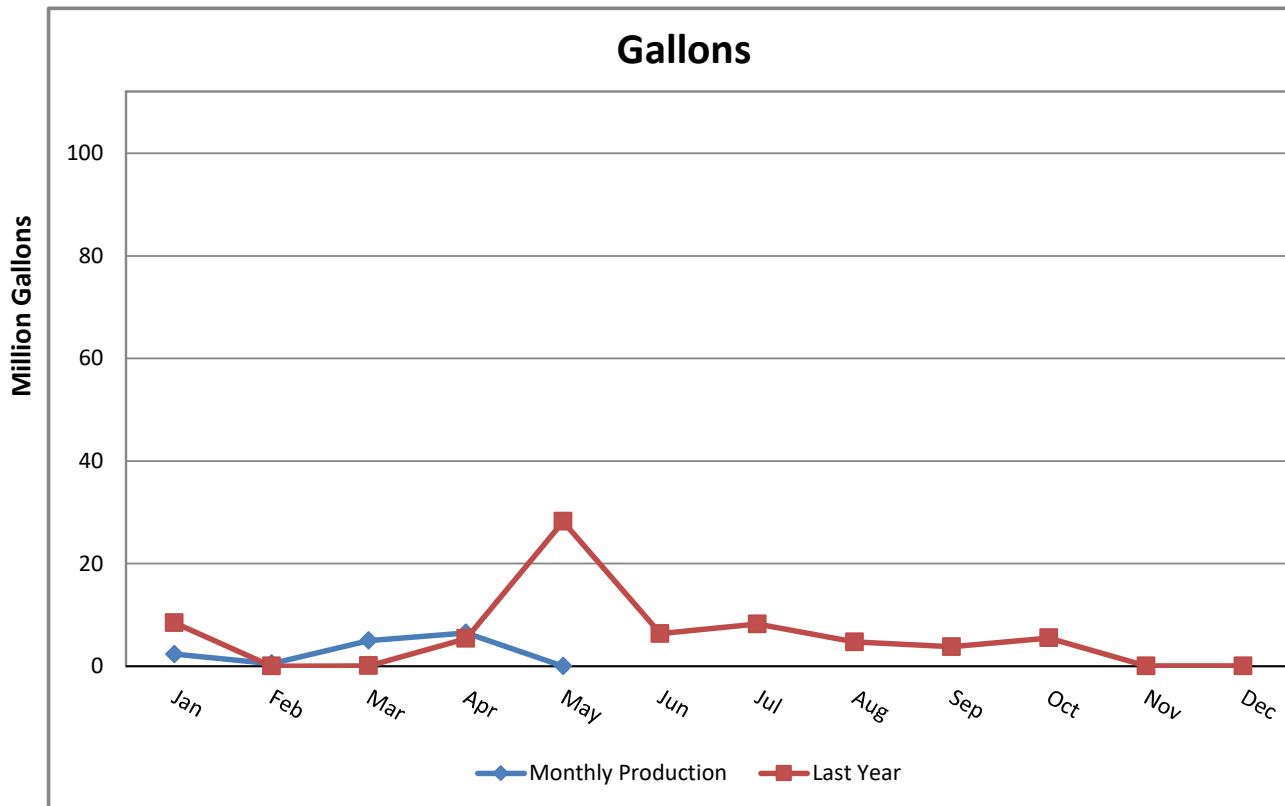
Motor Temp: 98.2 F
 Hour Meter: 0.20
 KW Hour Total: 400


Chlorine:

Dosing: 1.57 mg/L
 Demand: 0.47 mg/L
 Residual: 1.1 mg/L

Vibration Reading:

Base Line: 0.05 in/sec
 Current: 0.03 in/sec





Elk Grove Water District

Monthly Production

Well 4D Webb -- May 2022

Selected Month Production

29,524,888 Gallons

Average GPM: 1701
 Pump depth: 340 ft
 Well depth: 1075 ft

Motor:

Volts: 477
 Volts (Rated): 460
 RPM: 1653
 RPM (Rated): 1775
 Amps A: 196
 Amps A (Rated): 225
 Amps B: 194
 Amps B (Rated): 225
 Amps C: 194
 Amps C (Rated): 225

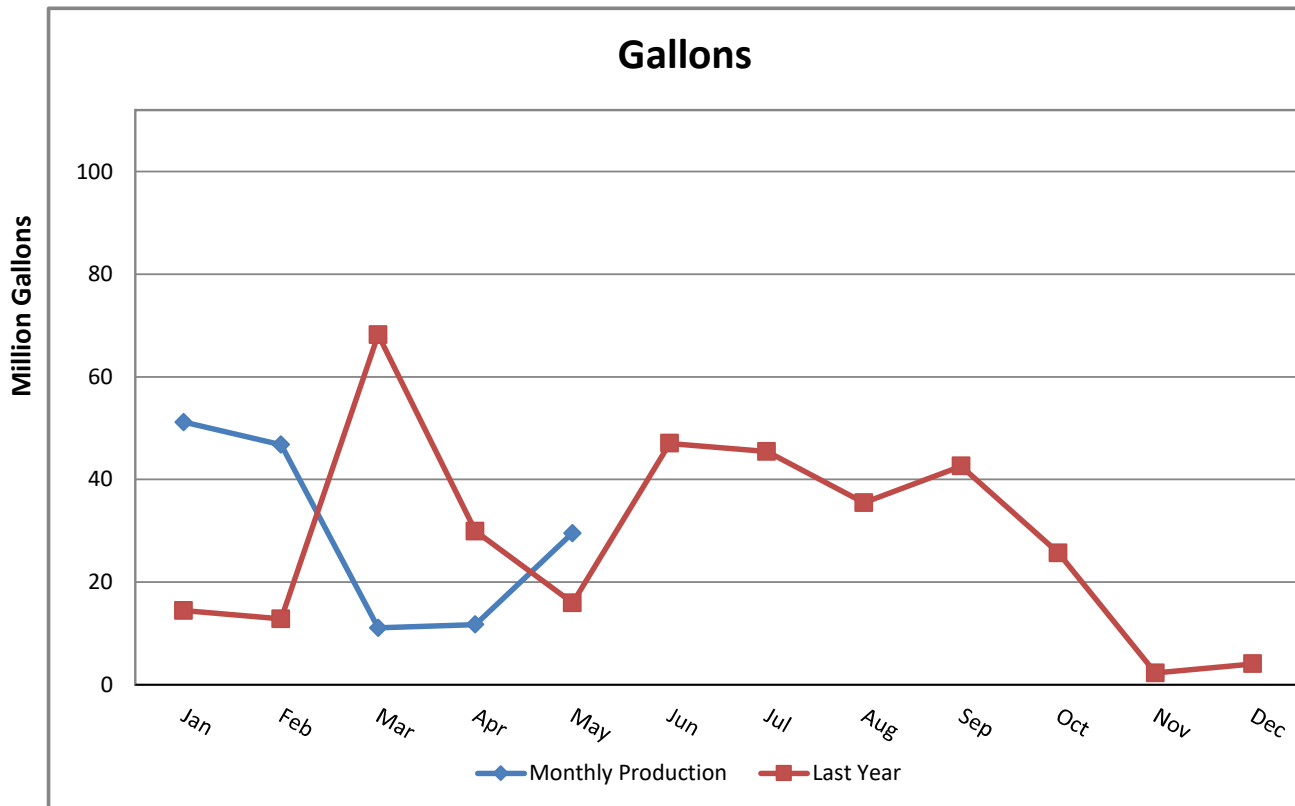
Motor Temp: 159.2 F
 Hour Meter: 289.20
 KW Hour Total: 41,760


Chlorine:

Dosing: 1.68 mg/L
 Demand: 0.61 mg/L
 Residual: 1.07 mg/L

Vibration Reading:

Base Line: 0.05 in/sec
 Current: 0.02 in/sec





Elk Grove Water District

Monthly Production

Well 11D Dino -- May 2022

Selected Month Production

66,136,283 Gallons

Average GPM: 1703
 Pump depth: 340 ft
 Well depth: 1038 ft

Motor:

Volts: 480
 Volts (Rated): 460
 RPM: 1715
 RPM (Rated): 1775
 Amps A: 180
 Amps A (Rated): 225
 Amps B: 175
 Amps B (Rated): 225
 Amps C: 169
 Amps C (Rated): 225

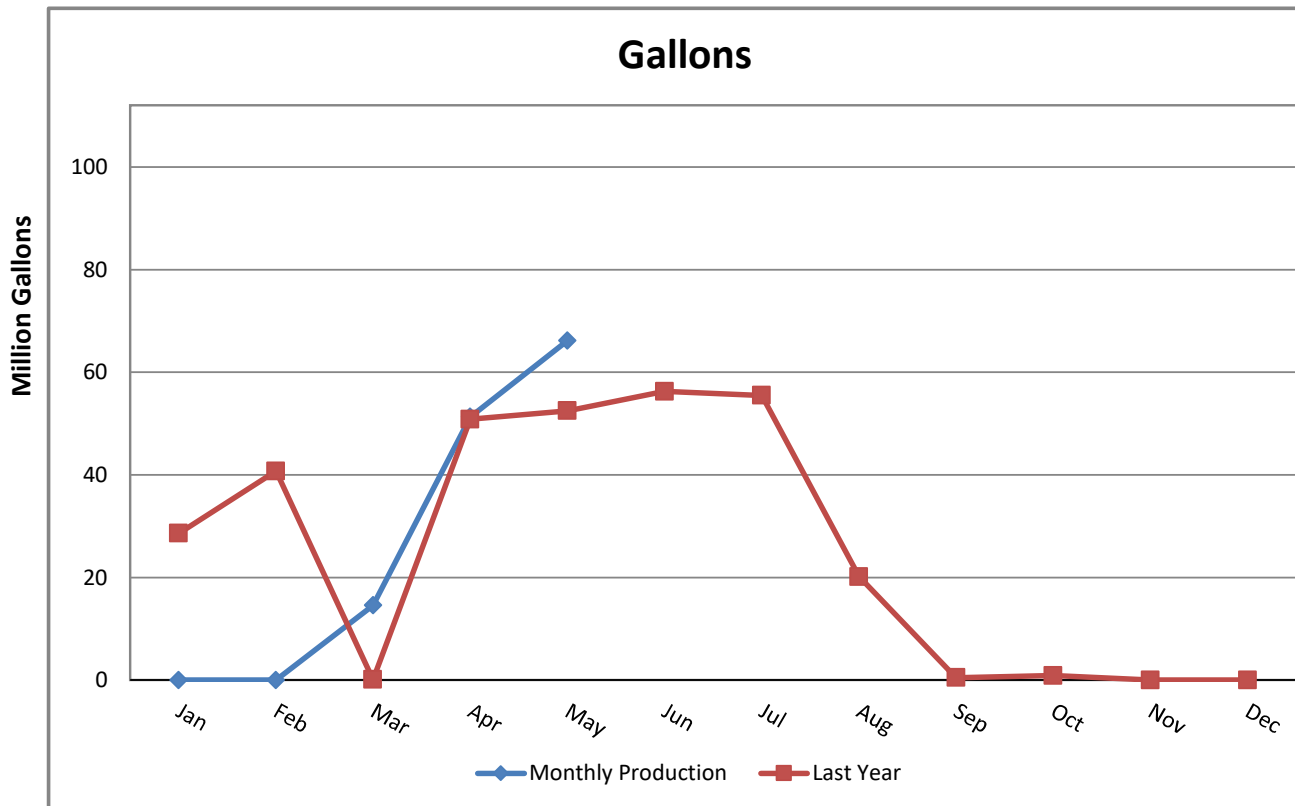
Motor Temp: 144.9 F
 Hour Meter: 647.20
 KW Hour Total: 81,720


Chlorine:

Dosing: 1.67 mg/L
 Demand: 0.56 mg/L
 Residual: 1.11 mg/L

Vibration Reading:

Base Line: 0.05 in/sec
 Current: 0.02 in/sec





Elk Grove Water District

Monthly Production

Well 14D Railroad -- May 2022

Selected Month Production

1,086,287 Gallons

Average GPM: 1460
 Pump depth: 340 ft
 Well depth: 1051 ft

Motor:

Volts: 480
 Volts (Rated): 460
 RPM: 1783
 RPM (Rated): 1785
 Amps A: 163
 Amps A (Rated): 171
 Amps B: 164
 Amps B (Rated): 171
 Amps C: 164
 Amps C (Rated): 171

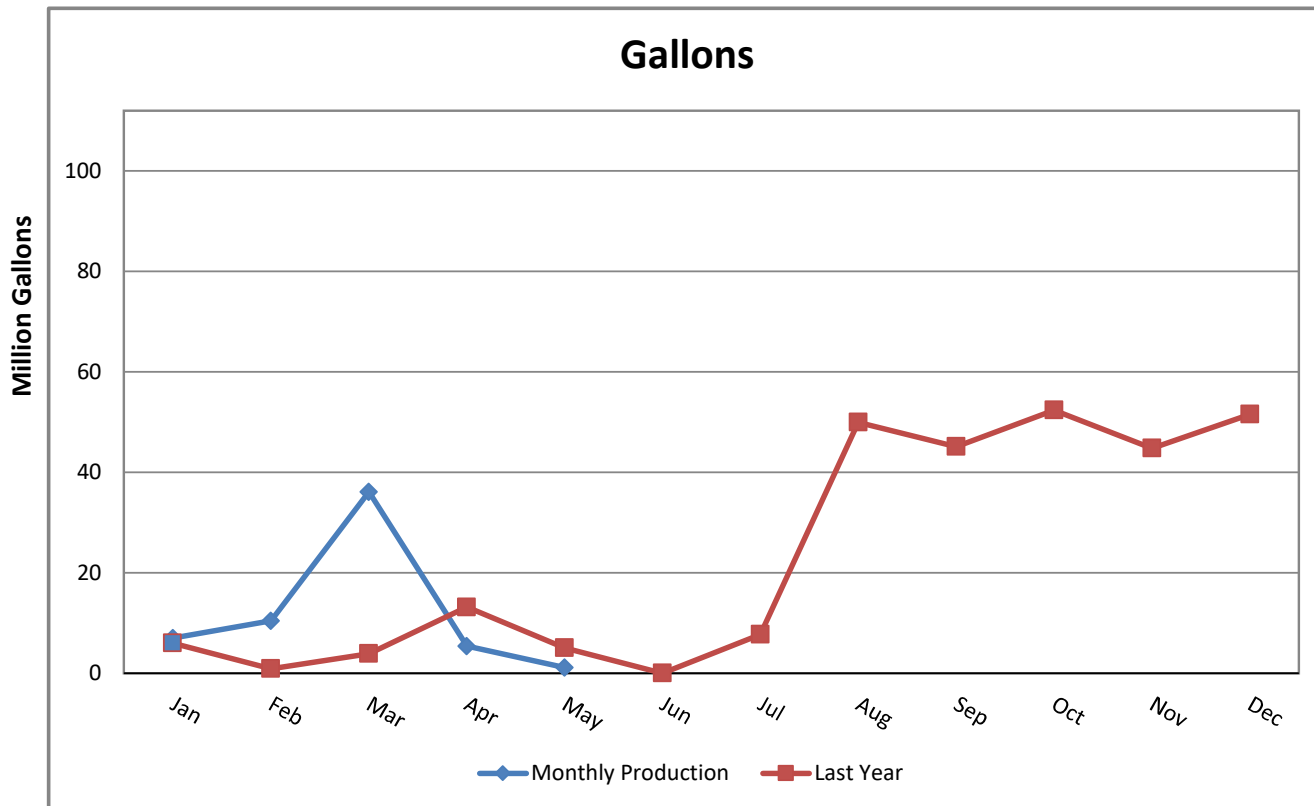
Motor Temp.: 124.2 F
 Hour Meter: 12.40
 KW Hour Total: 71,520
 (KWH total is for the entire facility)


Chlorine:

Dosing: 1.87 mg/L
 Demand: 0.7 mg/L
 Residual: 1.17 mg/L

Vibration Reading:

Base Line: 0.02 in/sec
 Current: 0.02 in/sec





Elk Grove Water District

Monthly Production

Well 8 Williamson -- May 2022
(Submersible)

Selected Month Production

16,380,022 Gallons

Average GPM: 544
Pump depth: 150 ft
Well depth: 564 ft

Motor:

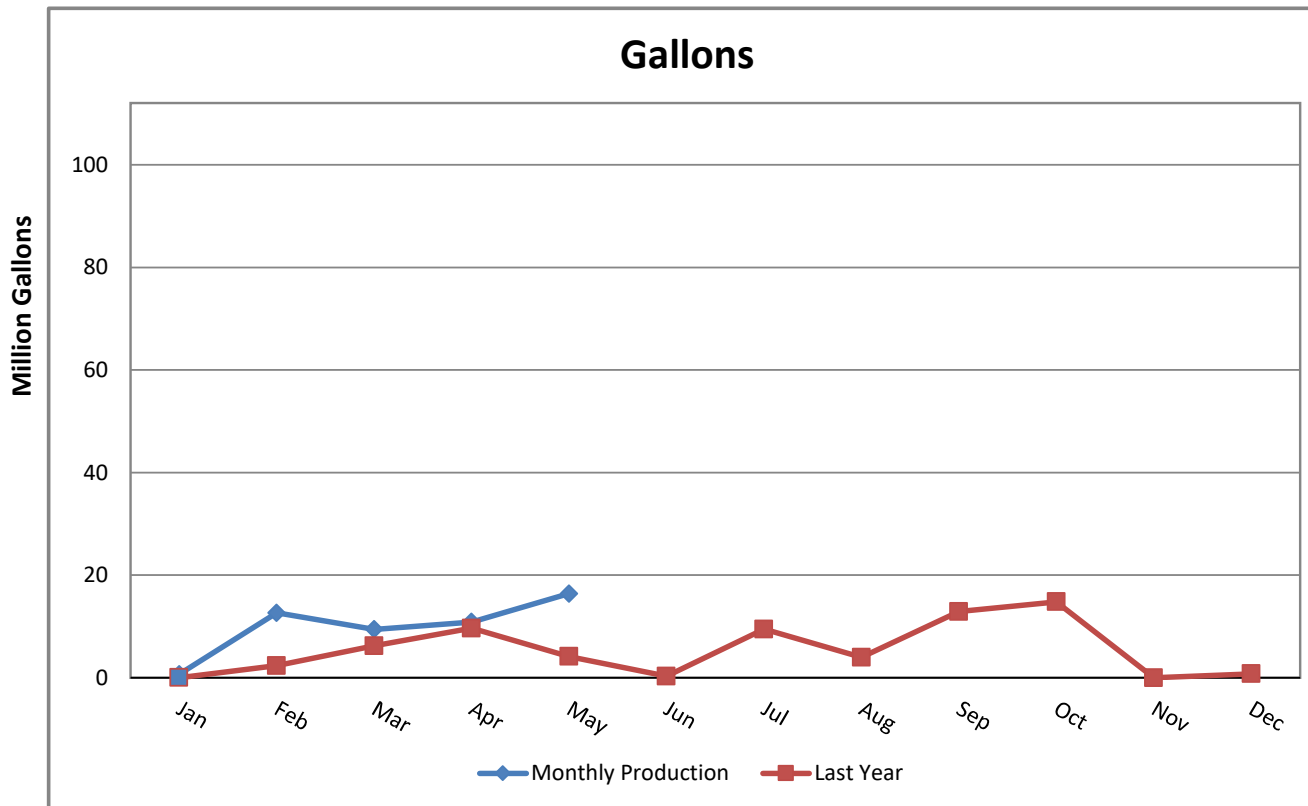
Volts: 461
Volts (Rated): 460


Amps A: 61
Amps A (Rated): 65
Amps B: 59
Amps B (Rated): 65
Amps C: 61
Amps C (Rated): 65

Hour Meter: 501.40
KW Hour Total: 20,278

Chlorine:

Dosing: 1.24 mg/L
Demand: 0.23 mg/L
Residual: 1.01 mg/L





Elk Grove Water District

Monthly Production

Well 9 Polhemus -- May 2022
(Submersible)

Selected Month Production

7,020,388 Gallons

Average GPM: 492
Pump depth: 150 ft
Well depth: 556 ft

Motor:

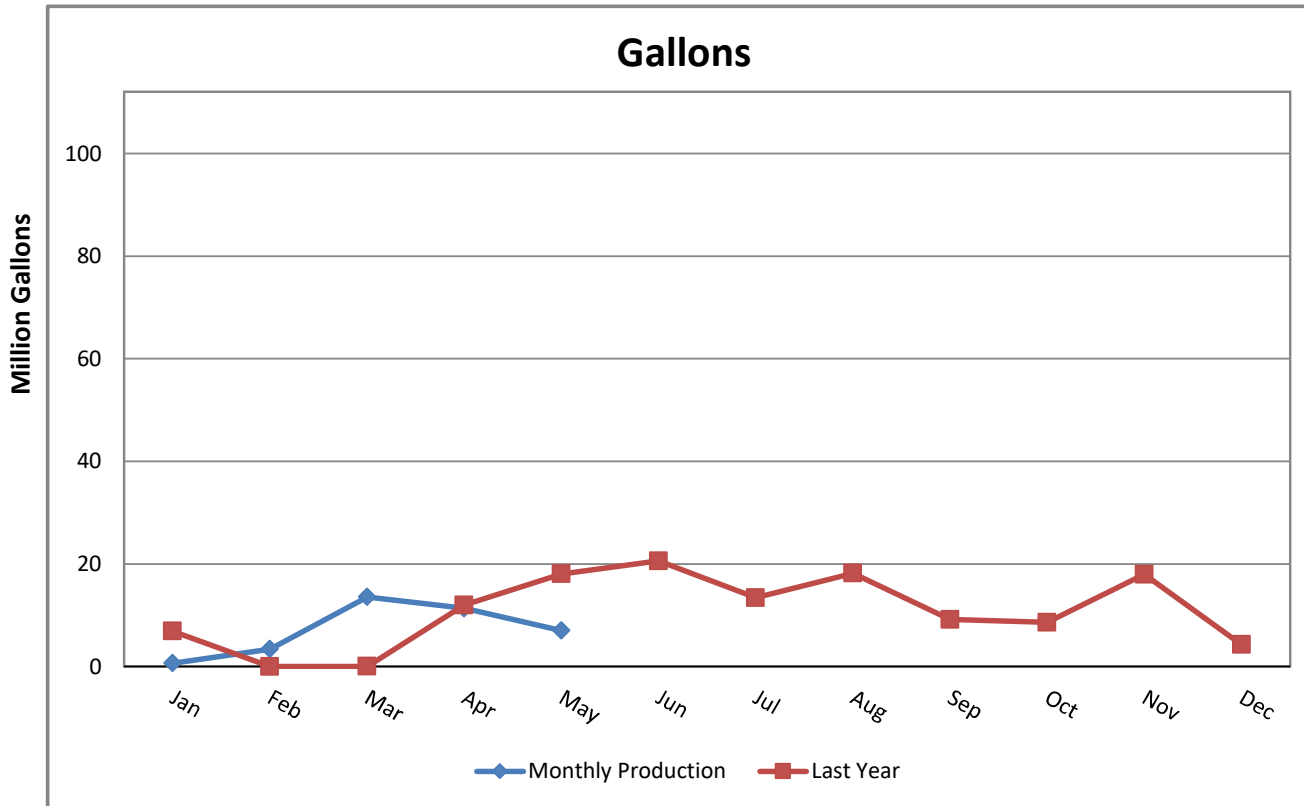
Volts: 483
Volts (Rated): 460


Amps A: 58
Amps A (Rated): 65
Amps B: 58
Amps B (Rated): 65
Amps C: 61
Amps C (Rated): 65

Hour Meter: 238.00
KW Hour Total: 9,524

Chlorine:

Dosing: 1.26 mg/L
Demand: 0.15 mg/L
Residual: 1.11 mg/L





Elk Grove Water District

Monthly Production

Well 13 Hampton -- May 2022

Selected Month Production

20,578,316 Gallons

Average GPM: 945
 Pump depth: 200 ft
 Well depth: 500 ft

Motor:

Volts: 479
 Volts (Rated): 460
 RPM: 1786
 RPM (Rated): 1785
 Amps A: 104
 Amps A (Rated): 141
 Amps B: 105
 Amps B (Rated): 141
 Amps C: 106
 Amps C (Rated): 141

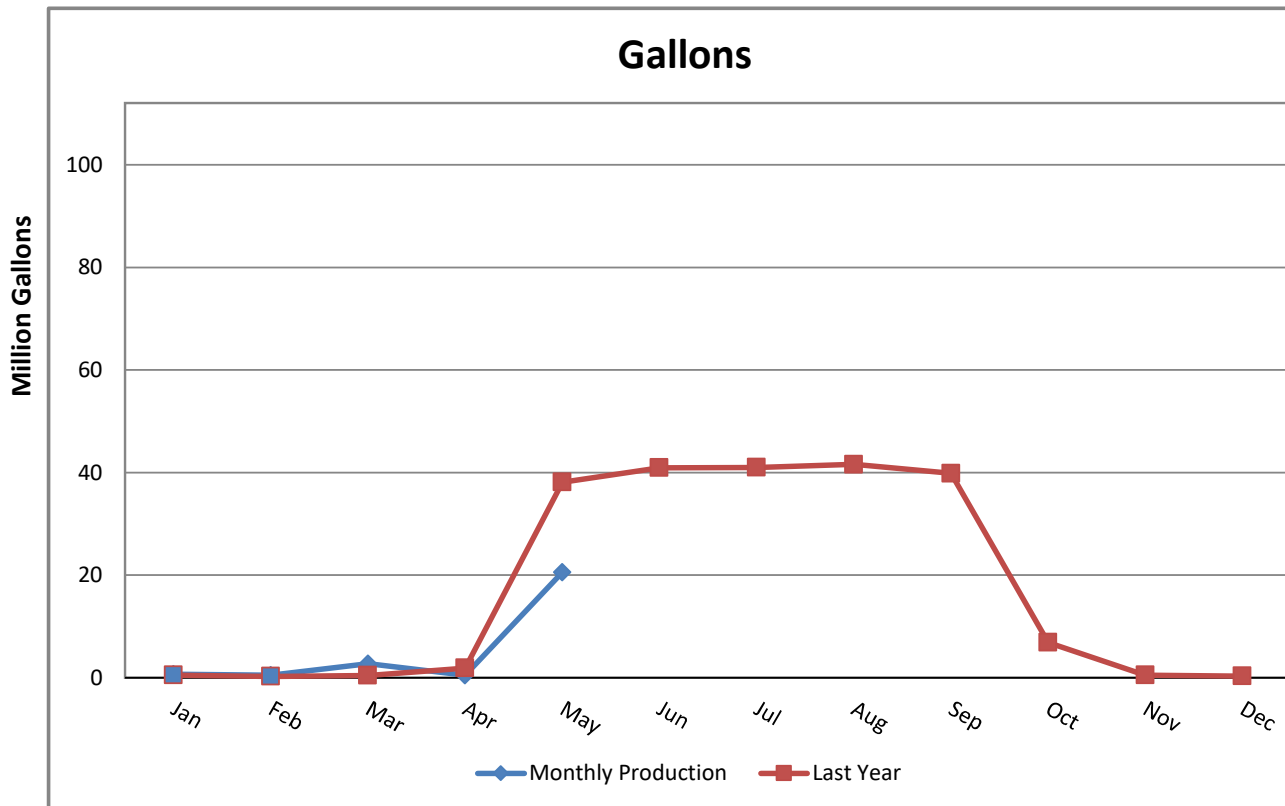
Motor Temp.: 139.2 F
 Hour Meter: 362.8
 KW Hour Total: 27,900


Chlorine:

Dosing: 1.52 mg/L
 Demand: 0.74 mg/L
 Residual: 0.78 mg/L

Vibration Reading:

Base Line: 0.02 in/sec
 Current: 0.01 in/sec





Elk Grove Water District

Combined Total Production

Service Area 1

May-2022

Current Month Production:

140,747,995 Gallons

Highest Day Demand of the Month:

5,333,485

Date of Occurrence

31-May-22

Highest Day Demand of the Calendar Year:

5,333,485

Date of Occurrence

31-May-22

"Water Year" Rainfall: (Oct-21 to Sep-22)

Current Month: 0.01 in

Year To Date: 16.45 in

"Water Year" Rainfall: (Oct-20 to Sep-21)

May 2021: 0.01 in

Year To Date: 6.56 in

Entire Year Total: 6.61 in

Temperature:

This Month High: 102 F

This Month Low: 38 F

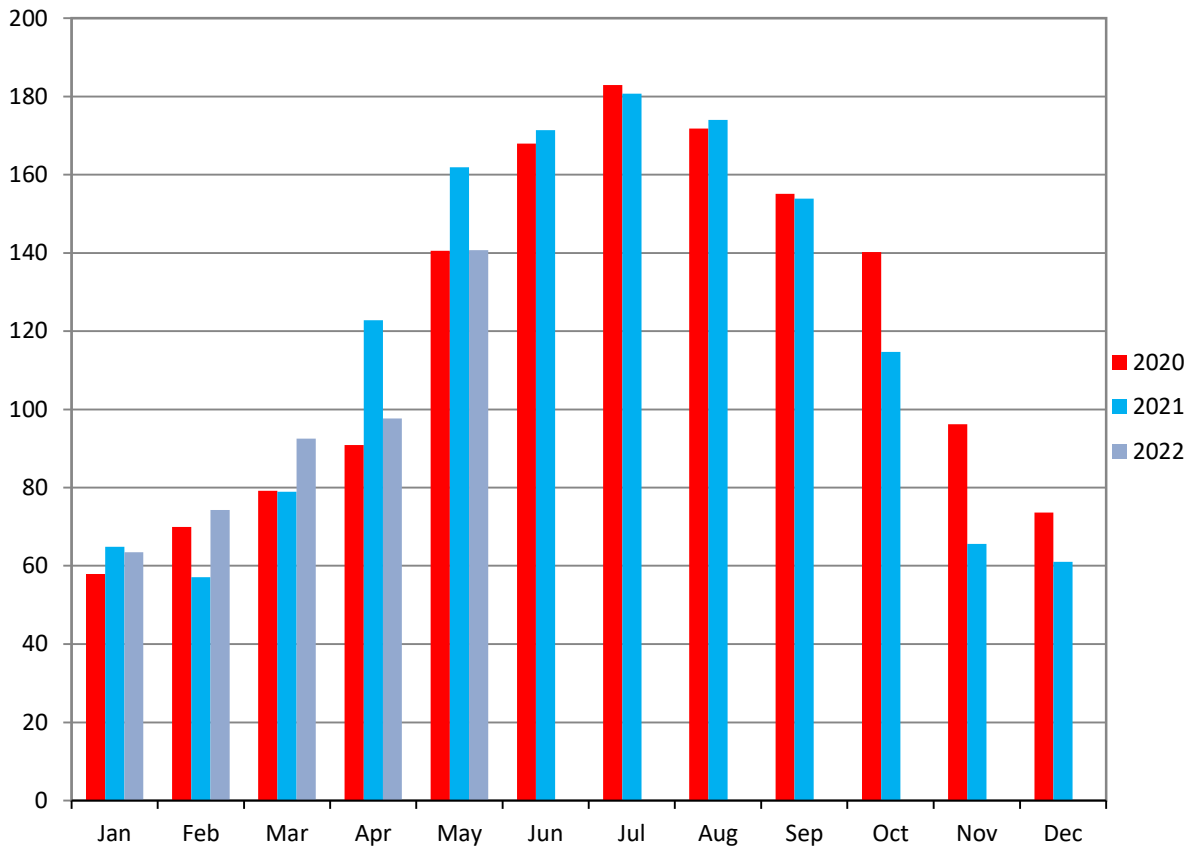
This Month Average: 67.4 F

MAY-21 High: 105 F

MAY-21 Low: 43 F

MAY-21 Average: 69.35 F

Million Gallons

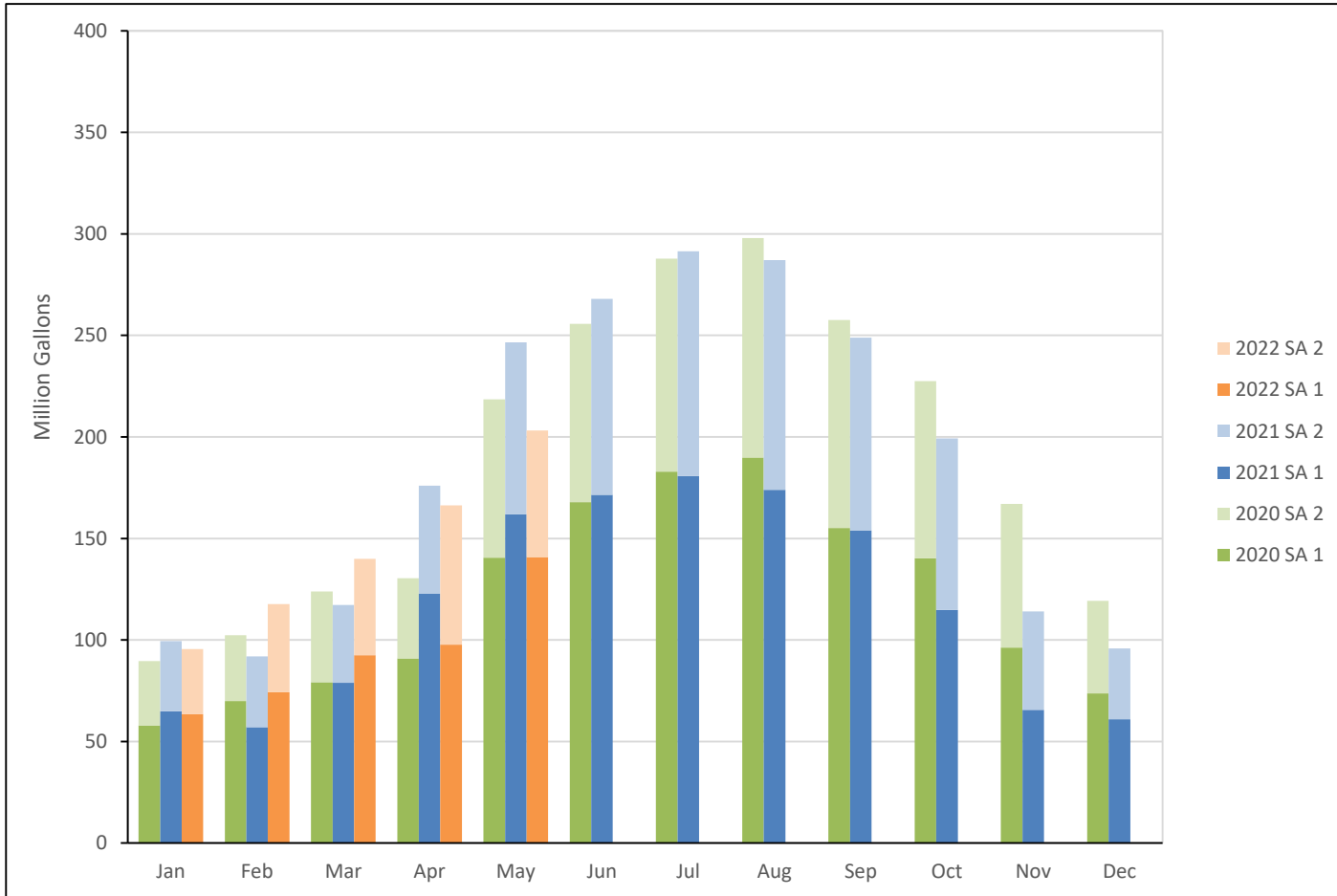




Elk Grove Water District

Total Demand/Production

May-2022



Current Month Demand/Production:

203,242,647 Gallons

Reduction From May 2020: 7.00%

GPCD: 139.5 Gallons per Day

R-GPCD: 111.8 Gallons per Day

Service Area 1

Active Connections: 7,935

Current Month Demand/Production:

140,747,995 Gallons

Reduction From May 2020: -0.12%

GPCD: 158.0 Gallons per Day

R-GPCD: 122.9 Gallons per Day

Service Area 2

Active Connections: 4,908

Current Month Demand/Production:

62,494,652 Gallons

Reduction From May 2020: 19.84%

GPCD: 110.4 Gallons per Day

R-GPCD: 92.4 Gallons per Day

Elk Grove Water District Water Usage

----- Monthly Production (gallons) -----

2020	January	February	March	April	May	June	July	August	September	October	November	December
GW (SA1)	57,904,843	69,920,851	79,195,437	90,851,253	140,575,760	167,942,394	182,964,721	189,801,764*	155,126,225	140,229,242	96,201,714	73,624,502
Purchased (SA2)	31,743,624	32,416,076	44,764,808	39,523,572	77,964,788	87,759,848	104,799,288	108,177,256	102,434,860	87,187,628	70,876,740	45,577,136
Total	89,648,467	102,336,927	123,960,245	130,374,825	218,540,548	255,702,242	287,764,009	297,979,020	257,561,085	227,416,870	167,078,454	119,201,638

2021	January	February	March	April	May	June	July	August	September	October	November	December
GW (SA1)	64,881,378	57,088,452	78,904,998	122,759,415	161,903,489	171,428,103	180,693,083	173,985,025	153,922,309	114,717,480	65,607,814	61,008,401
Purchased (SA2)	34,553,112	34,867,272	38,268,428	53,156,620	84,725,960	96,521,920	110,862,576	113,081,144	94,977,300	84,569,628	48,501,816	34,885,972
Total	99,434,490	91,955,724	117,173,426	175,916,035	246,629,449	267,950,023	291,555,659	287,066,169	248,899,609	199,287,108	114,109,630	95,894,373

2022	January	February	March	April	May	June	July	August	September	October	November	December
GW (SA1)	63,469,715	74,242,203	92,483,924	97,643,001	140,747,995							
Purchased (SA2)	32,115,380	43,369,788	47,452,372	68,588,608	62,494,652							
Total	95,585,095	117,611,991	139,936,296	166,231,609	203,242,647	0	0	0	0	0	0	0

*Notes

2020 August production number for SA1 includes water delivered through open interties with SA2.

SA1 = Service Area 1, SA2 = Service Area 2. SA1 is all groundwater (GW) production. SA2 is all purchased water from SCWA.

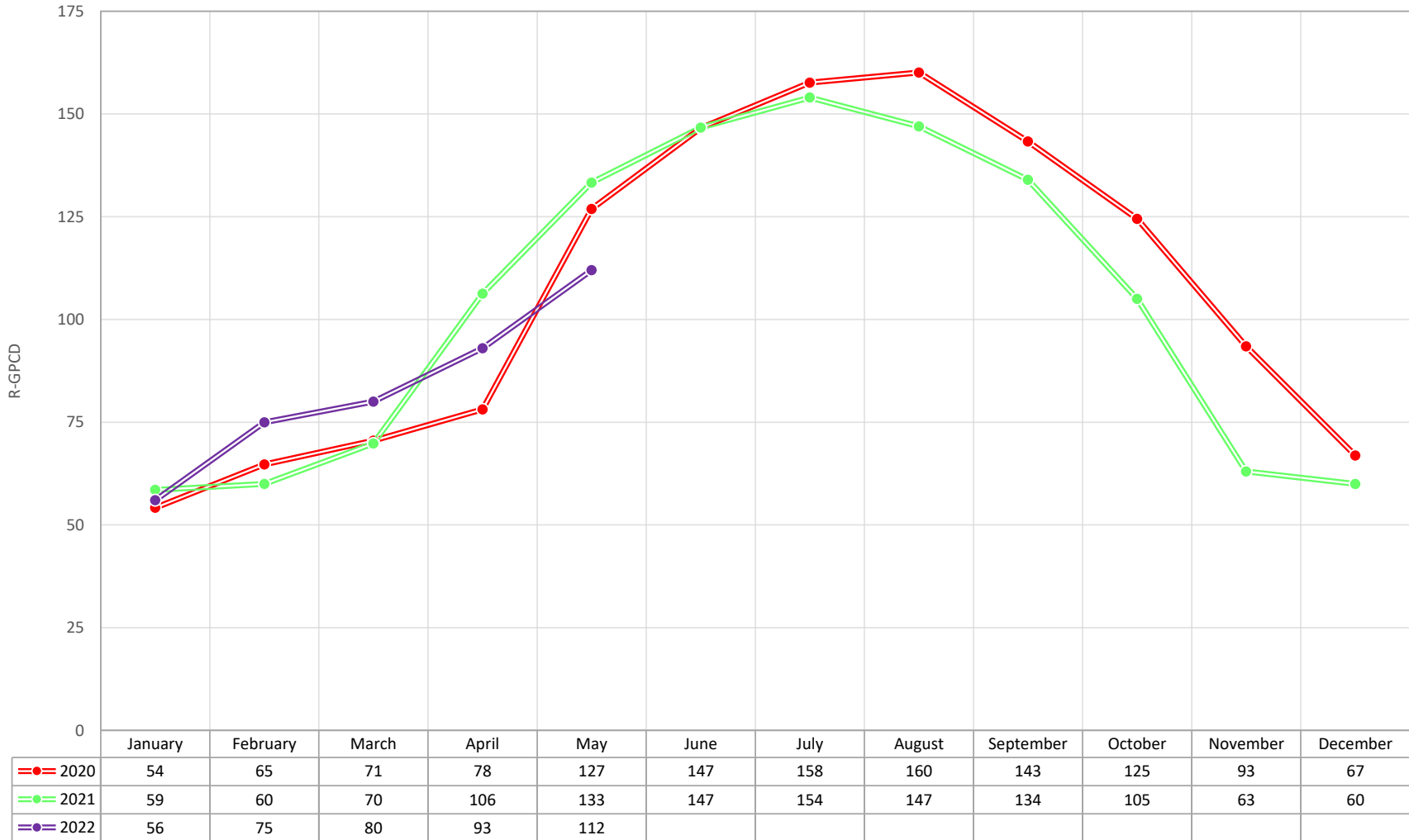
- Charlois and Springhurst Intertie 18,000,000 Gallons
- Charlois Intertie (Aug 2020) 8,706,529 Gallons (Determined from Bruce Kamilos calculations)
- Springhurst Intertie (Aug 2020) 14,511,000 Gallons (Number provided from meter read by SCWA)

Service Area 2		Consumption	
2022	# Accts	CCF	Gallons
Jan	4,902	42,935	32,115,380
Feb	4,906	57,981	43,369,788
Mar	4,908	63,439	47,452,372
Apr	4,908	91,696	68,588,608
May	4,908	83,549	62,494,652
Jun			
Jul			
Aug			
Sep			
Oct			
Nov			
Dec			




EGWD COMBINED R-GPCD

—●— 2020 —●— 2021 —●— 2022



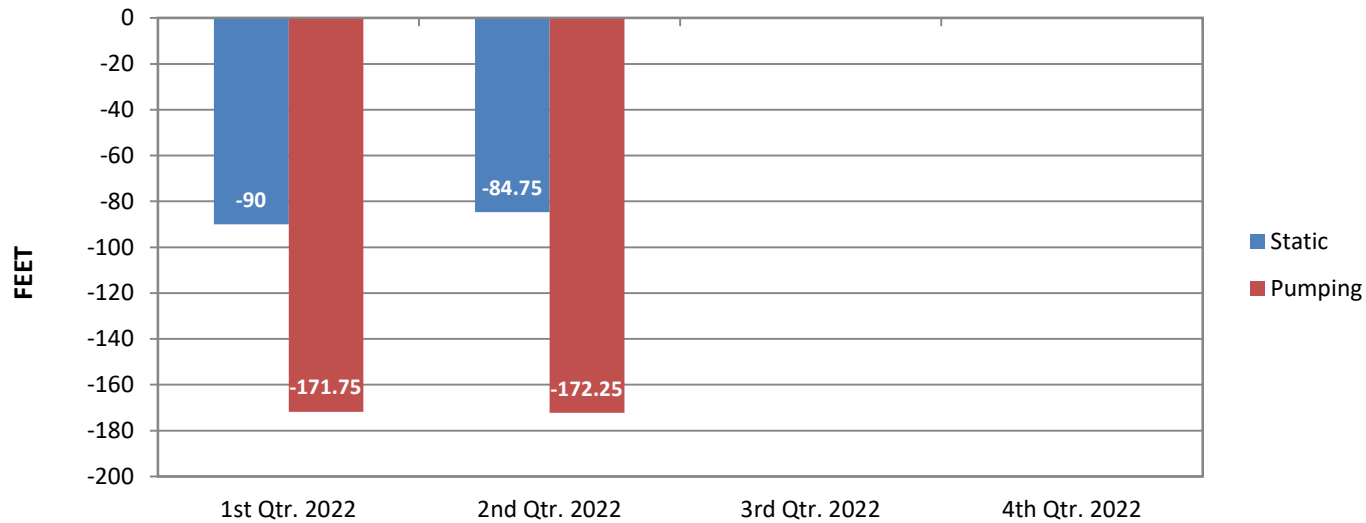
R-GPCD = Residential Gallons per Capita per Day



Elk Grove Water District

Static and Pumping Levels

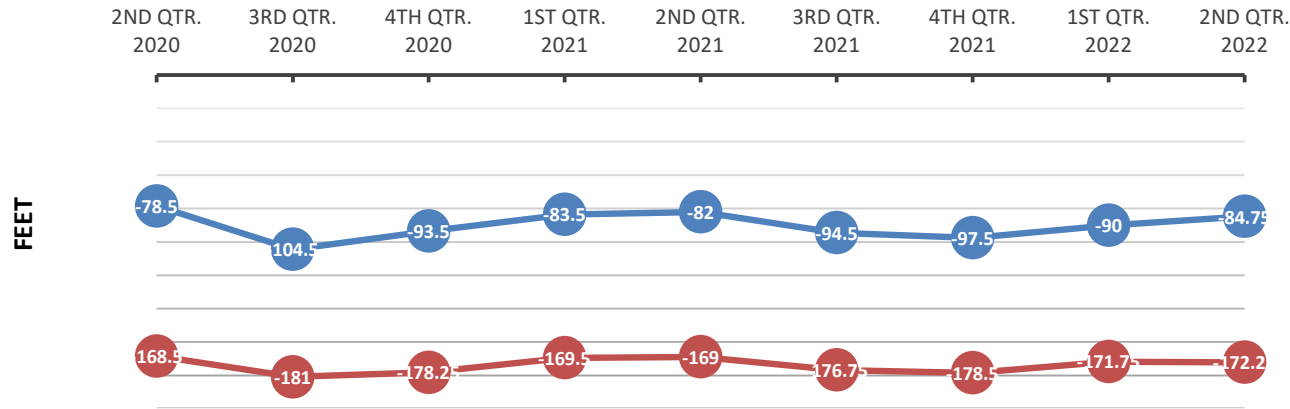
Well 1D School St



Latest Well Sounding


Static:	84.75 Ft
Pumping:	172.25 Ft
Drawdown:	87.5 Ft
GPM:	1,787
Specific Capacity:	20.426

Sounding Quarter/Year



Latest Sand Tester Results:

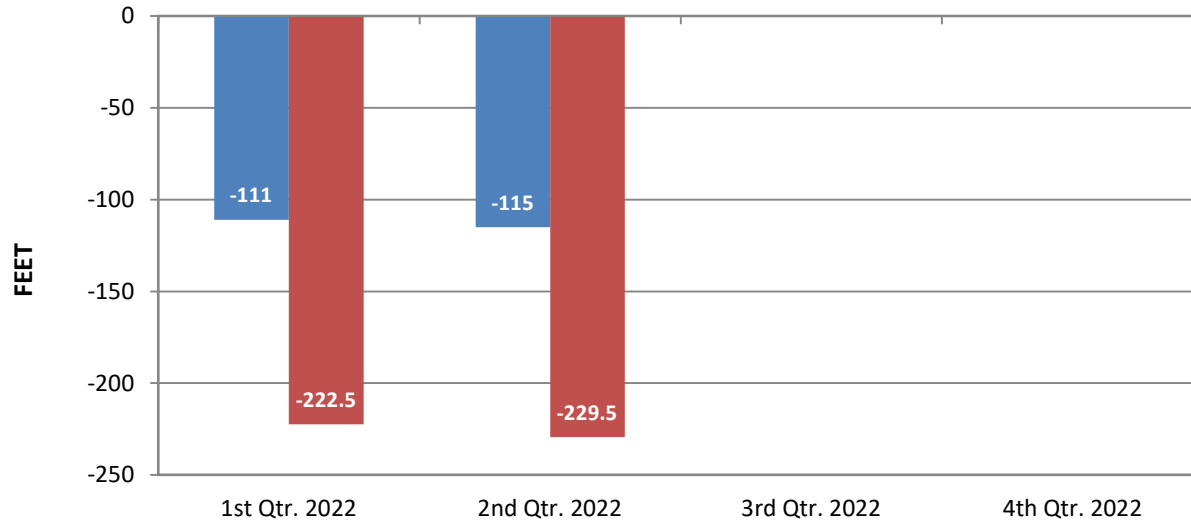
15 Min: < 5 ppm



Elk Grove Water District

Static and Pumping Levels

Well 4D Webb St

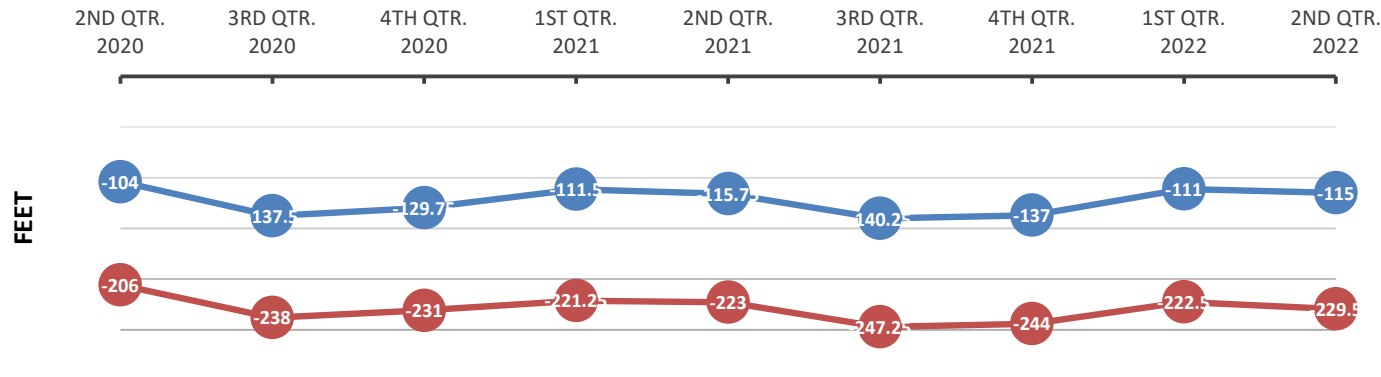


Latest Well Sounding

Static:	115 Ft
Pumping:	229.5 Ft
Drawdown:	114.5 Ft
GPM:	1,708
Specific Capacity:	14.916


■ Static
■ Pumping

Sounding Quarter/Year



Latest Sand Tester Results:

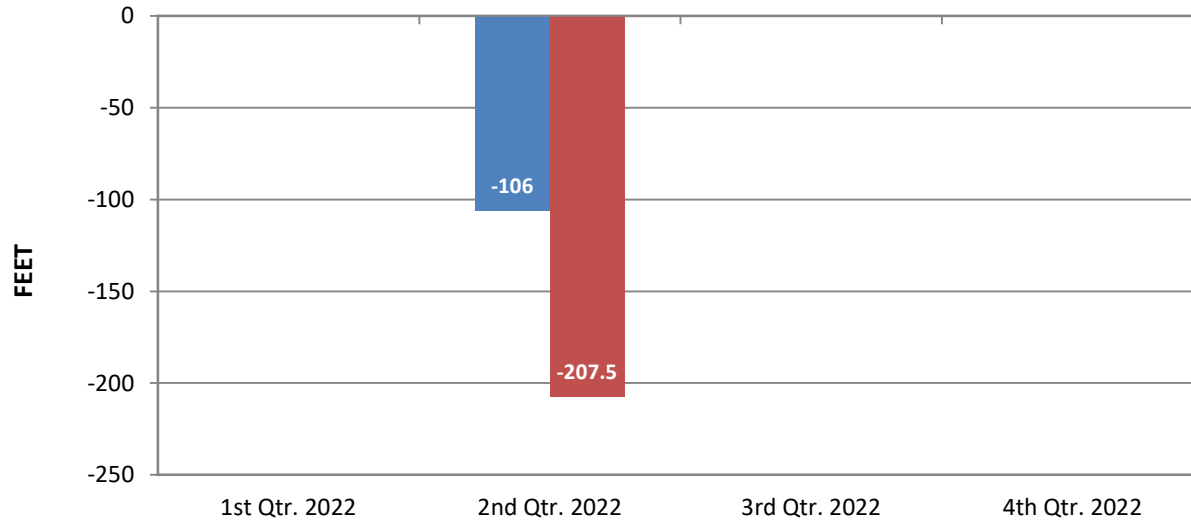
15 Min: < 5 ppm



Elk Grove Water District

Static and Pumping Levels

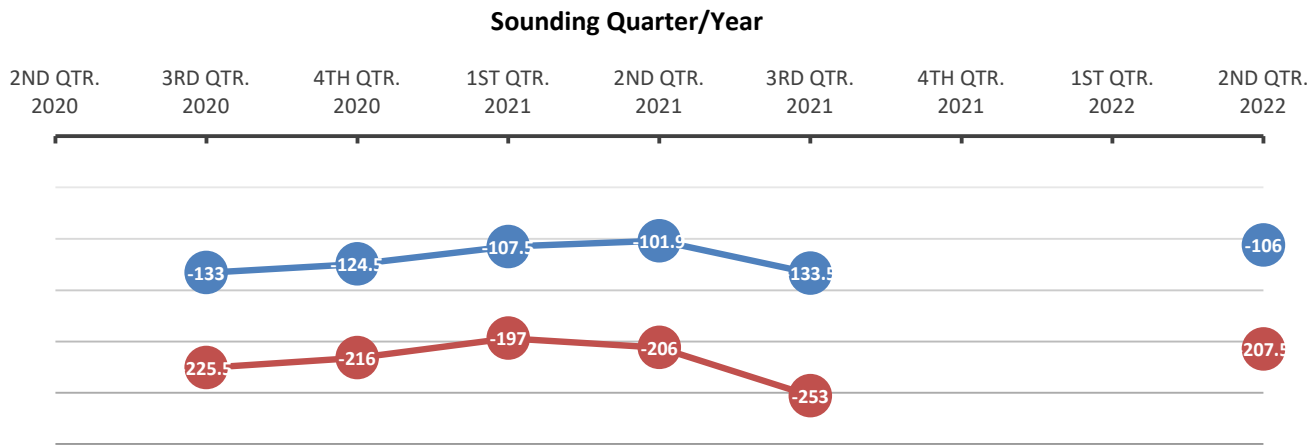
Well 11D Dino



Latest Well Sounding


Static:	106 Ft
Pumping:	207.5 Ft
Drawdown:	101.5 Ft
GPM:	1,717
Specific Capacity:	16.912

■ Static
■ Pumping



Latest Sand Tester Results:

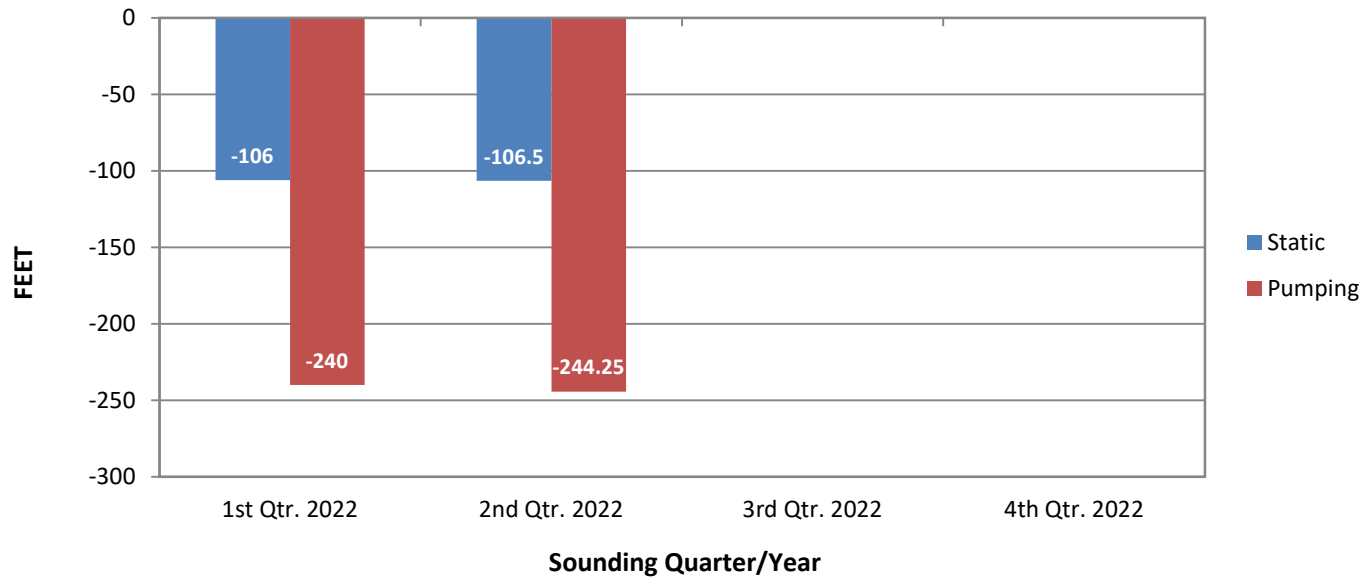
15 Min: < 5 ppm



Elk Grove Water District

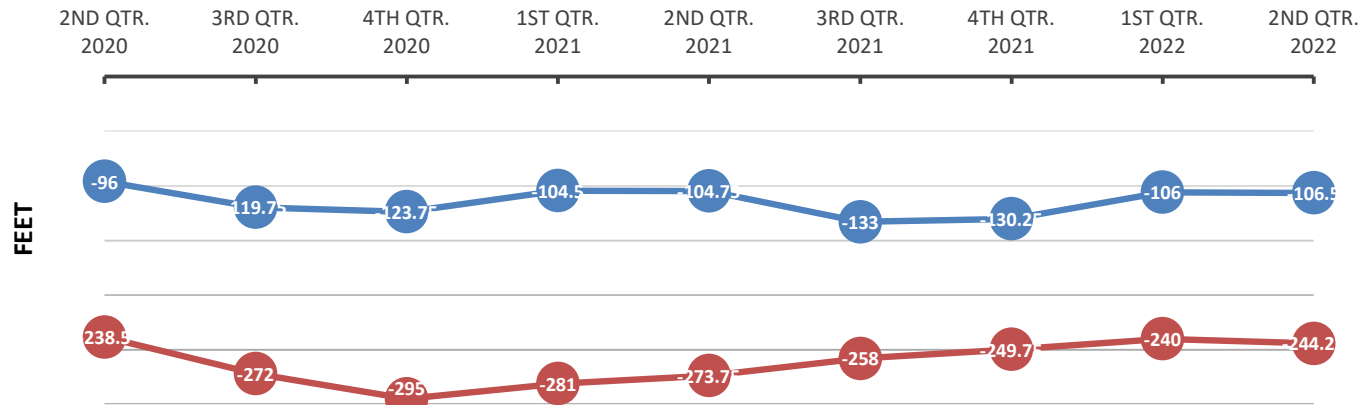
Static and Pumping Levels

Well 14D Railroad




Latest Well Sounding

Static:	106.5 Ft
Pumping:	244.25 Ft
Drawdown:	137.75 Ft
GPM:	1,553
Specific Capacity:	11.277



Latest Sand Tester Results:

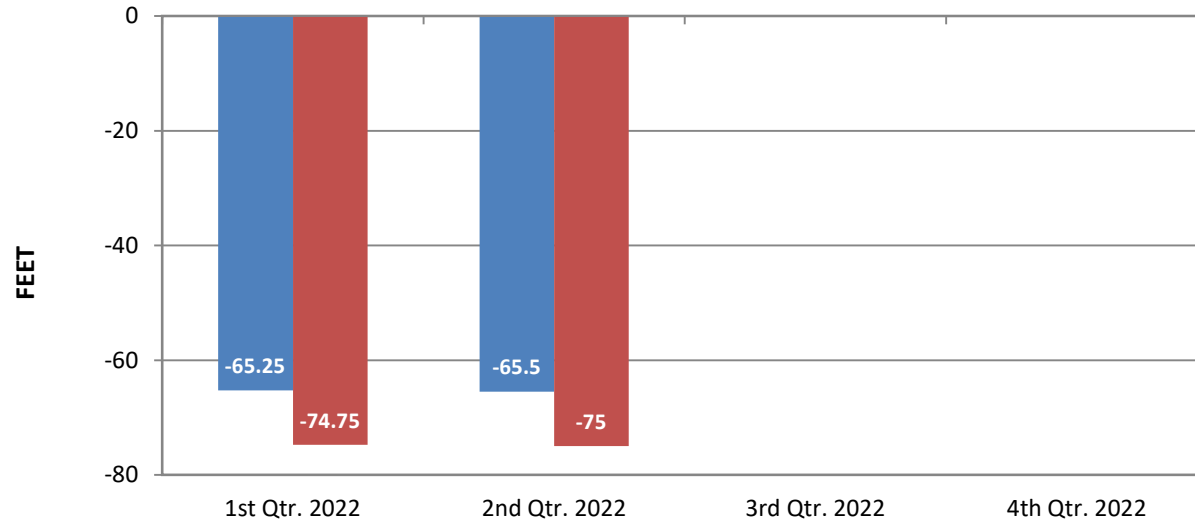
15 Min: < 5 ppm



Elk Grove Water District

Static and Pumping Levels

Well 8 Williamson

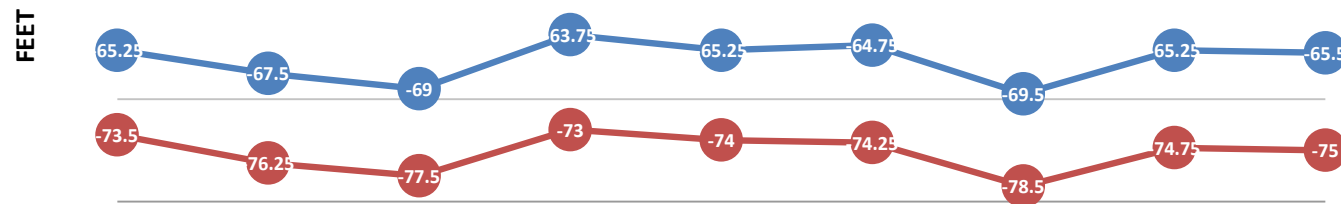


Latest Well Sounding

Static:	65.5 Ft
Pumping:	75 Ft
Drawdown:	9.5 Ft
GPM:	547
Specific Capacity:	57.534


Sounding Quarter/Year

2ND QTR. 2020 3RD QTR. 2020 4TH QTR. 2020 1ST QTR. 2021 2ND QTR. 2021 3RD QTR. 2021 4TH QTR. 2021 1ST QTR. 2022 2ND QTR. 2022



Latest Sand Tester Results:

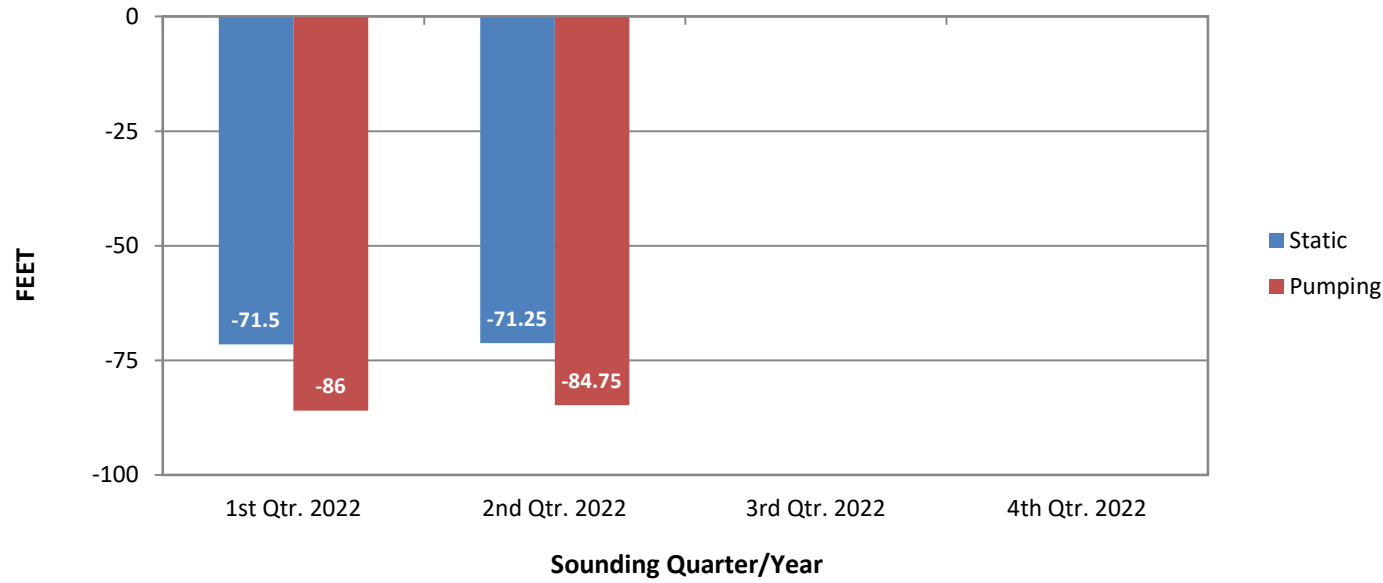
15 Min: < 5 ppm



Elk Grove Water District

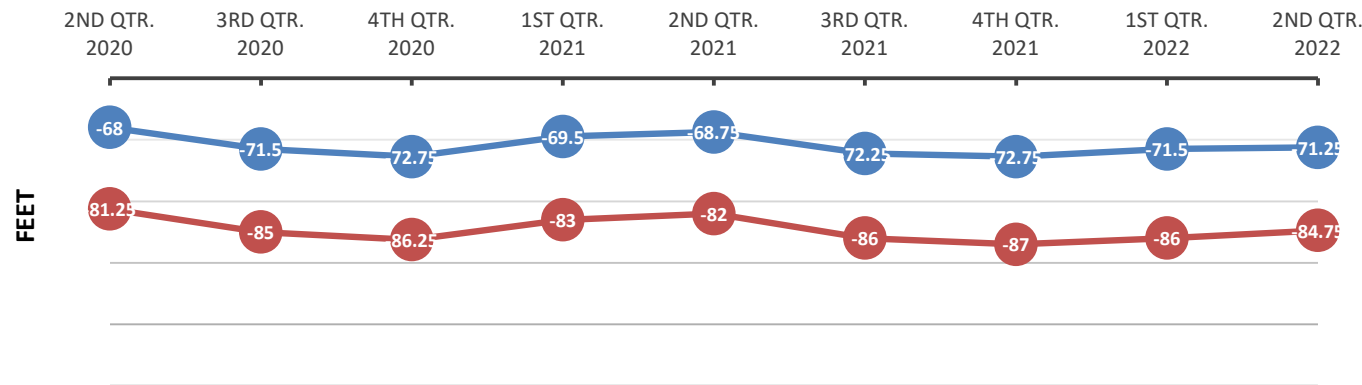
Static and Pumping Levels

Well 9 Polhemus




Latest Well Sounding

Static:	71.25 Ft
Pumping:	84.75 Ft
Drawdown:	13.5 Ft
GPM:	498
Specific Capacity:	36.883



Latest Sand Tester Results:

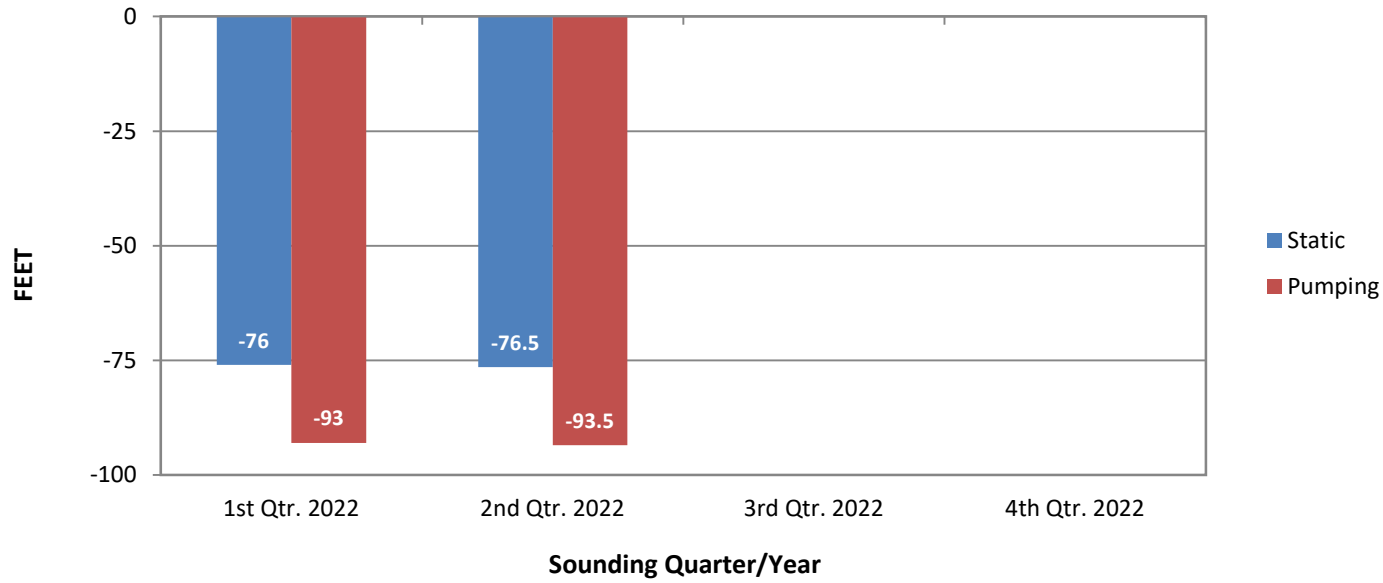
15 Min: < 5 ppm



Elk Grove Water District

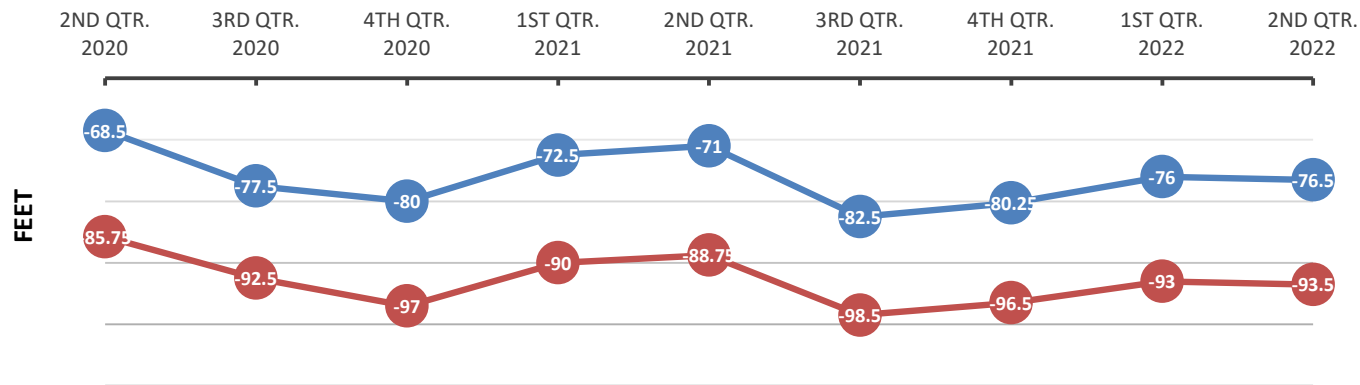
Static and Pumping Levels

Well 13 Hampton



Latest Well Sounding

Static:	76.5 Ft
Pumping:	93.5 Ft
Drawdown:	17 Ft
GPM:	985
Specific Capacity:	57.955

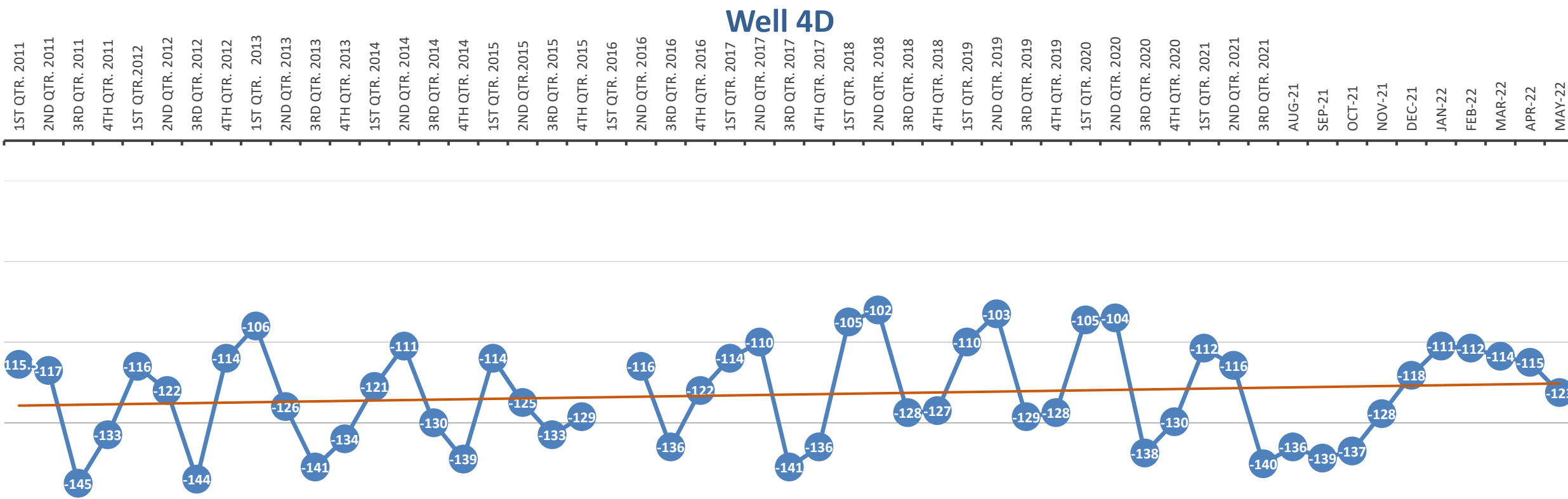
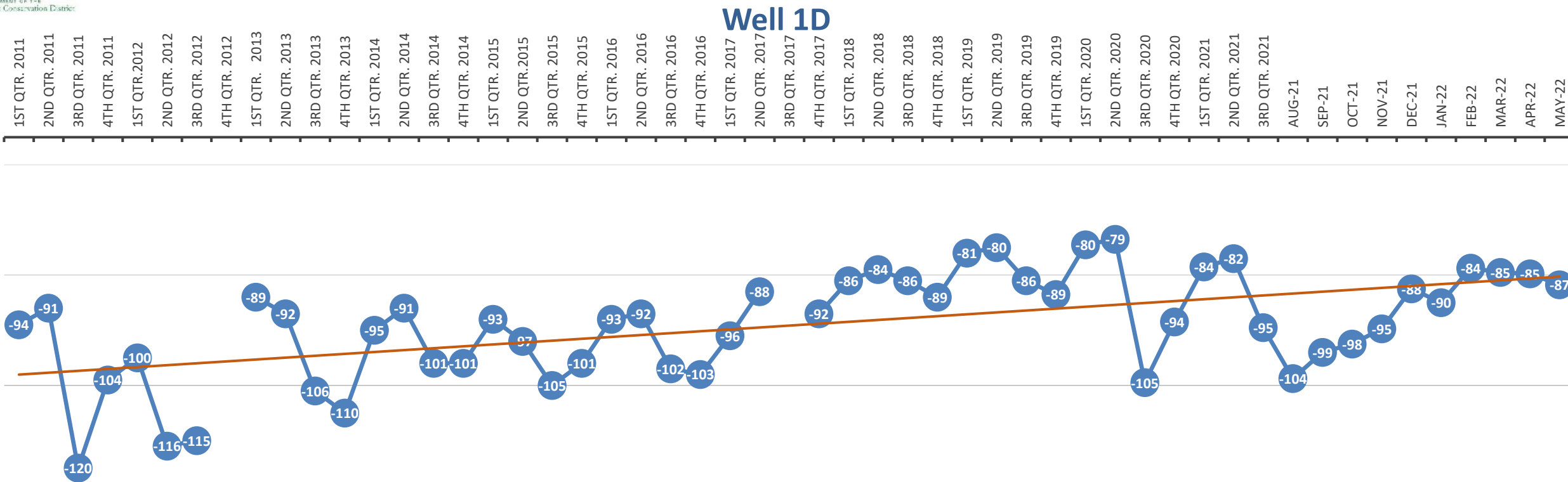


Latest Sand Tester Results:

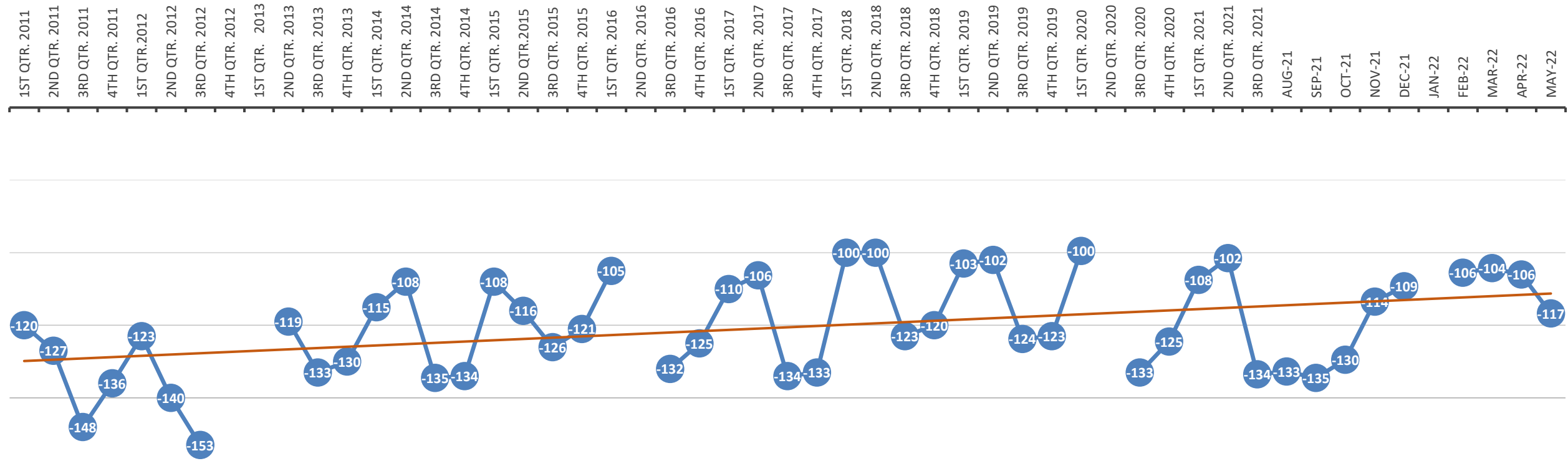
15 Min: < 5 ppm



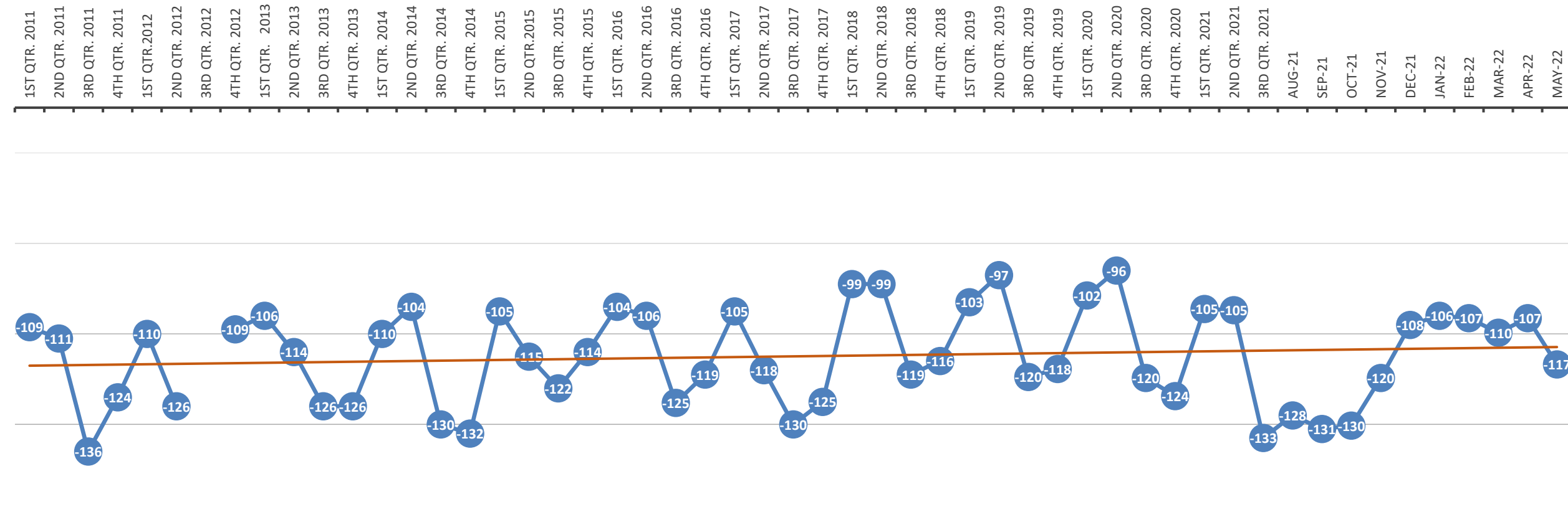
Historic Static Well Levels



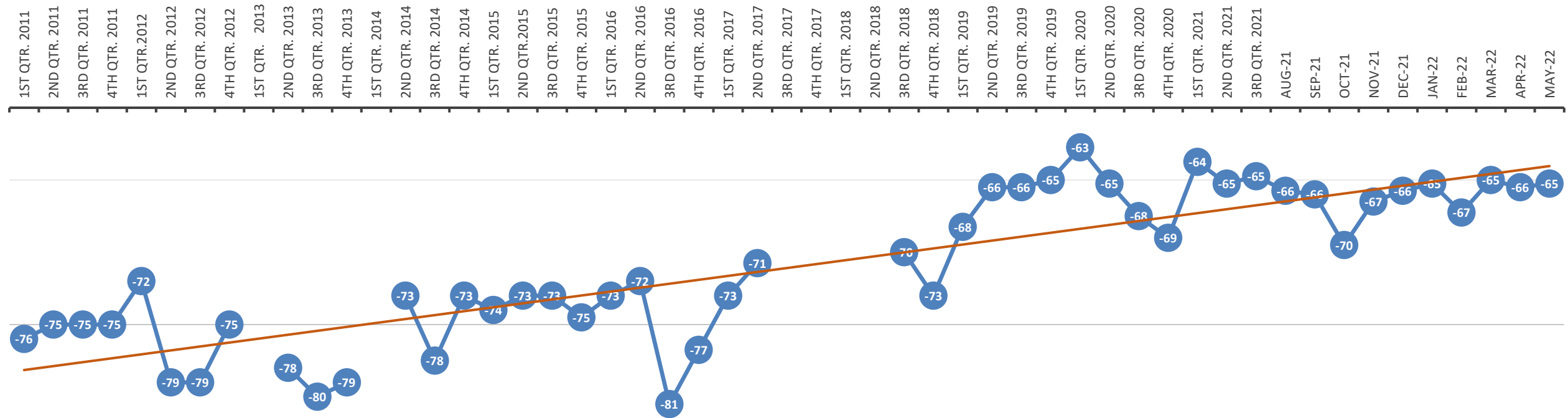
Well 11D



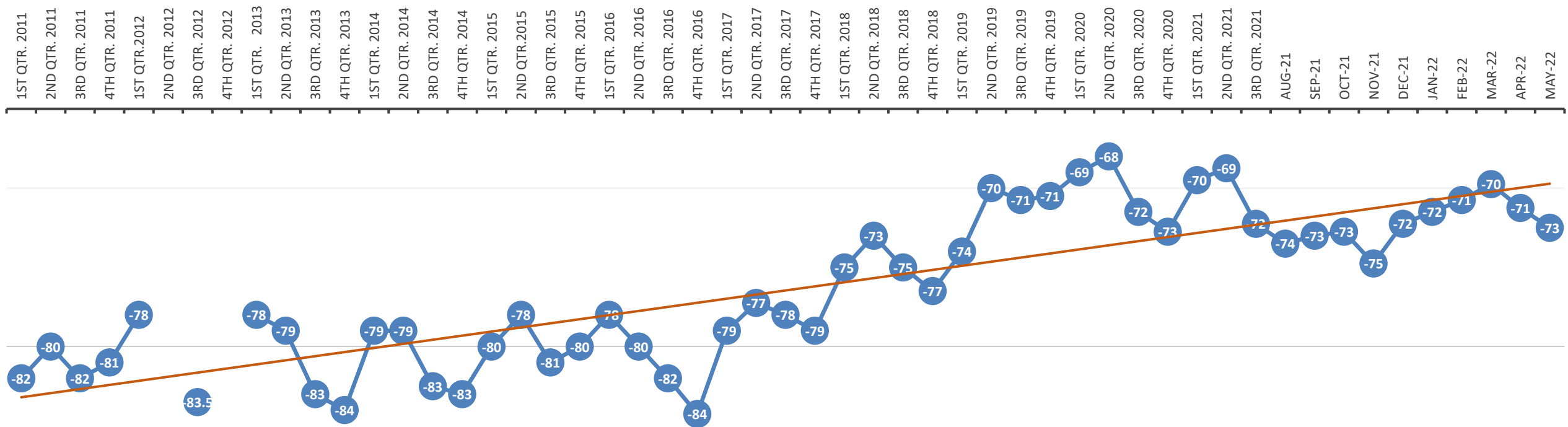
Well 14D



Well 8



Well 9



Monthly Sample Report - May 2022
Water System: Elk Grove Water System

Sampling Point: 01 - 8693 W. Camden

Sample Date	Sample Class	Sample Name	Collection Occurrence
5/3/2022	Distribution System	Bacteriological	Week
5/10/2022	Distribution System	Bacteriological	Week
5/17/2022	Distribution System	Bacteriological	Week
5/24/2022	Distribution System	Bacteriological	Week
5/31/2022	Distribution System	Bacteriological	Week

Sampling Point: School Well 01D - Raw Water

Sample Date	Sample Class	Sample Name	Collection Occurrence
			Quarterly

Sampling Point: 02 - 9425 Emerald Vista

Sample Date	Sample Class	Sample Name	Collection Occurrence
5/3/2022	Distribution System	Bacteriological	Week
5/10/2022	Distribution System	Bacteriological	Week
5/17/2022	Distribution System	Bacteriological	Week
5/24/2022	Distribution System	Bacteriological	Week
5/31/2022	Distribution System	Bacteriological	Week

Sampling Point: 03 - 8809 Valley Oak

Sample Date	Sample Class	Sample Name	Collection Occurrence
5/3/2022	Distribution System	Bacteriological	Week
5/10/2022	Distribution System	Bacteriological	Week
5/17/2022	Distribution System	Bacteriological	Week
5/24/2022	Distribution System	Bacteriological	Week
5/31/2022	Distribution System	Bacteriological	Week

Sampling Point: Webb Well 04D - Raw Water

Sample Date	Sample Class	Sample Name	Collection Occurrence
--------------------	---------------------	--------------------	------------------------------

Sampling Point: 04 - 10122 Glacier Point

Sample Date	Sample Class	Sample Name	Collection Occurrence
5/3/2022	Distribution System	Bacteriological	Week
5/10/2022	Distribution System	Bacteriological	Week
5/17/2022	Distribution System	Bacteriological	Week
5/24/2022	Distribution System	Bacteriological	Week
5/31/2022	Distribution System	Bacteriological	Week

Sampling Point: 05 - 9230 Amsden Ct.

Sample Date	Sample Class	Sample Name	Collection Occurrence
5/3/2022	Distribution System	Bacteriological	Week
5/10/2022	Distribution System	Bacteriological	Week
5/17/2022	Distribution System	Bacteriological	Week
5/24/2022	Distribution System	Bacteriological	Week
5/31/2022	Distribution System	Bacteriological	Week

Sampling Point: 06 - 9227 Rancho Dr.

Sample Date	Sample Class	Sample Name	Collection Occurrence
5/3/2022	Distribution System	Bacteriological	Week
5/10/2022	Distribution System	Bacteriological	Week
5/17/2022	Distribution System	Bacteriological	Week
5/24/2022	Distribution System	Bacteriological	Week
5/31/2022	Distribution System	Bacteriological	Week

Sampling Point: 07 - Al Gates Park Mainline Dr.

Sample Date	Sample Class	Sample Name	Collection Occurrence
5/3/2022	Distribution System	Bacteriological	Week
5/10/2022	Distribution System	Bacteriological	Week
5/17/2022	Distribution System	Bacteriological	Week
5/24/2022	Distribution System	Bacteriological	Week
5/31/2022	Distribution System	Bacteriological	Week

Sampling Point: - Williamson Well 8 Raw Water

Sample Date	Sample Class	Sample Name	Collection Occurrence
--------------------	---------------------	--------------------	------------------------------

Sampling Point: 08 - 9436 Hollow Springs Wy.

Sample Date	Sample Class	Sample Name	Collection Occurrence
5/3/2022	Distribution System	Bacteriological	Week
5/10/2022	Distribution System	Bacteriological	Week
5/17/2022	Distribution System	Bacteriological	Week
5/24/2022	Distribution System	Bacteriological	Week
5/31/2022	Distribution System	Bacteriological	Week
5/3/2022	Distribution System	Fluoride	Week

Sampling Point: Polhemus Well 9 Raw Water

Sample Date	Sample Class	Sample Name	Collection Occurrence
--------------------	---------------------	--------------------	------------------------------

Sampling Point: 09 - 8417 Blackman Wy.

Sample Date	Sample Class	Sample Name	Collection Occurrence
5/3/2022	Distribution System	Bacteriological	Week
5/10/2022	Distribution System	Bacteriological	Week
5/17/2022	Distribution System	Bacteriological	Week
5/24/2022	Distribution System	Bacteriological	Week
5/31/2022	Distribution System	Bacteriological	Week

Sampling Point: 10 - 9373 Oreo Ranch Cir.

Sample Date	Sample Class	Sample Name	Collection Occurrence
5/3/2022	Distribution System	Bacteriological	Week
5/10/2022	Distribution System	Bacteriological	Week
5/17/2022	Distribution System	Bacteriological	Week
5/24/2022	Distribution System	Bacteriological	Week
5/31/2022	Distribution System	Bacteriological	Week

Sampling Point: 11 - 9907 Kapalua Ln.

Sample Date	Sample Class	Sample Name	Collection Occurrence
5/3/2022	Distribution System	Bacteriological	Week
5/10/2022	Distribution System	Bacteriological	Week
5/17/2022	Distribution System	Bacteriological	Week
5/24/2022	Distribution System	Bacteriological	Week
5/31/2022	Distribution System	Bacteriological	Week

Sampling Point: 12-9205 Meadow Grove Dr.

Sample Date	Sample Class	Sample Name	Collection Occurrence
5/3/2022	Distribution System	Bacteriological	Week
5/10/2022	Distribution System	Bacteriological	Week
5/17/2022	Distribution System	Bacteriological	Week
5/24/2022	Distribution System	Bacteriological	Week
5/31/2022	Distribution System	Bacteriological	Week

Sampling Point: Dino Well 11D - Raw Water

Sample Date	Sample Class	Sample Name	Collection Occurrence
--------------------	---------------------	--------------------	------------------------------

Sampling Point: Hampton Well 13 - Raw Water

Sample Date	Sample Class	Sample Name	Collection Occurrence
5/2/2022	Source Water	Fe, Mn, As, Total	Weekly
5/9/2022	Source Water	Fe, Mn, As, Total	Weekly
5/16/2022	Source Water	Fe, Mn, As, Total	Weekly
5/23/2022	Source Water	Fe, Mn, As, Total	Weekly
5/31/2022	Source Water	Fe, Mn, As, Total	Weekly

Sampling Point: Hampton WTP Effluent

Sample Date	Sample Class	Sample Name	Collection Occurrence
5/2/2022	Treated Effluent	Fe, Mn, As, Total	Weekly
5/9/2022	Treated Effluent	Fe, Mn, As, Total	Weekly
5/16/2022	Treated Effluent	Fe, Mn, As, Total	Weekly
5/23/2022	Treated Effluent	Fe, Mn, As, Total	Weekly
5/31/2022	Treated Effluent	Fe, Mn, As, Total	Weekly

Sampling Point: Hampton WTP Backwash Tank			
Sample Date	Sample Class	Sample Name	Collection Occurrence

Sampling Point: Railroad Well 14D - Raw Water			
Sample Date	Sample Class	Sample Name	Collection Occurrence

Sampling Point: Railroad WTP Effluent			
Sample Date	Sample Class	Sample Name	Collection Occurrence
5/3/2022	Treated Plant Effluent	WTP Eff - Fe,Mn,As,Al Total	Month

Sampling Point: Railroad WTP Backwash Tank			
Sample Date	Sample Class	Sample Name	Collection Occurrence

Sampling Point: Special Distribution/Construction Samples			
Sample Date	Sample Class	Sample Name	Collection Description
5/3/2022	Distribution System	Bacteriological	8967 Truman St. Mainline Replacement
5/3/2022	Distribution System	Bacteriological	8929 Truman St. Mainline Replacement

31

Colors	Monthly Total	Yearly Total
Black = Scheduled	72	366
Green = Unscheduled	2	26
Red = Incomplete Sample	0	



June 7, 2022

Sacramento Regional County
Sanitation District
Environmental Specialist
10060 Goethe Rd.
Sacramento, CA. 95827

WASTEWATER DISCHARGE COMPLIANCE REPORT FORM

Enclosed is the Wastewater Discharge Compliance Report Form from Elk Grove Water District for May 2022.

If you have any further questions, you may contact me at 916-585-9386

A handwritten signature in blue ink, appearing to read "Steve Shaw", is written above the printed name.

STEVE SHAW
WATER TREATMENT SUPERVISOR

COMPLIANCE REPORT FORM

Attn: Michelle Pate	E-mail: patem@sacsewer.com	Wastewater Source Control Section
Phone (916) 875-9091		Fax (916) 875-6374
From: Steve Shaw		
Company: Elk Grove Water District		Permit # WTP010

The following reports and information are attached (check all that apply):

Month:	May	Year:	2022
---------------	------------	--------------	-------------

Water use/flow meter report
 Hampton WTP- 656,802 Gallons
 Railroad WTP - 0 Gallons
 Analyzer Water -35,712 Gallons

	Date	Time	pH
Monitoring results/analytical report	Hampton WTP		
	Railroad WTP		

Discharge Rate

Check the statement below that applies to this report:
 Based on a review of this facility's flow data, discharge rate limit was exceeded.
 I certify that this facility is in compliance with the discharge rate limit.

Attached is a description of anticipated changes that may significantly alter the nature, quality, or volume of the wastewater discharged.

Flow monitoring equipment certification (Flow or pH meter, etc.)

Other (describe): Slug and sampling Control Plan

Domestic Calculation

Domestic Usage	Number of Employees	Business Days per Month	Allowance (gallons per day)	Gallons
Production	11	19	15	3,135
Office	4	19	10	760
Drivers/Field	3	19	3	171
Total				4,066

Certification Statement

"I certify under penalty of law that this document and all attachments were prepared under my direction or supervision in accordance with a system designed to assure that qualified personnel properly gather and evaluate the information submitted. Based on my inquiry of the person or persons who manage the system, or those persons directly responsible for gathering the information, the information submitted is, to the best of my knowledge and belief, true, accurate and complete. I am aware that there are significant penalties for submitting false information including the possibility of fine and imprisonment for knowing violations".

SIGNATURE of Authorized Representative:



PRINTED NAME, TITLE:

Steve Shaw Water Treatment Supervisor
 (Name) (Title)

DATE:

6-7-2022



June 2, 2022

State Water Resources Control Board
Division of Drinking Water
1001 I Street
13th Floor
Sacramento, CA. 95814

MONTHLY SUMMARY OF DISTRIBUTION SYSTEM COLIFORM MONITORING

Enclosed is the Monthly Summary of the Distribution System Coliform Monitoring report from Elk Grove Water District for May 2022.

If you have any further questions, you may contact me at 916-585-9386.

A handwritten signature in blue ink, appearing to read "Steve Shaw", is written above the printed name.

STEVE SHAW
WATER TREATMENT SUPERVISOR

MONTHLY SUMMARY OF REVISED TOTAL COLIFORM RULE DISTRIBUTION SYSTEM MONITORING (including triggered source monitoring for systems subject to the Groundwater Rule)

System Name <p style="text-align: center; font-size: 1.2em;">Elk Grove Water District</p>	System Number <p style="text-align: center; font-size: 1.2em;">3410008</p>
Sampling Period	
Month <p style="text-align: center; font-size: 1.2em; color: blue;">May</p>	Year <p style="text-align: center; font-size: 1.2em;">2022</p>

	Number Required	Number Collected	Number Total Coliform Positives	Number E.coli Positives
1. Routine Samples (see note 1)	60	60	0	0
2. Repeat Samples following samples that are Total Coliform Positive and <i>E.coli</i> Negative (see notes 10 and 11)		0	0	0
3. Repeat Samples following Routine Samples that are Total Coliform Positive and <i>E. coli</i> Positive (see notes 10 and 11)		0	0	0
4. Treatment Technique (TT)/MCL Violation Computation for Total Coliform/ <i>E. coli</i> Positive Samples				
a. Totals (sum of columns)	60	60	0	0
b. If 40 or more samples collected in month, determine percent of samples that are total coliform positive [(total number positive/total number collected) x 100] =	0	%		
c. Did the system trigger... a Level 2 Assessment TT? (see notes 2, 3, 4, 5 and 6 for trigger info) <i>If a Level 2 Assessment is triggered, see note 8 below.</i>			<input type="checkbox"/> Yes	<input checked="" type="checkbox"/> No
a Level 1 Assessment TT? (see note 7 for trigger info) <i>If a Level 1 Assessment is triggered, see note 9 below.</i>			<input type="checkbox"/> Yes	<input checked="" type="checkbox"/> No
5. Triggered Source Samples per Groundwater Rule (see notes 12 and 13)		0	0	0
6. Invalidated Samples (Note what samples, if any, were invalidated; who authorized the invalidation; and when replacement samples were collected. Attach additional sheets, if necessary.)				
7. Summary Completed By: Steve Shaw				
Signature 	Title <p style="text-align: center; font-size: 1.2em;">Water Treatment Supervisor</p>	Date <p style="text-align: right; font-size: 1.2em; color: blue;">6/2/2022</p>		

NOTES AND INSTRUCTIONS:

1. Routine samples include:
 - a. Samples required pursuant to 22 CCR Section 64423 and any additional samples required by an approved routine sample siting plan established pursuant to 22 CCR Section 64422.
 - b. Extra samples are required for systems collecting less than five routine samples per month that had one or more total coliform positives in previous month;
 - c. Extra samples for systems with high source water turbidities that are using surface water or groundwater under direct influence of surface water and do not practice filtration in compliance with regulations;
2. Note: For a repeat sample following a total coliform positive sample, any *E. coli* positive repeat (boxed entry) **constitutes an MCL violation and requires immediate notification to the Division** (22, CCR, Section 64426.1).
3. Note: For repeat sample following a *E. coli* positive sample, any total coliform positive repeat (boxed entry) **constitutes an MCL violation and requires immediate notification to the Division** (22, CCR, Section 64426.1).
4. Note: Failure to take all required repeat samples following an *E. coli* positive routine sample (22, CCR, Section 64426.1) **constitutes an MCL violation and requires immediate notification to the Division** (22, CCR, Section 64426.1).
5. Note: Failure to test for *E. coli* when any repeat sample tests positive for total coliform (22, CCR, Section 64426.1) **constitutes an MCL violation and requires immediate notification to the Division** (22, CCR, Section 64426.1).
6. Note: Second Level 1 treatment technique trigger in a rolling 12-month period.
7. Total coliform Treatment Technique (TT) Violation (**Notify Department within 24 hours of TT violation**):
 - a. For systems collecting less than 40 samples, if two or more samples are total coliform positive, then the TT is violated and a Level 1 Assessment is required
 - b. For systems collecting 40 or more samples, if more than 5.0 percent of samples collected are total coliform positive, then the TT is violated and a Level 1 Assessment is required.
8. Contact the Division as soon as practical to arrange for the division to conduct a Level 2 Assessment of the water system. The water system shall complete a Level 2 Assessment and submit it to the Division within 30 days of learning of the trigger exceedance.
9. Conduct a Level 1 Assessment in accordance with as soon as practical that covers the minimum elements (22, CCR, Section 64426.8 (a), (2)). Submit the report to the Division within 30 days of learning of the trigger exceedance.
10. Positive results and their associated repeat samples are to be tracked on the Coliform Monitoring Worksheet.
11. Repeat samples must be collected within 24 hours of being notified of the positive results. For systems collecting more than one routine sample per month, three repeat samples must be collected for each total coliform positive sample. For systems collecting one or fewer routine samples per month, four repeat samples must be collected for each total coliform positive sample. At least three samples shall be taken the month following a total coliform positive.
12. For systems subject to the Groundwater Rule: Positive results and the associated triggered source samples are to be tracked on the Coliform Monitoring Worksheet.
13. For triggered sample(s) required as a result of a total coliform routine positive sample, an *E. coli* positive triggered sample (boxed entry) **requires immediate notification to the Division, Tier 1 public notification, and corrective action.**



June 6, 2022

State Water Resources Control Board
Division of Drinking Water
1001 I Street
13th Floor
Sacramento, CA. 95814

MONTHLY SUMMARY OF THE HAMPTON GROUNDWATER TREATMENT PLANT

Enclosed is the Monthly Summary of the Hampton GWTP report from Elk Grove Water District for May 2022.

If you have any further questions, you may contact me at 916-585-9386.

A handwritten signature in blue ink, appearing to read 'STEVE SHAW', is positioned above the typed name.

STEVE SHAW
WATER TREATMENT SUPERVISOR

Elk Grove Water District

Hampton GWTP Monthly Report

PWS Number

3410008-013

Month:

May

GWTP Name

Hampton Water Treatment Plant

Date	Hour Meter	Run Hours	Production Meter	Well Production	Backwash Meter	Backwash Waste	Weekly In-House Monitoring (mg/L) R (Raw) T (Treated) As (ug/L)							Weekly Average					
							Date	Fe, R	Fe, T	Mn, R	Mn, T	As, R	As, T						
last day	21757.6		281165541		26734433	32131957													
1	21757.6	0	281165541	0	26734433	32131957	5/2/2022	0.008	0.053	0.008	0	2	<1					Inf. pH	Eff. pH
2	21757.6	0	281165541	0	26734433	32131957	5/9/2022	0.022	0.051	0.012	0.005	<2	<1	Week 1:	6.8	to	7.5		
3	21758.4	0.8	281212583	47042	26734433	32131957	5/16/2022	0	0.069	0.01	0.009	2	<1	Cl2				0.68	
4	21758.4	0	281212583	0	26734433	32131957	5/23/2022	0.011	0.039	0.002	0	2	<1	Week 2:	6.8	to	8.2		
5	21759.1	0.7	281248818	36235	26734433	32131957	5/31/2022	0.001	0.048	0.009	0.006	3	<1	Cl2				0.57	
6	21759.1	0	281248818	0	26734433	32131957								Week 3:	6.9	to	7.3		
7	21759.1	0	281248818	0	26734433	32131957	Total Gallons Sodium Hypochlorite: 296.54 Gal						Cl2			0.76			
8	21759.1	0	281248818	0	26734433	32131957	Pounds per day 11.96 lbs/Day						Week 4: 7.0 to 7.1						
9	21759.1	0	281248818	0	26734433	32131957	Dosage (Milligrams Per Liter @ 12.5% Cl) 1.8 mg/L						Cl2			0.82			
10	21762.2	3.1	281419174	170356	26745414	32144751								Week 5:	7.0	to	7.1		
11	21762.2	0	281419174	0	26745414	32144751	Total Gallons Ferric Chloride: 129.75 Gal						Cl2			0.93			
12	21762.2	0	281419174	0	26745414	32144751	Dosage (Milligrams Per Liter @ 38% FeCl) .65mg/L												
13	21762.2	0	281419174	0	26745414	32144751													
14	21762.2	0	281419174	0	26745414	32144751	Total Gallons Sodium Hydroxide: 167.56 Gal												
15	21762.2	0	281419174	0	26745414	32144751	Dosage (Gallons Per Hour @ 30% NaOH) 0.48 Gal/Hr												
16	21762.2	0	281419174	0	26745414	32144751													
17	21786	23.8	282784174	1365000	26774891	32176701	Total Gallons Sulfuric Acid : 134.46 Gal												
18	21810.3	24.3	284168860	1384686	26807845	32218585	Dose (Gallons Per Hour @ 93% H2SO4) 0.33 Gal/Hr												
19	21834.7	24.4	285559091	1390231	26840843	32264401													
20	21852.6	17.9	286863207	1304116	26870303	32306142	Total Backwashed		494,699 Gal		Total Run Hours		362.8Hours						
21	21882.1	29.5	288259373	1396166	26903272	32355247													
22	21906.4	24.3	289627952	1368579	26936259	32402695	Total Water Pumped		20,578,316 Gal		Total Backwash Waste		656,802Gal						
23	21931.2	24.8	291037410	1409458	26969212	32452585													
24	21954.1	22.9	292335702	1298292	26998570	32498824	Reporting Limits/Units			Maximum Contaminant Levels (MCLs)									
25	21978.8	24.7	293731090	1395388	27031448	32546973	Iron = 0.100 mg/L			Iron (Fe) = 0.300 mg/L (Secondary)									
26	22002.7	23.9	295087983	1356893	27064364	32595026	Manganese = 0.010 mg/L			Manganese (Mn) = 0.050 mg/L (Secondary)									
27	22024.1	21.4	296293694	1205711	27097221	32636657	Arsenic = 1.0 µg/L			Arsenic (As) = 10 µg/L (Primary)									
28	22048.9	24.8	297697467	1403773	27130064	32675401													
29	22073	24.1	299063537	1366070	27163112	32714306													
30	22097	24	300418944	1355407	27196026	32753230	Prepared By:		Steve Shaw		Date:		6/6/2022						
31	22120.4	23.4	301743857	1324913	27229132	32788759													
Total		362.8		20,578,316	494,699	656,802													



June 2, 2022

State Water Resources Control Board
Division of Drinking Water
1001 I Street
13th Floor
Sacramento, Ca. 95814

MONTHLY FLUORIDATION MONITORING REPORT

Enclosed is the Monthly Summary of the Fluoridation Monitoring from Elk Grove Water District for May 2022.

If you have any further questions, you may contact me at 916-585-9386.

A handwritten signature in blue ink, appearing to read "STEVE SHAW". The signature is fluid and cursive, with a long horizontal stroke at the end.

STEVE SHAW
WATER TREATMENT SUPERVISOR

ELK GROVE WATER DISTRICT AREA 2

DISTRIBUTION SYSTEM

MONTHLY FLUORIDATION MONITORING REPORT

May 2022

Week	Location of Sample	Monitoring Results (mg/L)		
		Date	Time	Results
1	Hollow Springs	5/3/2022	10:24 AM	0.65
1	Kapalua	5/3/2022	10:51 AM	0.81
1	Al Gates Park	5/3/2022	11:11 AM	0.81
1	Oreo Ranch	5/3/2022	11:27 AM	0.95
1	Blackman	5/3/2022	12:45 PM	0.61
2	Hollow Springs	5/10/2022	9:05 AM	0.81
2	Kapalua	5/10/2022	9:36 AM	0.75
2	Al Gates Park	5/10/2022	10:07 AM	0.68
2	Oreo Ranch	5/10/2022	10:32 AM	0.69
2	Blackman	5/10/2022	11:58 AM	0.97
3	Hollow Springs	5/17/2022	8:59 AM	0.59
3	Kapalua	5/17/2022	9:23 AM	0.62
3	Al Gates Park	5/17/2022	9:44 AM	0.6
3	Oreo Ranch	5/17/2022	10:11 AM	0.75
3	Blackman	5/17/2022	11:35 AM	0.78
4	Hollow Springs	5/24/2022	9:31 AM	0.65
4	Kapalua	5/24/2022	10:05 AM	0.7
4	Al Gates Park	5/24/2022	10:30 AM	0.78
4	Oreo Ranch	5/24/2022	10:49 AM	0.84
4	Blackman	5/24/2022	12:20 PM	0.8
5	Hollow Springs	5/31/2022	8:52 AM	0.79
5	Kapalua	5/31/2022	9:19 AM	0.76
5	Al Gates Park	5/31/2022	10:25 AM	0.82
5	Oreo Ranch	5/31/2022	10:43 AM	0.77
5	Blackman	5/31/2022	12:10 PM	0.79

Monthly fluoride split sample results:

Date: 5/3/2022

Water System Results: 0.65 mg/L

Approved Lab: 0.77 mg/L

Contact Name: Steve Shaw

Telephone : (916) 585-9386

System PWS Number: 3410008

Elk Grove Water District

Preventative Maintenance Program

Groundwater Wells

40

		Monthly												Semi-annual		Annual			
		Refer.	JAN	FEB	MAR	APR	MAY	JUN	JUL	AUG	SEP	OCT	NOV	DEC	Refer.	1ST 6-MO.	2ND 6-MO.	Refer.	2022
Well 14D Railroad	Initials	Sect: 7.1	AH	BW	AH	AH	BW								Sect: 7.2			Sect: 7.3	
	Date		1/3/22	2/24/22	3/2/22	4/14/22	5/16/22												
	W.O. #		20385	20463	20536	20622	20689												
Well 4D Webb	Initials	Sect: 8.1	AH	BW	BW	AH	AH								Sect: 8.2			Sect: 8.3	
	Date		1/4/22	2/11/22	3/10/22	4/14/22	5/4/22												
	W.O. #		20386	20464	20537	20623	20690												
Well 11D Dino	Initials	Sect: 9.1	AH	AH	AH	AH	BW								Sect: 9.2			Sect: 9.3	
	Date				3/28/22	4/19/22	5/2/22												
	W.O. #		20387	20465	20538	20624	20691												
Well 1D School	Initials	Sect: 13.1	AH	BW	AH	AH	AH								Sect: 13.2			Sect: 13.3	
	Date		1/5/22	2/24/22	3/1/22	4/19/22	5/20/22												
	W.O. #		20388	20466	20539	20625	20692												
Well 8 Williamson	Initials	Sect: 11.1	BW	BW	BW	BW	BW								Sect: 11.4			Sect: 11.4	
	Date		1/6/22	2/7/22	3/2/22	4/19/22	5/2/22												
	W.O. #		20389	20467	20540	20626	20693												
Well 9 Polhemus	Initials	Sect: TBD	BW	BW	BW	BW	BW								Sect: TBD			Sect: TBD	
	Date		1/3/22	2/7/22	3/2/22	4/4/22	5/5/22												
	W.O. #		20390	20468	20541	20627	20694												
Well 13 Hampton	Initials	Sect: TBD	AH	AH	AH	AH	AH								Sect: TBD			Sect: TBD	
	Date		1/6/22	2/22/22	3/28/22	4/4/22	5/18/22												
	W.O. #		20391	20469	20542	20628	20695												
			= Well Rehab.																

Year: 2022

Elk Grove Water District

Preventative Maintenance Program

Hampton Village Water Treatment Plant

Item	Monthly													Quarterly				Semi-annual				Annual			
	Refer.	JAN	FEB	MAR	APR	MAY	JUN	JUL	AUG	SEP	OCT	NOV	DEC	Refer.	1st	2nd	3rd	4th	Refer.	1ST 6-MO.	6-2ND 6-MO.	Refer.	2022		
Chemical Systems	Initials	Section: TBD	AH	AH	AH	AH	AH								Section: TBD	AH									
	Date		1/6/22	2/15/22	3/3/22	4/27/22	5/18/22									3/3/22									
	W.O. #		20396	20470	20552	20638	20678									20555									
Filter System	Initials	Section: TBD	AH	AH	AH	AH	AH																		
	Date		1/6/22	2/15/22	3/3/22	4/27/22	5/18/22																		
	W.O. #		20397	20471	20553	20639	20679																		
Backwash System	Initials	Section: TBD	AH	AH	AH	AH	AH																		
	Date		1/6/22	2/15/22	3/3/22	4/27/22	5/18/22																		
	W.O. #		20398	20472	20554	20640	20680																		
LAB	Initials														Section: TBD	AH									
	Date															3/3/22									
	W.O. #															20556									
MCC	Initials																								
	Date																								
	W.O. #																								

Elk Grove Water District

Preventative Maintenance Program

Standby Generators

Item	Monthly													Annual			
	Refer.	JAN	FEB	MAR	APR	MAY	JUN	JUL	AUG	SEP	OCT	NOV	DEC	Refer.	2022		
Railroad	Initials	Section: TBD	AH	AH	AH	AH	AH							Section: TBD			
	Date		1/14/22	2/22/22	3/25/22	4/26/22	5/20/22										
	W.O. #		20399	20473	20543	20629	20685										
Webb	Initials	Section: TBD	AH	BW	BW	AH/BW	BW							Section: TBD			
	Date		1/12/22	2/10/22	3/2/22	4/27/22	5/9/22										
	W.O. #		20400	20474	20544	20630	20686										
Dino	Initials	Section: TBD	AH	BW	BW	AH/BW	BW							Section: TBD			
	Date		1/12/22	2/23/22	3/7/22	4/25/22	5/2/22										
	W.O. #		20401	20475	20545	20631	20687										
Admin.	Initials	Section: TBD	AH	BW	BW	AH	AH										
	Date		1/2/22	2/23/22	3/7/22	4/28/22	5/18/22										
	W.O. #		20402	20476	20546	20632	20688										
			= Load test														

Elk Grove Water District
Cross Connection Control Program 2022

	JAN	FEB	MAR	APR	MAY	JUN	JUL	AUG	SEP	OCT	NOV	DEC	Totals	
First Test Notices Issued	52	46	88	22	63								271	
Passed First Test Notice	43	25	66	9	30								173	
Initial Balance	9	21	22	13	33								98	
Notices Retracted	0	1	0	0	0								1	
New Balance	9	20	22	13	33								97	
Devices sent to contractor for testing				13	33								13	
Second Test Notices Issued	9	20	22										51	
Passed Second Test Notice	7	7	9										23	
Third Test Notice Issued	2	13	13										28	
Passed Third Test Notice	1	13	6										20	
Devices Locked Off	0	0	1										1	
Devices Tested By Contractor				13	21								34	
Monthly Outstanding Delinquents	1	0	0	0	12	0	0	0	0	0		0	13	
													Total Outstanding Delinquents	13

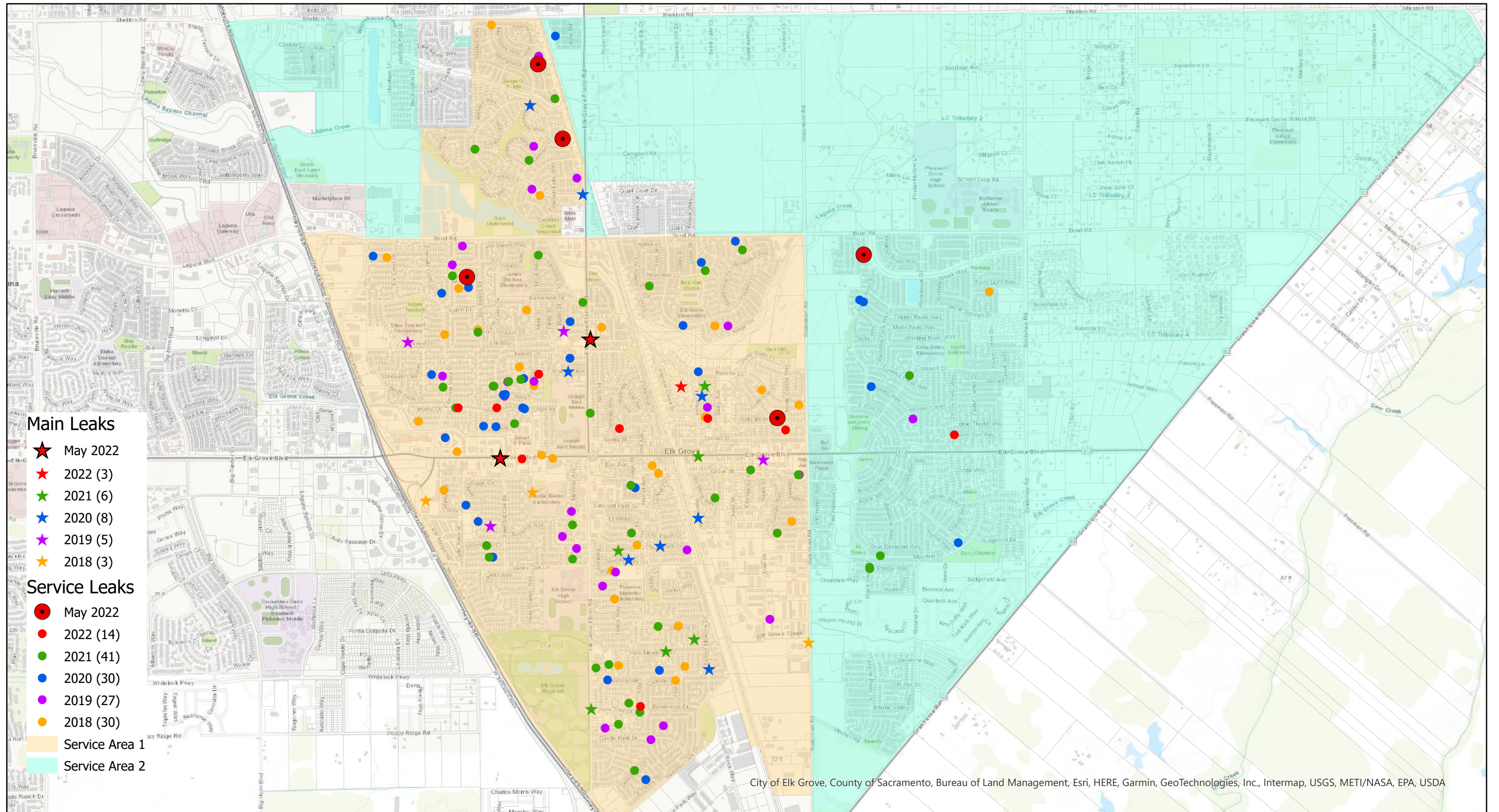
January East Lawn 10" device failed. Device is redundant needs to be removed.

May, 12 devices will be tested by June 13th, 3 devices failed letters have been sent out to customers.

44

Elk Grove Water District
 Safety Meetings/Training
 May 2022

Date	Topic	Attendees	Hosted By
5/9/2022	Slips, Trips & Falls	Alan Aragon, Stefan Chanh, Jaylyn Gordon-Ford, David Frederick, Aaron Hewitt, Sean Hinton, Brandon Kent, Justin Mello, Sal Mendoza, Michael Montiel, Chris Phillips, John Vance, Brandon Wagner, Marcell Wilson, Vue Xiong	Steve Shaw & Sean Hinton
5/23/2022	Rushing to Get Work Done	Alan Aragon, Jaylyn Gordon-Ford, David Frederick, Aaron Hewitt, James Hinegardner, Sean Hinton, Brandon Kent, Justin Mello, Jose Mendoza, Sal Mendoza, Michael Montiel, Chris Phillips, Steve Shaw, John Vance, Brandon Wagner, Marcell Wilson, Vue Xiong	Steve Shaw & Sean Hinton



Main Leaks

- ★ May 2022
- ★ 2022 (3)
- ★ 2021 (6)
- ★ 2020 (8)
- ★ 2019 (5)
- ★ 2018 (3)

Service Leaks

- May 2022
- 2022 (14)
- 2021 (41)
- 2020 (30)
- 2019 (27)
- 2018 (30)

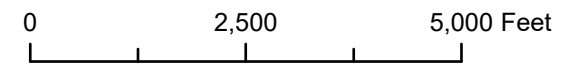
- Service Area 1
- Service Area 2

City of Elk Grove, County of Sacramento, Bureau of Land Management, Esri, HERE, Garmin, GeoTechnologies, Inc., Intermap, USGS, METI/NASA, EPA, USDA

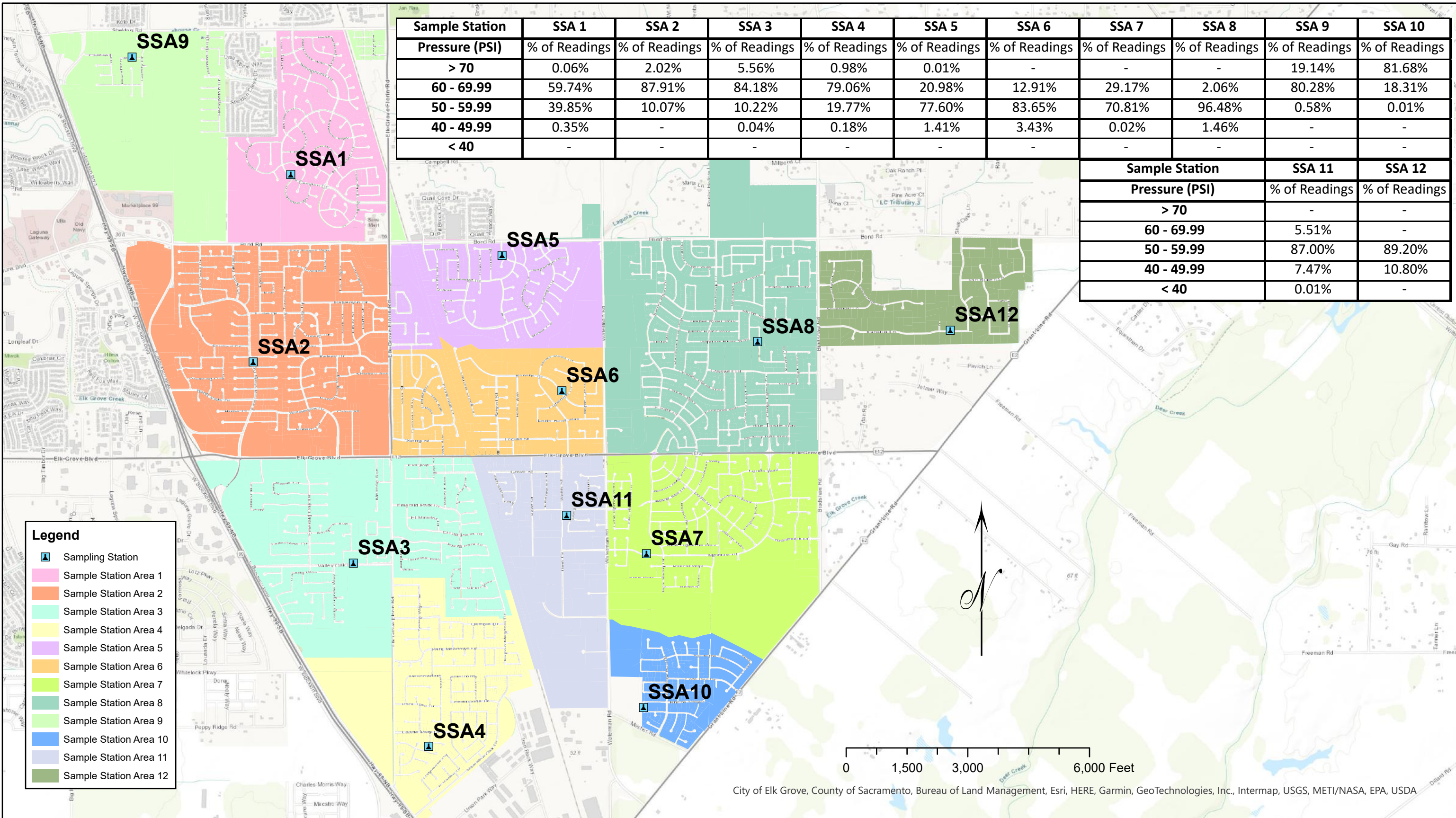
May 2022	
Main Line Leaks: 2	YTD: 3
Service Line Leaks: 5	YTD: 14
Total Leaks: 7	YTD: 17



Elk Grove Water District Main and Service Line Leaks Map



Elk Grove Water District	
Main & Service Line Leaks	
Created by: Richard Ko	
Date: June 13, 2022	



Sample Station	SSA 1	SSA 2	SSA 3	SSA 4	SSA 5	SSA 6	SSA 7	SSA 8	SSA 9	SSA 10
Pressure (PSI)	% of Readings	% of Readings	% of Readings	% of Readings	% of Readings	% of Readings	% of Readings	% of Readings	% of Readings	% of Readings
> 70	0.06%	2.02%	5.56%	0.98%	0.01%	-	-	-	19.14%	81.68%
60 - 69.99	59.74%	87.91%	84.18%	79.06%	20.98%	12.91%	29.17%	2.06%	80.28%	18.31%
50 - 59.99	39.85%	10.07%	10.22%	19.77%	77.60%	83.65%	70.81%	96.48%	0.58%	0.01%
40 - 49.99	0.35%	-	0.04%	0.18%	1.41%	3.43%	0.02%	1.46%	-	-
< 40	-	-	-	-	-	-	-	-	-	-

Sample Station	SSA 11	SSA 12
Pressure (PSI)	% of Readings	% of Readings
> 70	-	-
60 - 69.99	5.51%	-
50 - 59.99	87.00%	89.20%
40 - 49.99	7.47%	10.80%
< 40	0.01%	-

- Legend**
- Sampling Station
 - Sample Station Area 1
 - Sample Station Area 2
 - Sample Station Area 3
 - Sample Station Area 4
 - Sample Station Area 5
 - Sample Station Area 6
 - Sample Station Area 7
 - Sample Station Area 8
 - Sample Station Area 9
 - Sample Station Area 10
 - Sample Station Area 11
 - Sample Station Area 12

City of Elk Grove, County of Sacramento, Bureau of Land Management, Esri, HERE, Garmin, GeoTechnologies, Inc., Intermap, USGS, METI/NASA, EPA, USDA

Sample Stations: 12

May 2022



Elk Grove Water District

Sample Station Areas

Projected Coordinate System: NAD 83 State Plane CA II FIPS 0402

Source: EGWD GIS Database

Modified by: Richard Ko

June 8, 2022